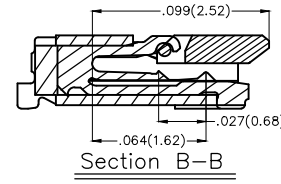
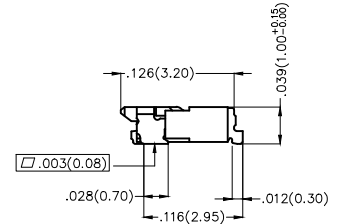
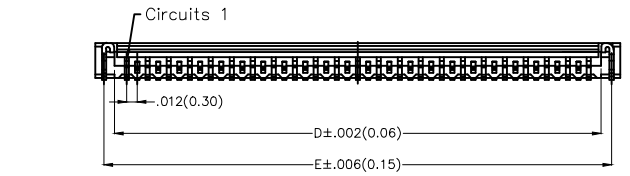
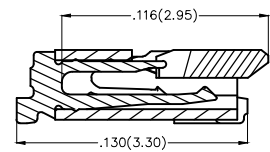
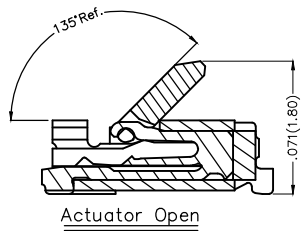
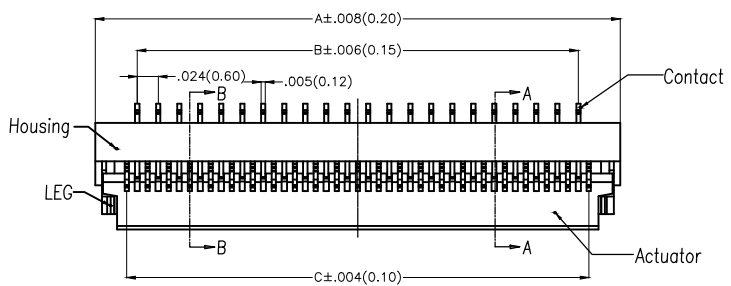


REV	LOCATIONS	DESCRIPTION	DATE	REVISER	APPD

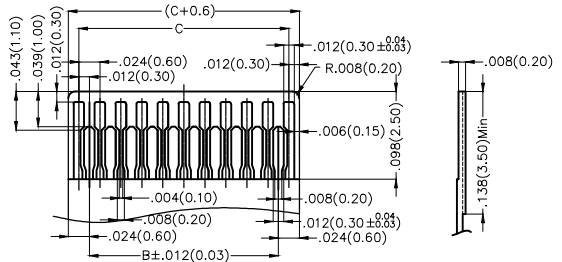


**SPECIFICATIONS**

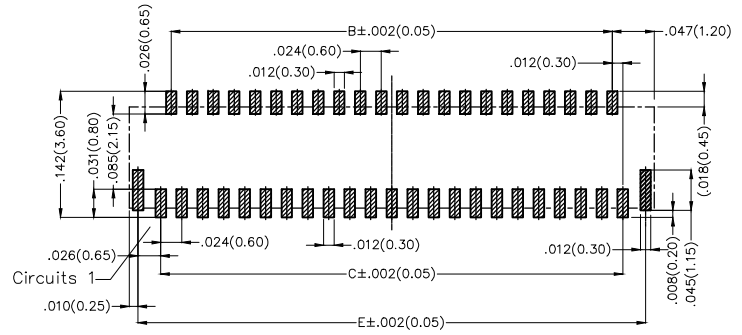
**Electrical**  
 Current Rating: 0.2A AC(rms)/DC  
 Voltage Rating: 30V AC(rms)/DC  
 Contact Resistance: 20 mΩ Max  
 Insulation Resistance: 50 MΩ Min  
 Withstanding Voltage: 200V AC r.m.s  
 Temperature Range—Operating: -25°C~+85°C

**Material and Plating**  
 Housing: LCP UL 94V-0  
 Actuator: LCP UL 94V-0  
 Terminal: Phosphor Bronze/ Gold Plated  
 Stopper: Phosphor Bronze/ Tin Plated

Circuits (n)	Part No.	Dimensions (in/mm)				
		A	B	C	D	E
13	FFC03001-13SBB114W5M	.213(5.40)	.118(3.00)	.142(3.60)	.169(4.30)	.193(4.90)
15	FFC03001-15SBB114W5M	.236(6.00)	.142(3.60)	.165(4.20)	.193(4.90)	.217(5.50)
21	FFC03001-21SBB114W5M	.307(7.80)	.213(5.40)	.236(6.00)	.264(6.70)	.287(7.30)
23	FFC03001-23SBB114W5M	.330(8.40)	.236(6.00)	.260(6.60)	.287(7.30)	.335(7.90)
25	FFC03001-25SBB114W5M	.354(9.00)	.260(6.60)	.283(7.20)	.311(7.90)	.335(8.50)
29	FFC03001-29SBB114W5M	.402(10.20)	.307(7.80)	.331(8.40)	.358(9.10)	.382(9.70)
31	FFC03001-31SBB114W5M	.425(10.80)	.331(8.40)	.354(9.00)	.382(9.70)	.406(10.30)
35	FFC03001-35SBB114W5M	.472(12.00)	.378(9.60)	.402(10.20)	.429(10.90)	.453(11.50)
39	FFC03001-39SBB114W5M	.520(13.20)	.425(10.80)	.449(11.40)	.476(12.10)	.500(12.70)
41	FFC03001-41SBB114W5M	.543(13.80)	.449(11.40)	.472(12.00)	.500(12.70)	.524(13.30)
45	FFC03001-45SBB114W5M	.590(15.00)	.496(12.60)	.520(13.20)	.547(13.90)	.571(14.50)
51	FFC03001-51SBB114W5M	.661(16.80)	.567(14.40)	.591(15.00)	.618(15.70)	.642(16.30)



Applicable FFC Recommended Dimension



Recommended P.C.Board Layout

**Ordering Information**

FFC 030 01 — XX S B B 1 1 4 W5 M  
 1 2 3 4 5 6 7 8 9 10 11 12

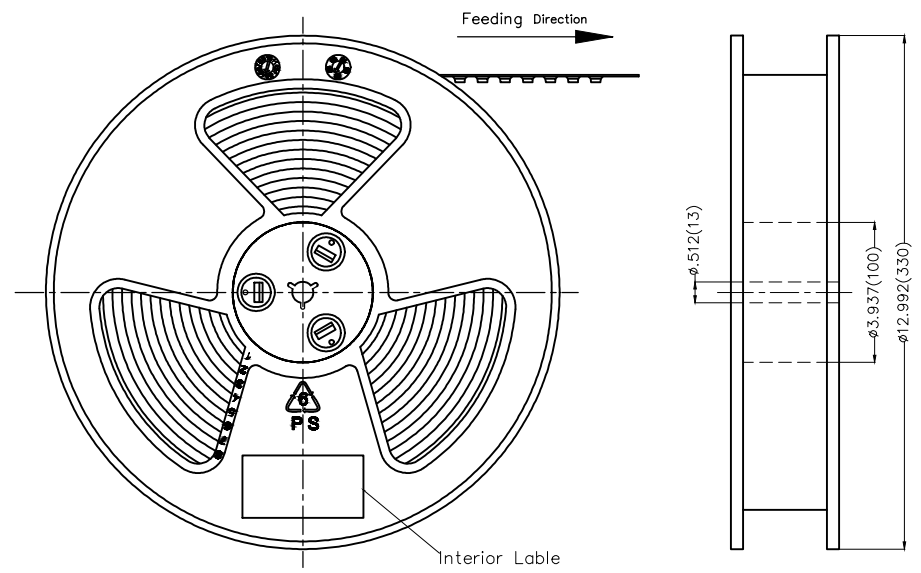
1 Category FFC-FPC	2 Series Number 030-Pitch0.3mm	3 Distinction No. 01	4 Circuits XX	5 Assemble Layout S-SMT	6 Entry Angle B-90° Angle
7 Contact Position B-Bottom	8 ZIF 1-ZIF	9 Plating 1-Gold Plated	10 Material-Resin 4-LCP	11 Color-Resin W5-Housing: Natural, Actuator: Black	12 Packaging M-Reel

 THIRD ANGLE PROJECTION  DESIGN UNITS Inch (metric)  SCALE 5:1  SIZE A4	GENERAL TOLERANCES (UNLESS SPECIFIED)		APPROVE BY FRANK	DATE 28/JUN/13	PART NO. FFC03001-XXSBB114W5M	ITEM NO. FFC03001	 Leader Of Industry
	X.±.012(0.30)	X.±5'	CHECKED BY JACOB	DATE 28/JUN/13	TITLE FPC/FFC connector 0.3mm Bottom contact SMT	REV 0	
	X.X±.008(0.20)	X.±2'	DRAWN BY CHERRY	DATE 28/JUN/13	THIS DRAWING CONTAINS INFORMATION THAT IS PROPRIETARY TO TXGA INDUSTRIAL ELECTRONICS(S.Z)CO.,LTD AND SHOULD NOT BE USED WITHOUT WRITTEN PERMISSION		
	X.XX±.006(0.15)	.XX±1'					

REV	LOCATIONS	DESCRIPTION	DATE	REVISER	APPD

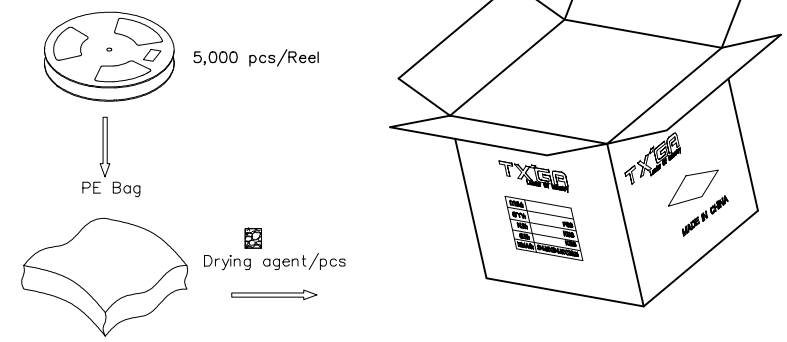
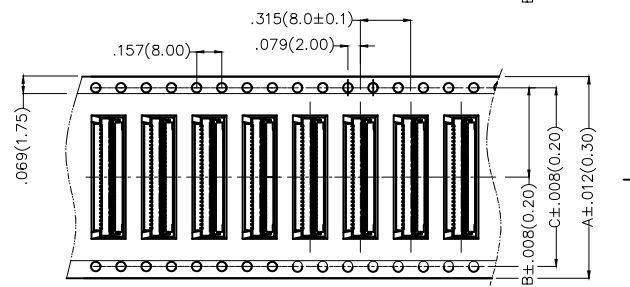
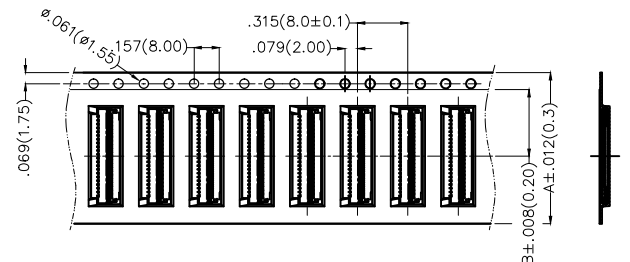

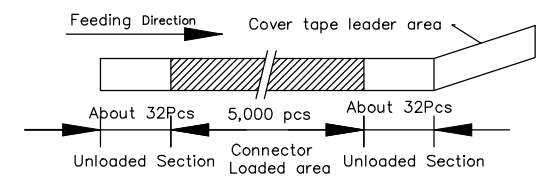
A  
B  
C  
D  
E  
F

A  
B  
C  
D  
E  
F



- Note:
- 10 sprocket hole cumulative tolerance  $\pm 0.2$
  - Carrier camber is within 1.0mm in 250mm
  - Material: White Conductive polystyrene Alloy 100% recyclable
  - All dimensions meet EIA-481-3 requirements
  - Peel off force of cover tape & carrier tape: 20g~130g(0.2N~1.3N)
  - Component load per 13" reel: 5,000 pcs

Circuits (n)	Dimensions(in/mm)		
	A	B	C
13-25	.630(16.0)	.295(7.5)	—
27-51	.945(24.0)	.453(11.5)	—



 THIRD ANGLE PROJECTION DESIGN UNITS Inch (metric) SCALE 5:1 SIZE A4	GENERAL TOLERANCES (UNLESS SPECIFIED)		APPROVE BY FRANK	DATE 28/JUN/13	PART NO. FFC03001-XXSBB114W5M	ITEM NO. FFC03001	 Leader Of Industry
	X.±.012(0.30)	X.'±5'	CHECKED BY JACOB	DATE 28/JUN/13	TITLE FPC/FFC connector 0.3mm Bottom contact SMT		
	X.XX±.006(0.15)	.XX'±1"	DRAWN BY CHERRY	DATE 28/JUN/13	THIS DRAWING CONTAINS INFORMATION THAT IS PROPRIETARY TO TXGA INDUSTRIAL ELECTRONICS(S.Z)CO.,LTD AND SHOULD NOT BE USED WITHOUT WRITTEN PERMISSION		SHEET NO. 2/2
	X.XXX±.004(0.10)	.XXX'±0.5'					

1 2 3 4 5 6 7 8

## X-ON Electronics

Largest Supplier of Electrical and Electronic Components

*Click to view similar products for [FFC & FPC Connectors](#) category:*

*Click to view products by [TXGA](#) manufacturer:*

Other Similar products are found below :

[00-6200-227-022-800](#) [006205250500825+](#) [006205280500825+](#) [FPH-1602G](#) [FPH-2022G](#) [52610-1275](#) [501864-3091-TR225](#)  
[086222026001800](#) [52610-0675](#) [62674-201121DLF](#) [62684-36210E9ALF](#) [52746-1671-TR250](#) [10051922-2810EHLF](#) [686322124422](#) [XF3M-](#)  
[2915-1B-R100](#) [AYF353125A](#) [AYF530665TA](#) [AYF534065TA](#) [AYF351525](#) [086212040340800+](#) [AYF530365TA](#) [67000-004LF](#)  
[006207341915000+](#) [207356-1](#) [67000-003LF](#) [HFW14R-2STE9LF](#) [SFW12R-5STE9LF](#) [SFW18R-1STAE9LF](#) [SFW4R-5STE9LF](#) [52807-0430](#)  
[046283021002868+](#) [502250-8027](#) [104267-9617](#) [66987-011LF](#) [HFW8S-2STAE1HLF](#) [67000-008LF](#) [HFW22R-2STE1H1LF](#) [0781271110](#)  
[5019511030](#) [200528-0260](#) [5039084120](#) [503908-5120](#) [SFW20R-1STGE5LF](#) [FH12-18S-0.5SH](#) [686116183522](#) [FH64MA-11S-0.25SHW](#)  
[686114183522](#) [502078-5362](#) [FH52K-68S-0.5SH](#) [FH26W-23S-0.3SHW\(60\)](#)