

REV	LOCATIONS	DESCRIPTION	DATE	REVISER	APPD
1		Dimension: Change 2.30 into 2.2mm	06/AUG/19	KATE	CHERRY

SPECIFICATIONS

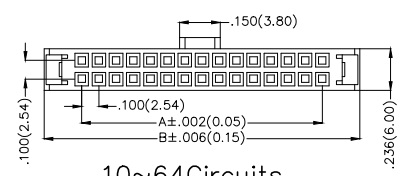
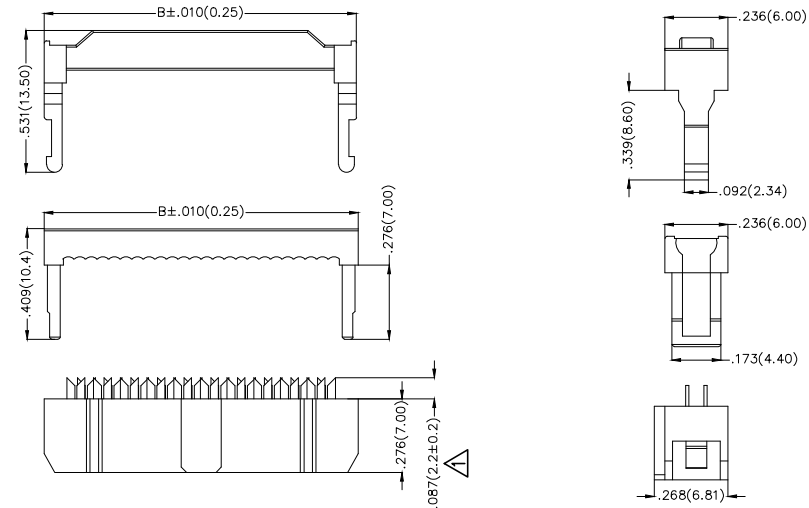
Electrical
 Current Rating: 2.0A AC(rms)/DC
 Voltage Rating: 250V AC(rms)/DC
 Contact Resistance: 20 mΩ Max
 Insulation Resistance: 1000 MΩ MIN
 Withstanding Voltage: 500V AC r.m.s
 Temperature Range-Operating: -40°C~+105°C

Material and Plating
 Housing: PBT(UL94V-0)
 Contact: Brass
 Plating: Nickel Plated/Gold in contact area,
 Nickel on tail

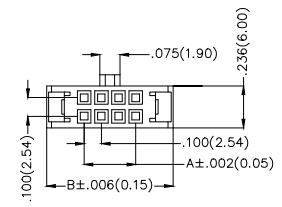
Ordering Information

FID 254 02 - XX X K6 K
 1 2 3 4 5 6 7

1	Category	2	Series Number	3	Distinction No.	4	Circuits	5	Plating	6	Color-Resin	7	Packaging
	FID-IDC		254-Pitch 2.54mm		02		XX		3-Nickel Plated 4-Gold in contact area, Nickel on tail		K6-Black		K-Tray



10~64Circuits



6~8Circuits

Circuits (n)	Part No.	Dimensions(in/mm)		Circuits (n)	Part No.	Dimensions(in/mm)	
		A	B			A	B
6	FID25402-06XK6K	.200(5.08)	.485(12.32)	26	FID25402-26XK6K	1.200(30.48)	1.485(37.72)
8	FID25402-08XK6K	.300(7.62)	.585(14.86)	30	FID25402-30XK6K	1.400(35.56)	1.685(42.80)
10	FID25402-10XK6K	.400(10.16)	.685(17.40)	34	FID25402-34XK6K	1.600(40.64)	1.885(47.88)
12	FID25402-12XK6K	.500(12.70)	.785(19.94)	36	FID25402-36XK6K	1.700(43.18)	1.985(50.42)
14	FID25402-14XK6K	.600(15.24)	.885(22.48)	40	FID25402-40XK6K	1.900(48.26)	2.185(55.50)
16	FID25402-16XK6K	.700(17.78)	.985(25.02)	44	FID25402-44XK6K	2.100(53.34)	2.385(60.58)
18	FID25402-18XK6K	.800(20.32)	1.085(27.56)	50	FID25402-50XK6K	2.400(60.96)	2.685(68.20)
20	FID25402-20XK6K	.900(22.86)	1.185(30.10)	60	FID25402-60XK6K	2.900(73.66)	3.185(80.90)
24	FID25402-24XK6K	1.100(27.94)	1.385(35.18)	64	FID25402-64XK6K	3.100(78.74)	3.385(85.98)

 THIRD ANGLE PROJECTION	GENERAL TOLERANCES (UNLESS SPECIFIED) X.±.012(0.30) X.±5' X.X±.008(0.20) .X'±2' X.XX±.006(0.15) .XX'±1' X.XXX±.004(0.10) .XXX'±0.5'		APPROVE BY FRANK CHECKED BY CHERRY DRAWN BY JACOB	DATE 9/SEPT/13 DATE 9/SEPT/13 DATE 9/SEPT/13	PART NO. FID25402-XXK6K ITEM NO. FID25402	 TXGA Leader Of Industry
	DESIGN UNITS Inch (metric)	SCALE 5:1 SIZE A4	TITLE Wire to Board(IDC Connector) Pitch 2.54mm		REV 1 SHEET NO. 1/1	
	THIS DRAWING CONTAINS INFORMATION THAT IS PROPRIETARY TO TXGA INDUSTRIAL ELECTRONICS(S.Z)CO.,LTD AND SHOULD NOT BE USED WITHOUT WRITTEN PERMISSION					

X-ON Electronics

Largest Supplier of Electrical and Electronic Components

Click to view similar products for [I/O Connectors](#) category:

Click to view products by [TXGA](#) manufacturer:

Other Similar products are found below :

[571763P](#) [59811-0000](#) [61-168618-12P](#) [D20419-211](#) [D38999/20FJ24PA L/C](#) [76871-1403](#) [PCR-E36PM](#) [PCS-XE26LKA](#) [PCS-XES68MS+](#)
[G38A71314B](#) [DX40-50P\(55\)](#) [1571250010](#) [157-22500-3](#) [MS3471L14-19P L/C](#) [192991-0703](#) [FCN-260C008-A/L0](#) [FCN-260C024-AL0](#) [FCN-](#)
[261Z008](#) [2000314-1](#) [200331-1](#) [PCS-E28FS+](#) [PCS-XE26SLFD+](#) [PCS-XE26SLFDT+](#) [G730VID08BDC24](#) [HDR-E14MSG1+](#) [54182-0605](#)
[UE86K842720321](#) [38113800006](#) [DP3AR020WQ1R200](#) [DRA-26PC-F0R](#) [Z4.102.0680.0](#) [500-1040](#) [500-1052](#) [DX40-20P\(55\)](#) [5554841-1](#)
[SM3100F14S-12P](#) [U90B3054061110](#) [U65-E04-4020](#) [557-262M2-06C](#) [60-042222-02S](#) [10099439-003C-TRLF](#) [226-0348-000](#) [10137239-](#)
[0011LF](#) [70.060.1028.0](#) [109029-ZZ](#) [HDR-E26MG1+](#) [SO-0715-02-01-02](#) [GT1-DA04CST](#) [231-303](#) [MS3112E16-8SX](#)