

REV	LOCATIONS	DESCRIPTION	DATE	REVISER	APPD

Electrical
 Current Rating: 1.0A AC(rms)/DC
 Voltage Rating: 125V AC(rms)/DC
 Contact Resistance: 20 mΩ Max
 Insulation Resistance: 100 MΩ MIN
 Withstanding Voltage: 250V AC r.m.s
 Temperature Range—Operating: -25°C~+85°C
 Material and Plating
 Housing: PA9T (UL 94V-0)
 Contact Pin: Brass
 Plating: Full tin

Ordering Information

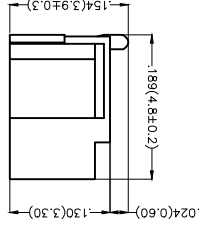
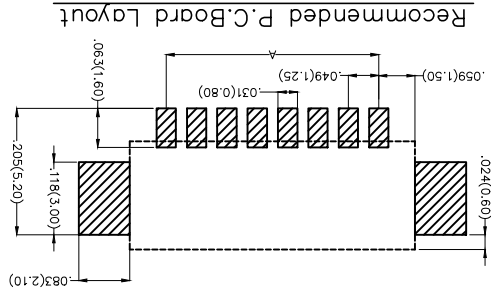
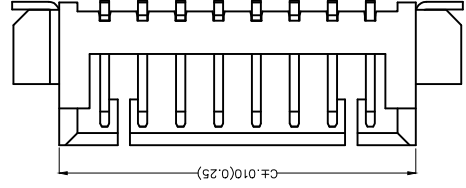
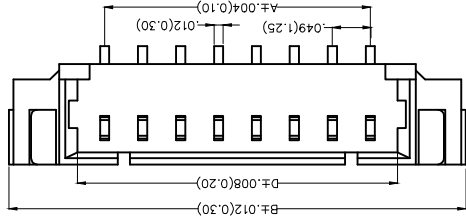
1	Category	FWF-Water
2	Series Number	125-Pitch1.25mm
3	Distinction No.	05
4	Row Option	S-Single Row
5	Circuits	XX
6	Entry Angle	S-180° Vertical
7	Plating	2-Tin Plated
8	Material-Resin	4-PA9T
9	Color-Resin	WS-Natural
10	Packaging	M-Reel

FWF 125 05 - S XX S
 X 4 W5 M
 7 8 9 10

THIRD ANGLE PROJECTION	DESIGN UNITS Inch (metric)	SCALE 5:1 A4
APPROVE BY FRANK	DATE 8/JUL/13	GENERAL TOLERANCES (UNLESS SPECIFIED)
CHECKED BY JACOB	DATE 8/JUL/13	X±.012(0.30)
DRAWN BY CHERRY	DATE 8/JUL/13	X.XX±.006(0.15)
		.XX±.1
		.XXX±.05

TXGR
 Leader Of Industry

ITEM NO. FWF12505
 PART NO. FWF12505-SXXSX4W5M
 TITLE Wire to Board (Water) Pitch 1.25mm 180° Vertical (SMT)
 REV 1 SHEET NO. 1/3
 THIS DRAWING CONTAINS INFORMATION THAT IS PROPRIETARY TO TXGA INDUSTRIAL ELECTRONICS(SZ)CO.,LTD AND SHOULD NOT BE USED WITHOUT WRITTEN PERMISSION



REV	LOCATIONS	DESCRIPTION	DATE	REVISER	APPD

Circuits (n)	Part No.	Dimensions(in/mm)			
		A	B	C	D
2	FWF12505-S02S24W5M	.049(1.25)	.297(7.55)	.167(4.25)	.120(3.05)
3	FWF12505-S03S24W5M	.098(2.50)	.346(8.80)	.217(5.50)	.169(4.30)
4	FWF12505-S04S24W5M	.147(3.75)	.396(10.05)	.266(6.75)	.218(5.55)
5	FWF12505-S05S24W5M	.197(5.00)	.445(11.30)	.315(8.00)	.268(6.80)
6	FWF12505-S06S24W5M	.246(6.25)	.494(12.55)	.364(9.25)	.317(8.05)
7	FWF12505-S07S24W5M	.295(7.50)	.543(13.80)	.413(10.50)	.366(9.30)
8	FWF12505-S08S24W5M	.344(8.75)	.593(15.05)	.463(11.75)	.415(10.55)
9	FWF12505-S09S24W5M	.394(10.00)	.642(16.30)	.512(13.00)	.465(11.80)
10	FWF12505-S10S24W5M	.443(11.25)	.691(17.55)	.561(14.25)	.514(13.05)
11	FWF12505-S11S24W5M	.492(12.50)	.740(18.80)	.610(15.50)	.563(14.30)
12	FWF12505-S12S24W5M	.541(13.75)	.789(20.05)	.659(16.75)	.612(15.55)
13	FWF12505-S13S24W5M	.591(15.00)	.839(21.30)	.709(18.00)	.661(16.80)
14	FWF12505-S14S24W5M	.640(16.25)	.888(22.55)	.758(19.25)	.711(18.05)
15	FWF12505-S15S24W5M	.689(17.50)	.937(23.80)	.807(20.50)	.760(19.30)

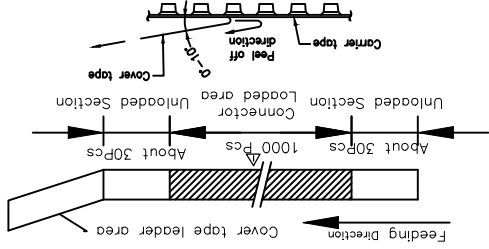
THIRD ANGLE PROJECTION	DESIGN UNITS Inch (metric)	SCALE	5:1				
		SIZE	A4				
GENERAL TOLERANCES (UNLESS SPECIFIED)	X.±.012(0.30)	X.±.008(0.20)	X.±.006(0.15)	X.±.004(0.10)	X.±.003(0.075)	DATE	8/JUL/13
						APPROVE BY	FRANK
X.±.012(0.30)	X.±.008(0.20)	X.±.006(0.15)	X.±.004(0.10)	X.±.003(0.075)	X.±.002(0.05)	DATE	8/JUL/13
						CHECKED BY	JACOB
X.±.012(0.30)	X.±.008(0.20)	X.±.006(0.15)	X.±.004(0.10)	X.±.003(0.075)	X.±.002(0.05)	DATE	8/JUL/13
						DRAWN BY	CHEERY

TXGA
Leader Of Industry

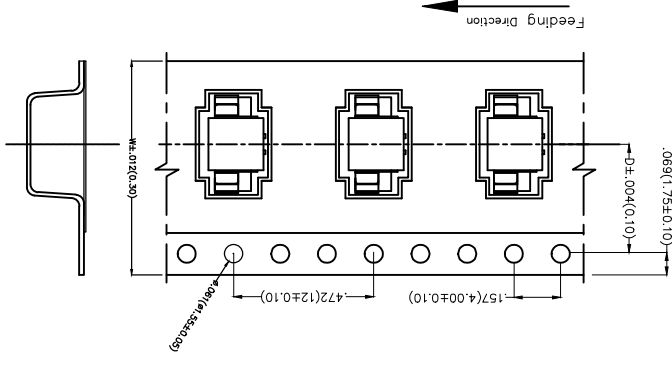
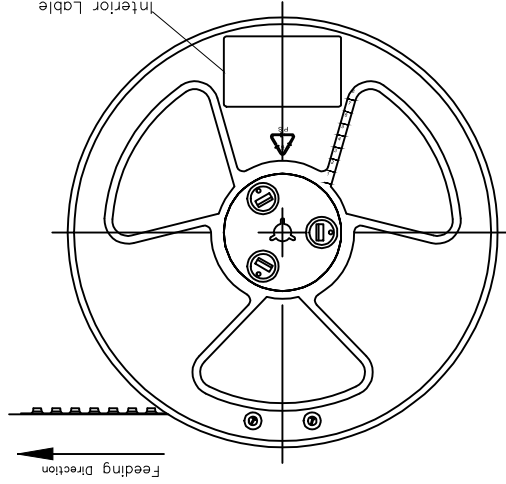
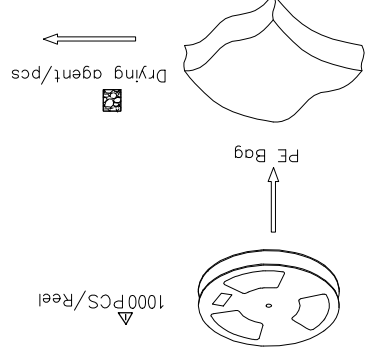
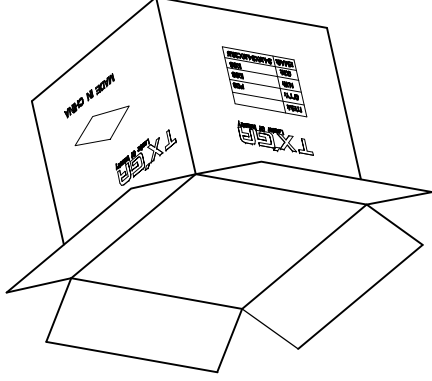
PART NO. FWF12505-SXXXS4W5M
ITEM NO. FWF12505
TITLE Wire to Board (Water) Pitch 1.25mm 180° Vertical (SMT)
REV 1 SHEET NO. 2/3
THIS DRAWING CONTAINS INFORMATION THAT IS PROPRIETARY TO TXGA INDUSTRIAL ELECTRONICS(SZ)CO.,LTD AND SHOULD NOT BE USED WITHOUT WRITTEN PERMISSION

REV	LOCATIONS	DESCRIPTION	DATE	REVERSE	APPD
1	▽	MPQ 1500PCS/Reel Change to 1000PCS/Reel	20150811	CHERRY	JACOB

- Note:
1. 10 sprocket hole cumulative tolerance±0.2
 2. Carrier camber is within 1.0mm in 100mm
 3. Material: White Conductive polystyrene Alloy 100% recyclable
 4. All dimensions meet EIA-481-3 requirements
 5. Component load per 13" reel: 1000 pcs



Drills (H)	Dimensions(in/mm)		Drills (H)	Dimensions(in/mm)	
	D	W		D	W
2	.295(7.50)	.630(16.00)	10	.559(14.20)	1.260(32.00)
3	.295(7.50)	.630(16.00)	11	.559(14.20)	1.260(32.00)
4	.453(11.50)	.945(24.00)	12	.559(14.20)	1.260(32.00)
5	.453(11.50)	.945(24.00)	13	.795(20.20)	1.732(44.00)
6	.453(11.50)	.945(24.00)	14	.795(20.20)	1.732(44.00)
7	.559(14.20)	1.260(32.00)	15	.795(20.20)	1.732(44.00)
8	.559(14.20)	1.260(32.00)			
9	.559(14.20)	1.260(32.00)			



THIRD ANGLE PROJECTION		DESIGN UNITS		SCALE	
5:1	A4	X.XX±.006(0.15)	X.XX±.1	X.XX±.004(0.10)	X.XX±0.5
GENERAL TOLERANCES (UNLESS SPECIFIED)		CHECKED BY		DRAWN BY	
FRANK		JACOB		CHERRY	
DATE		DATE		DATE	
8/JUL/13		8/JUL/13		8/JUL/13	
APPROVE BY		DATE		ELECTRONICS(S2)CO.,LTD AND SHOULD NOT BE USED WITHOUT WRITTEN PERMISSION	
FRANK		8/JUL/13		THIS DRAWING CONTAINS INFORMATION THAT IS PROPRIETARY TO TXGA INDUSTRIAL	
PART NO.		ITEM NO.		REV 1	
FWF12505-SXXSX4WSM		FWF12505		SHEET NO. 3/3	
TITLE		Wire to Board (Water)		PITCH 1.25mm 180° Vertical (SMT)	
FWF12505		Leader Of Industry		TXGA	



X-ON Electronics

Largest Supplier of Electrical and Electronic Components

Click to view similar products for [Headers & Wire Housings](#) category:

Click to view products by [TXGA](#) manufacturer:

Other Similar products are found below :

[95000-104TRLF](#) [10135584-644402LF](#) [DF62W-EP2022PCA](#) [95000-106TRLF](#) [DF62W-2022SCA](#) [DF62W-EP2022PC](#) [2203348](#) [DF62W-2022SC](#) [1084018](#) [1029039](#) [1084017](#) [802-10-012-10-002000](#) [1112640](#) [1112639](#) [891-007-9SS-BST1T](#) [000-34000](#) [0008550134](#) [0009482033](#) [0009507031](#) [57102-F02-18ULF](#) [57102-S06-03LF](#) [57202-S52-04LF](#) [PCN6-15S-2.5E](#) [0039019024](#) [58102-G61-06LF](#) [582553-1](#) [0009485154](#) [0009508121](#) [0022285053](#) [0050291907](#) [018731A](#) [LY20-4P-DT1-P1E-BR](#) [02.125.8002.8](#) [60101931](#) [60598-1 \(Cut Strip\)](#) [M1625-3R/100](#) [61062-3](#) [61082-181009](#) [CSU011177004](#) [636-1427](#) [638009-1](#) [641938-9](#) [641991-4](#) [644168-1](#) [644827-2](#) [647662-1](#) [65039-019ELF](#) [65692-001LF](#) [65781-018](#) [65781-047](#)