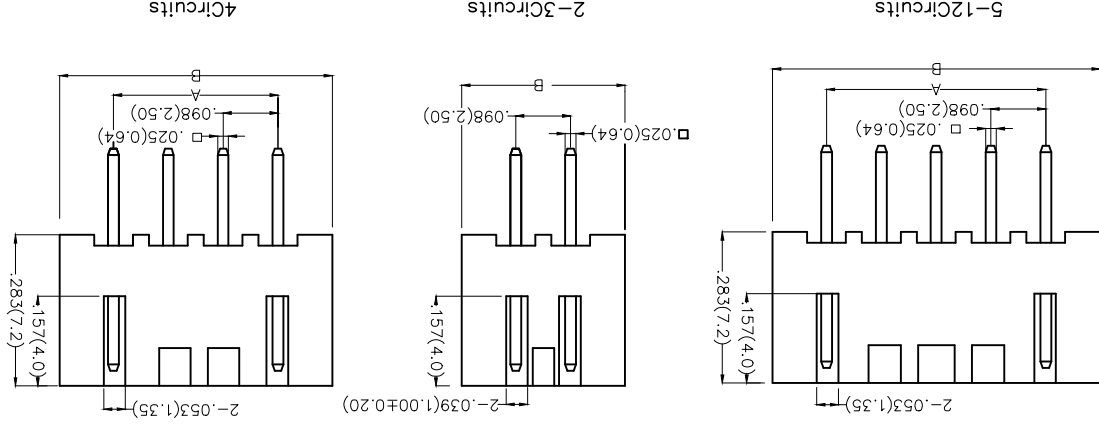
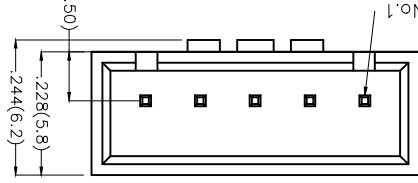
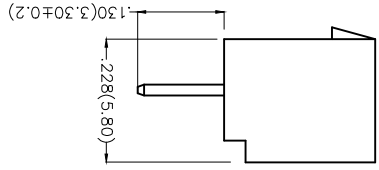
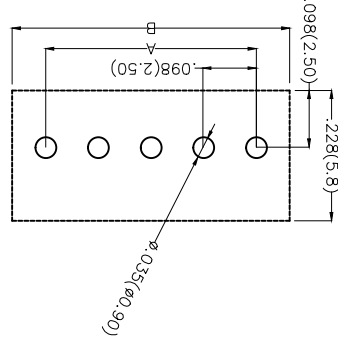


REV	LOCATIONS	DESCRIPTION	DATE	REVISER	APPD

Electrical  
 Current Rating: 3.0A AC(rms)/DC  
 Voltage Rating: 250V AC(rms)/DC  
 Contact Resistance: 20 mΩ Max  
 Insulation Resistance: 1000 MΩ MIN  
 Withstanding Voltage: 1000V AC r.m.s.  
 Temperature Range-Operating: -25°C~+85°C  
 Material and Plating  
 Housing: P66 (UL 94V-2)  
 Contact Pin: Brass  
 Plating: Tin Plated



Recommended P.C.Board Layout



1	Category	FWF-Water
2	Series Number	250-Pitch 2.5mm
3	Distinction No.	12
4	Row Option	S-Single Row
5	Circuits	XX
6	Entry Angle	S-180° Vertical
7	Plating	2-Tin Plated
8	Material-Resin	2-P66
9	Color-Resin	W1-White R1-Red N1-Green ... K6-Black U1-Blue
10	Packaging	B-PE Bag

Ordering Information

FWF 250 12 - S XX S 2 2 XX B

THIRD ANGLE PROJECTION	GENERAL TOLERANCES (UNLESS SPECIFIED)	APPROVE BY	DATE	PART NO.	ITEM NO.
	X.±.012(0.30)	FRANK	01/MAY/14	FWF25012-SXXS22XXB	FWF25012
DESIGN UNITS Inch (metric)	X.±.008(0.20)	CHECKED BY	DATE	TITLE	
SCALE 5:1 A4	X.±.006(0.15)	CHERRY	01/MAY/14	Wire to Board (Water)	
	.XXX±.05	DRAWN BY	DATE	Pitch 2.5mm 180° Vertical (DIP)	
		JACOB	01/MAY/14		

THIS DRAWING CONTAINS INFORMATION THAT IS PROPRIETARY TO TXGA INDUSTRIAL ELECTRONICS(S)Z(CO.,LTD AND SHOULD NOT BE USED WITHOUT WRITTEN PERMISSION

REV 0 SHEET NO. 1/2

Leader Of Industry

**TXGA**

REV	LOCATIONS	DESCRIPTION	DATE	REVISER	APPD

Circuits (n)	Part No.	Dimensions(in/mm)	
		A	B
2	FWF25012-S02S22XXB	.098(2.50)	.295(7.50)
3	FWF25012-S03S22XXB	.197(5.00)	.394(10.00)
4	FWF25012-S04S22XXB	.295(7.50)	.492(12.50)
5	FWF25012-S05S22XXB	.394(10.00)	.591(15.00)
6	FWF25012-S06S22XXB	.492(12.50)	.689(17.50)
7	FWF25012-S07S22XXB	.591(15.00)	.787(20.00)
8	FWF25012-S08S22XXB	.689(17.50)	.886(22.50)
9	FWF25012-S09S22XXB	.787(20.00)	.984(25.00)
10	FWF25012-S10S22XXB	.886(22.50)	1.083(27.50)
11	FWF25012-S11S22XXB	.984(25.00)	1.181(30.00)
12	FWF25012-S12S22XXB	1.083(27.50)	1.279(32.50)



THIRD ANGLE PROJECTION

DESIGN UNITS Inch (metric)

SCALE SIZE 5:1 A4

GENERAL TOLERANCES (UNLESS SPECIFIED)  
 APPROVE BY FRANK  
 DATE 01/MAY/14  
 CHECKED BY  
 DATE 01/MAY/14  
 DRAWN BY JACOB  
 DATE 01/MAY/14

ITEM NO. FWF25012  
 PART NO. FWF25012-SXXS22XXB  
 TITLE Wire to Board (Water)  
 Pitch 2.5mm 180° Vertical (DIP)

REV 0 SHEET NO. 2/2

Leader Of Industry  
**TXGA**

THIS DRAWING CONTAINS INFORMATION THAT IS PROPRIETARY TO TXGA INDUSTRIAL ELECTRONICS(SZ)CO.,LTD AND SHOULD NOT BE USED WITHOUT WRITTEN PERMISSION

## X-ON Electronics

Largest Supplier of Electrical and Electronic Components

*Click to view similar products for [Headers & Wire Housings](#) category:*

*Click to view products by [TXGA](#) manufacturer:*

Other Similar products are found below :

[95000-104TRLF](#) [10135584-644402LF](#) [DF62W-EP2022PCA](#) [95000-106TRLF](#) [DF62W-2022SCA](#) [DF62W-EP2022PC](#) [2203348](#) [DF62W-2022SC](#) [1084018](#) [1029039](#) [1084017](#) [802-10-012-10-002000](#) [1112640](#) [1112639](#) [891-007-9SS-BST1T](#) [000-34000](#) [0008550134](#) [0009482033](#) [0009507031](#) [57102-F02-18ULF](#) [57102-S06-03LF](#) [57202-S52-04LF](#) [PCN6-15S-2.5E](#) [0039019024](#) [58102-G61-06LF](#) [582553-1](#) [0009485154](#) [0009508121](#) [0022285053](#) [0050291907](#) [018731A](#) [LY20-4P-DT1-P1E-BR](#) [02.125.8002.8](#) [60101931](#) [60598-1 \(Cut Strip\)](#) [M1625-3R/100](#) [61062-3](#) [61082-181009](#) [CSU011177004](#) [636-1427](#) [638009-1](#) [641938-9](#) [641991-4](#) [644168-1](#) [644827-2](#) [647662-1](#) [65039-019ELF](#) [65692-001LF](#) [65781-018](#) [65781-047](#)