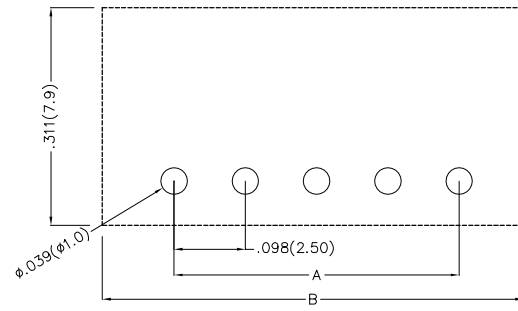
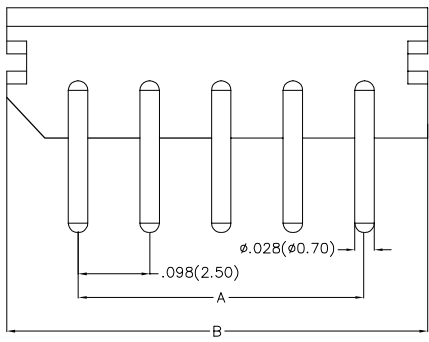
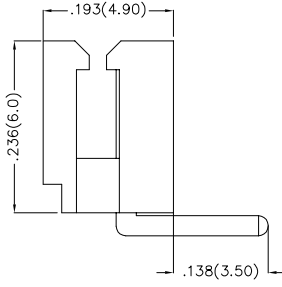
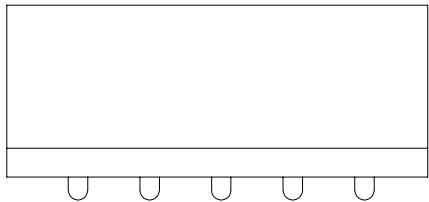


REV	LOCATIONS	DESCRIPTION	DATE	REVISER	APPD



Recommended P.C.Board Layout

Ordering Information

FWF 250 25 - S XX B X 2 W5 B
 1 2 3 4 5 6 7 8 9 10

1	Series Name	2	Series Number	3	Distinction No.	4	Contact Alignment	5	Circuits
	FWF-Wafer		250-Pitch 2.50mm		25		S-Single Row		XX
6	Entry Type	7	Plating	8	Plastic	9	Plastic Colour	10	Packaging
	B-Side entry type		1-Gold Flash 2-Tin Plated All		2-PA66		W5-White		B-PE Bag

Circuits (n)	Part No.	Dimensions(in/mm)		Circuits (n)	Part No.	Dimensions(in/mm)	
		A	B			A	B
2	FWF25025-S02B22W5B	.098(2.50)	.295(7.50)	2	FWF25025-S02B12W5B	.098(2.50)	.295(7.50)
3	FWF25025-S03B22W5B	.197(5.00)	.394(10.00)	3	FWF25025-S03B12W5B	.197(5.00)	.394(10.00)
4	FWF25025-S04B22W5B	.295(7.50)	.492(12.50)	4	FWF25025-S04B12W5B	.295(7.50)	.492(12.50)
5	FWF25025-S05B22W5B	.394(10.00)	.591(15.00)	5	FWF25025-S05B12W5B	.394(10.00)	.591(15.00)
6	FWF25025-S06B22W5B	.492(12.50)	.689(17.50)	6	FWF25025-S06B12W5B	.492(12.50)	.689(17.50)
7	FWF25025-S07B22W5B	.591(15.00)	.787(20.00)	7	FWF25025-S07B12W5B	.591(15.00)	.787(20.00)
8	FWF25025-S08B22W5B	.689(17.50)	.886(22.50)	8	FWF25025-S08B12W5B	.689(17.50)	.886(22.50)
9	FWF25025-S09B22W5B	.787(20.00)	.984(25.00)	9	FWF25025-S09B12W5B	.787(20.00)	.984(25.00)
10	FWF25025-S10B22W5B	.886(22.50)	1.083(27.50)	10	FWF25025-S10B12W5B	.886(22.50)	1.083(27.50)
11	FWF25025-S11B22W5B	.984(25.00)	1.181(30.00)	11	FWF25025-S11B12W5B	.984(25.00)	1.181(30.00)
12	FWF25025-S12B22W5B	1.083(27.50)	1.024(32.50)	12	FWF25025-S12B12W5B	1.083(27.50)	1.024(32.50)

Electrical

Current Rating: 3.0A AC(rms)/DC
 Voltage Rating: 250V AC(rms)/DC
 Contact Resistance: 20 mΩ Max
 Insulation Resistance: 1000 MΩ MIN
 Withstanding Voltage: 1000V AC r.m.s
 Temperature Range-Operating: -25°C~+85°C

Material and Plating

Housing: PA66 UL 94-V2
 Pin: Brass Tin-Plated/Gold-Flash

<p>THIRD ANGLE PROJECTION</p>	GENERAL TOLERANCES (UNLESS SPECIFIED)		APPROVE BY	DATE	PART NO.		ITEM NO.
	X.±.012(0.30)	X.±5'	FRANK	01/JUL/13	FWF25025-SXXB2W5B		FWF25025
	X.X±.008(0.20)	.X'±2'	CHECKED BY	DATE	TITLE		REV 0
	X.XX±.006(0.15)	.XX'±1'	JACOB	01/JUL/13	WAFER PITCH: .098'(2.50mm) SERIES		SHEET NO. 1/1
SCALE	SIZE	X.XXX±.004(0.10)	.XXX'±0.5'	DRAWN BY	DATE	THIS DRAWING CONTAINS INFORMATION THAT IS PROPRIETARY TO TXGA INDUSTRIAL ELECTRONICS(S.Z)CO.,LTD AND SHOULD NOT BE USED WITHOUT WRITTEN PERMISSION	
5:1	A4			CHERRY	01/JUL/13		



X-ON Electronics

Largest Supplier of Electrical and Electronic Components

Click to view similar products for [Headers & Wire Housings](#) category:

Click to view products by [TXGA](#) manufacturer:

Other Similar products are found below :

[0015917161](#) [0022155065](#) [57102-F02-18ULF](#) [58102-G61-06LF](#) [582553-1](#) [01.001.5753.1](#) [0050291907](#) [02.125.8002.8](#) [609-3404](#) [61062-3](#)
[CSU011177004](#) [622-0430](#) [622-3653LF](#) [63453-116](#) [636-1030](#) [636-1427](#) [636-3427](#) [636-4007](#) [641938-9](#) [65495-038](#) [65692-001LF](#) [65781-018](#)
[65781-047](#) [65817-010LF](#) [65817-015LF](#) [67095-007LF](#) [67601157](#) [68631-112](#) [68645-018](#) [699319-000](#) [70.362.1628.0](#) [70-4210](#) [70-4226B](#) [70-](#)
[4853B](#) [71.350.2428.0](#) [733-134](#) [733-162](#) [760-3052](#) [MHR-64-VUAL](#) [80.063.4001.1](#) [800-90-001-10-001000](#) [801-43-002-10-013000](#)
[801-43-006-10-002000](#) [803-43-024-10-001000](#) [803-93-012-10-001000](#) [8-1437020-4](#) [819-22-004-30-001101](#) [820-22-006-30-001101](#)
[820-22-008-30-001101](#) [821-22-002-10-001101](#)