

REV	LOCATIONS	DESCRIPTION	DATE	REVISER	APPD
1		Dimension: Change 12.95 into 13.00±0.25mm	26/SEP/18	KATE	FRANK

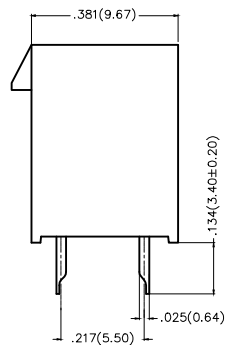
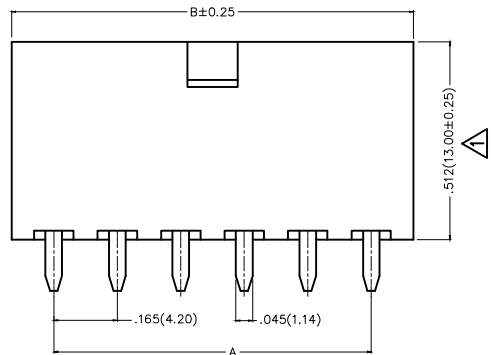
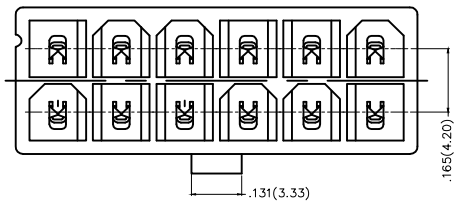
**Electrical**

Current Rating: 7A AC(rms)/DC  
Voltage Rating: 600V AC(rms)/DC  
Contact Resistance: 10 mΩ Max  
Insulation Resistance: 1000 MΩ MIN  
Withstanding Voltage: 1500V AC r.m.s  
Temperature Range—Operating: -40°C~+105°C

**Material and Plating**

Housing: PA66( UL 94V-0)  
Contact Pin: Phosphor Bronze  
Plating: Tin Plated

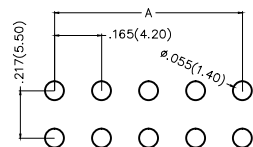
Circuits (n)	Part No.	Dimensions(in/mm)	
		A	B
2	FWF42001-D02S22XK	—	.213(5.40)
4	FWF42001-D04S22XK	.165(4.20)	.379(9.60)
6	FWF42001-D06S22XK	.331(8.40)	.543(13.80)
8	FWF42001-D08S22XK	.496(12.60)	.709(18.00)
10	FWF42001-D10S22XK	.661(16.80)	.874(22.20)
12	FWF42001-D12S22XK	.827(21.00)	1.039(26.40)
14	FWF42001-D14S22XK	.992(25.20)	1.205(30.60)
16	FWF42001-D16S22XK	1.157(29.40)	1.370(34.80)
18	FWF42001-D18S22XK	1.323(33.60)	1.535(39.00)
20	FWF42001-D20S22XK	1.488(37.80)	1.700(43.20)
22	FWF42001-D22S22XK	1.654(42.00)	1.866(47.40)
24	FWF42001-D24S22XK	1.819(46.20)	2.031(51.60)



**Ordering Information**

FWF 420 01 — D XX S 2 2 X K  
1 2 3 4 5 6 7 8 9 10

1	Category FWF—Wafer	2	Series Number 420—Pitch 4.2mm	3	Distinction No. 01	4	Row Option Double Row	5	Circuits XX	6	Entry Angle S—180° Vertical
7	Plating 2—Tin Plated	8	Material—Resin 2—PA66	9	Color—Resin T—Transparent K6—Black	10	Packaging K—Tray				



Recommended P.C.Board Layout

THIRD ANGLE PROJECTION	GENERAL TOLERANCES (UNLESS SPECIFIED)		APPROVE BY FRANK	DATE 28/JUN/13	PART NO. FWF42001-DXXS22XK	ITEM NO. FWF42001	 Leader Of Industry
	DESIGN UNITS Inch (metric)	X.X±.012(0.30) .X'±5'	X.X±.008(0.20) .X'±2'	CHECKED BY JACOB	DATE 28/JUN/13	TITLE Wire to Board (Wafer) Pitch 4.2mm 180° Vertical (DIP)	
SCALE 5:1	SIZE A4	X.XX±.006(0.15) .XX'±1'	DRAWN BY CHERRY	DATE 28/JUN/13	THIS DRAWING CONTAINS INFORMATION THAT IS PROPRIETARY TO TXGA INDUSTRIAL ELECTRONICS(S.Z)CO.,LTD AND SHOULD NOT BE USED WITHOUT WRITTEN PERMISSION		
		X.XXX±.004(0.10) .XXX'±0.5'			REV 1	SHEET NO. 1/1	

## X-ON Electronics

Largest Supplier of Electrical and Electronic Components

*Click to view similar products for [Headers & Wire Housings](#) category:*

*Click to view products by [TXGA](#) manufacturer:*

Other Similar products are found below :

[0015917161](#) [0022155065](#) [57102-F02-18ULF](#) [58102-G61-06LF](#) [582553-1](#) [01.001.5753.1](#) [0050291907](#) [02.125.8002.8](#) [609-3404](#) [61062-3](#)  
[CSU011177004](#) [622-0430](#) [622-3653LF](#) [63453-116](#) [636-1030](#) [636-1427](#) [636-3427](#) [636-4007](#) [641938-9](#) [65495-038](#) [65692-001LF](#) [65781-018](#)  
[65781-047](#) [65817-010LF](#) [65817-015LF](#) [67095-007LF](#) [67601157](#) [68631-112](#) [68645-018](#) [699319-000](#) [70.362.1628.0](#) [70-4210](#) [70-4226B](#) [70-](#)  
[4853B](#) [71.350.2428.0](#) [733-134](#) [733-162](#) [760-3052](#) [MHR-64-VUAL](#) [80.063.4001.1](#) [800-90-001-10-001000](#) [801-43-002-10-013000](#)  
[801-43-006-10-002000](#) [803-43-024-10-001000](#) [803-93-012-10-001000](#) [8-1437020-4](#) [819-22-004-30-001101](#) [820-22-006-30-001101](#)  
[820-22-008-30-001101](#) [821-22-002-10-001101](#)