

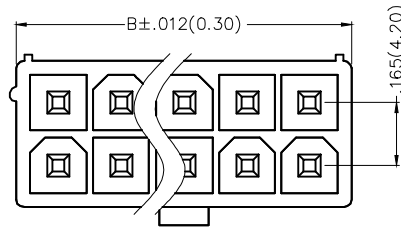
REV	LOCATIONS	DESCRIPTION	DATE	REVISER	APPD
1		Dimension $\phi.065(1.40)$ Change to $\phi.071(1.80)$	20150910	CHERRY	FAN
2		1. Dimensions Change 2. Structure Change	29/MAY/19	KATE	FAN

Electrical

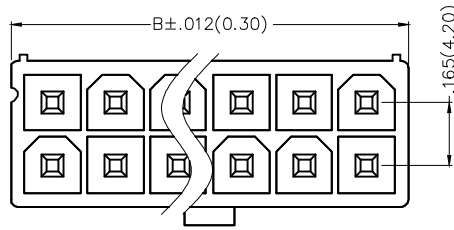
Current Rating: 7A AC(rms)/DC
Voltage Rating: 600V AC(rms)/DC
Contact Resistance: 10 m Ω Max
Insulation Resistance: 1000 M Ω MIN
Withstanding Voltage: 1500V AC r.m.s
Temperature Range-Operating: $-40^{\circ}\text{C} \sim +105^{\circ}\text{C}$

Material and Plating

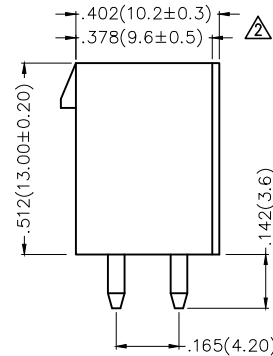
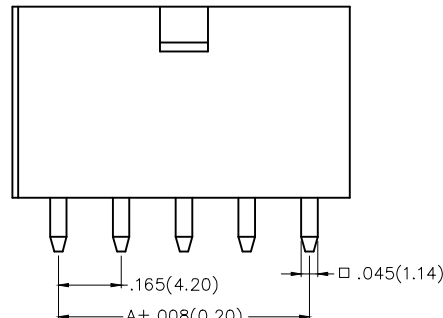
Housing: PA66(UL 94V-0)
Contact Pin: Brass
Plating: Tin Plated



4,6,10,16,18Circuits



2,8,12,14,20-24Circuits

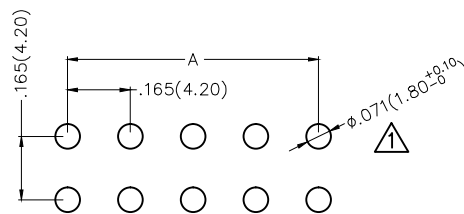


Circuits (n)	Part No.	Dimensions(in./mm)	
		A	B
2	FWF42002-D02S22TK	—	.220(5.60)
4	FWF42002-D04S22TK	.165(4.20)	.386(9.80)
6	FWF42002-D06S22TK	.331(8.40)	.551(14.00)
8	FWF42002-D08S22TK	.496(12.60)	.717(18.20)
10	FWF42002-D10S22TK	.661(16.80)	.882(22.40)
12	FWF42002-D12S22TK	.827(21.00)	1.047(26.60)
14	FWF42002-D14S22TK	.992(25.20)	1.213(30.80)
16	FWF42002-D16S22TK	1.157(29.40)	1.378(35.00)
18	FWF42002-D18S22TK	1.323(33.60)	1.543(39.20)
20	FWF42002-D20S22TK	1.488(37.80)	1.709(43.40)
22	FWF42002-D22S22TK	1.654(42.00)	1.874(47.60)
24	FWF42002-D24S22TK	1.819(46.20)	2.039(51.80)

Ordering Information

FWF 420 02 — D XX S 2 2 T K
1 2 3 4 5 6 7 8 9 10

1	Category FWF-Wafer	2	Series Number 420-Pitch4.2mm	3	Distinction No. 02	4	Row Option D-Double Row	5	Circuits XX	6	Entry Angle S-180° Vertical
7	Plating 2-Tin Plated	8	Material-Resin 2-PA66	9	Color-Resin T-Transparent	10	Packaging K-Tray				



Recommended P.C.Board Layout

	GENERAL TOLERANCES (UNLESS SPECIFIED)		APPROVE BY FRANK	DATE 28/JUN/13	PART NO. FWF42002-DXXS22TK	ITEM NO. FWF42002	
	DESIGN UNITS Inch (metric)	X.±.012(0.30) X.X±.008(0.20)	X.±5° .X±2°	CHECKED BY JACOB	DATE 28/JUN/13	TITLE Wire to Board (Wafer) Pitch 4.2mm 180° Vertical (DIP)	
SCALE 5:1	SIZE A4	X.XX±.006(0.15) X.XXX±.004(0.10)	.XX±1° .XXX±0.5°	DRAWN BY CHERRY	DATE 28/JUN/13	THIS DRAWING CONTAINS INFORMATION THAT IS PROPRIETARY TO TXGA INDUSTRIAL ELECTRONICS(S.Z)CO.,LTD AND SHOULD NOT BE USED WITHOUT WRITTEN PERMISSION	



REV 2 SHEET NO. 1/1

X-ON Electronics

Largest Supplier of Electrical and Electronic Components

Click to view similar products for [Headers & Wire Housings](#) category:

Click to view products by [TXGA](#) manufacturer:

Other Similar products are found below :

[95000-104TRLF](#) [10135584-644402LF](#) [DF62W-EP2022PCA](#) [95000-106TRLF](#) [DF62W-2022SCA](#) [DF62W-EP2022PC](#) [2203348](#) [DF62W-2022SC](#) [1084018](#) [1029039](#) [1084017](#) [802-10-012-10-002000](#) [1112640](#) [1112639](#) [891-007-9SS-BST1T](#) [000-34000](#) [0008550134](#) [0009482033](#) [0009507031](#) [57102-F02-18ULF](#) [57102-S06-03LF](#) [57202-S52-04LF](#) [PCN6-15S-2.5E](#) [0039019024](#) [58102-G61-06LF](#) [582553-1](#) [0009485154](#) [0009508121](#) [0022285053](#) [0050291907](#) [018731A](#) [LY20-4P-DT1-P1E-BR](#) [02.125.8002.8](#) [60101931](#) [60598-1 \(Cut Strip\)](#) [M1625-3R/100](#) [61062-3](#) [61082-181009](#) [CSU011177004](#) [636-1427](#) [638009-1](#) [641938-9](#) [641991-4](#) [644168-1](#) [644827-2](#) [647662-1](#) [65039-019ELF](#) [65692-001LF](#) [65781-018](#) [65781-047](#)