

REV	LOCATIONS	DESCRIPTION	DATE	REVISER	APPD
1		Dimension $\phi.065(1.40)$ Change to $\phi.071(1.80)$	20150910	CHERRY	FAN
2		1. Dimensions Change 2. Structure Change	29/MAY/19	KATE	FAN
3		Dimensions Change	10/MAY/21	KATE	CHERRY

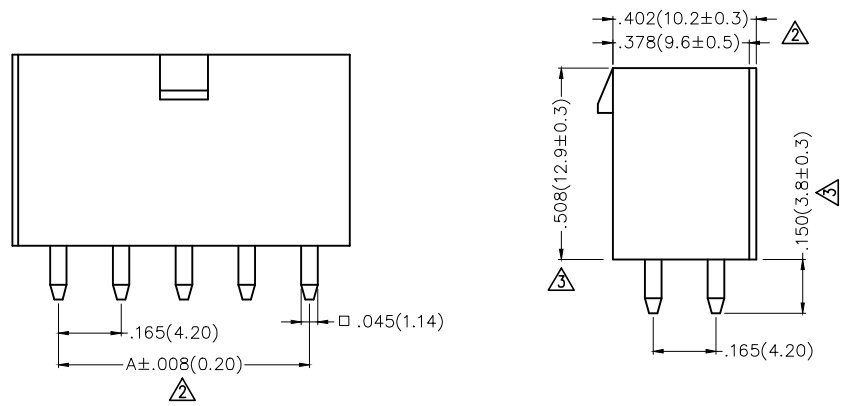
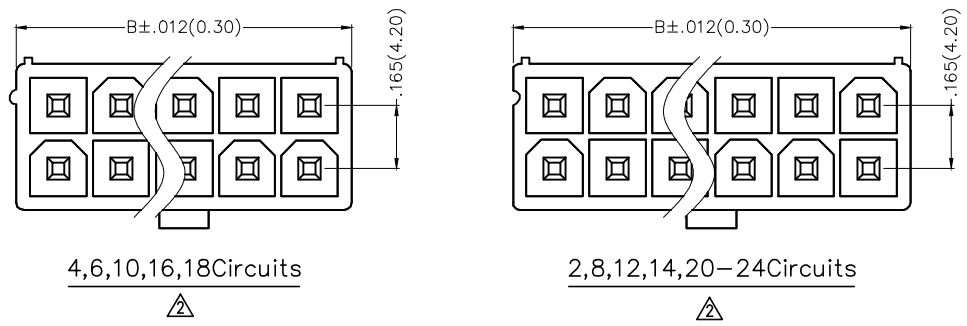
Electrical

Current Rating: 7A AC(rms)/DC
Voltage Rating: 600V AC(rms)/DC
Contact Resistance: 10 m Ω Max
Insulation Resistance: 1000 M Ω MIN
Withstanding Voltage: 1500V AC r.m.s
Temperature Range-Operating: -40°C~+105°C

Material and Plating

Housing: PA66(UL 94V-0)
Contact Pin: Brass
Plating: Tin Plated

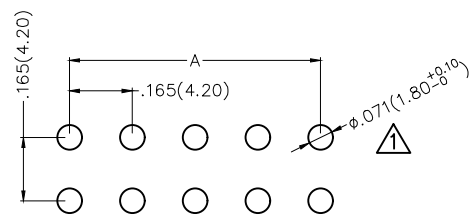
Circuits (n)	Part No.	Dimensions(in/mm)	
		A	B
2	FWF42002-D02S22TK	—	.220(5.60)
4	FWF42002-D04S22TK	.165(4.20)	.386(9.80)
6	FWF42002-D06S22TK	.331(8.40)	.551(14.00)
8	FWF42002-D08S22TK	.496(12.60)	.717(18.20)
10	FWF42002-D10S22TK	.661(16.80)	.882(22.40)
12	FWF42002-D12S22TK	.827(21.00)	1.047(26.60)
14	FWF42002-D14S22TK	.992(25.20)	1.213(30.80)
16	FWF42002-D16S22TK	1.157(29.40)	1.378(35.00)
18	FWF42002-D18S22TK	1.323(33.60)	1.543(39.20)
20	FWF42002-D20S22TK	1.488(37.80)	1.709(43.40)
22	FWF42002-D22S22TK	1.654(42.00)	1.874(47.60)
24	FWF42002-D24S22TK	1.819(46.20)	2.039(51.80)



Ordering Information

FWF 420 02 — D XX S 2 2 T K
1 2 3 4 5 6 7 8 9 10

1 Category FWF-Wafer	2 Series Number 420-Pitch4.2mm	3 Distinction No. 02	4 Row Option D-Double Row	5 Circuits XX	6 Entry Angle S-180° Vertical
7 Plating 2-Tin Plated	8 Material-Resin 2-PA66	9 Color-Resin T-Transparent	10 Packaging K-Tray		



Recommended P.C.Board Layout

	GENERAL TOLERANCES (UNLESS SPECIFIED)		APPROVE BY FRANK	DATE 28/JUN/13	PART NO. FWF42002-DXXS22TK	ITEM NO. FWF42002	 Leader Of Industry
	DESIGN UNITS Inch (metric)	X.±.012(0.30) X.X±.008(0.20)	X.±5° .X±2°	CHECKED BY JACOB	DATE 28/JUN/13	TITLE Wire to Board (Wafer) Pitch 4.2mm 180° Vertical (DIP)	
SCALE 5:1	SIZE A4	X.XX±.006(0.15) X.XXX±.004(0.10)	.XX±1° .XXX±0.5°	DRAWN BY CHERRY	DATE 28/JUN/13	THIS DRAWING CONTAINS INFORMATION THAT IS PROPRIETARY TO TXGA INDUSTRIAL ELECTRONICS(S.Z)CO.,LTD AND SHOULD NOT BE USED WITHOUT WRITTEN PERMISSION	

TXGA
Leader Of Industry
REV 3 SHEET NO. 1/1

X-ON Electronics

Largest Supplier of Electrical and Electronic Components

Click to view similar products for [Headers & Wire Housings](#) category:

Click to view products by [TXGA](#) manufacturer:

Other Similar products are found below :

[0015917161](#) [0022155065](#) [57102-F02-18ULF](#) [58102-G61-06LF](#) [582553-1](#) [01.001.5753.1](#) [0050291907](#) [02.125.8002.8](#) [609-3404](#) [61062-3](#)
[CSU011177004](#) [622-0430](#) [622-3653LF](#) [63453-116](#) [636-1030](#) [636-1427](#) [636-3427](#) [636-4007](#) [641938-9](#) [65495-038](#) [65692-001LF](#) [65781-018](#)
[65781-047](#) [65817-010LF](#) [65817-015LF](#) [67095-007LF](#) [67601157](#) [68631-112](#) [68645-018](#) [699319-000](#) [70.362.1628.0](#) [70-4210](#) [70-4226B](#) [70-](#)
[4853B](#) [71.350.2428.0](#) [733-134](#) [733-162](#) [760-3052](#) [MHR-64-VUAL](#) [80.063.4001.1](#) [800-90-001-10-001000](#) [801-43-002-10-013000](#)
[801-43-006-10-002000](#) [803-43-024-10-001000](#) [803-93-012-10-001000](#) [8-1437020-4](#) [819-22-004-30-001101](#) [820-22-006-30-001101](#)
[820-22-008-30-001101](#) [821-22-002-10-001101](#)