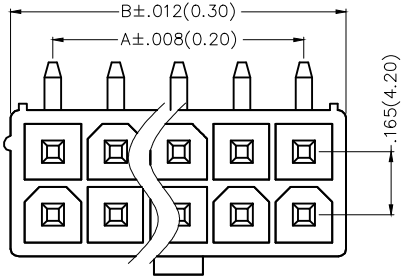
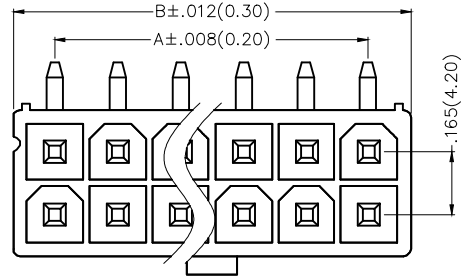


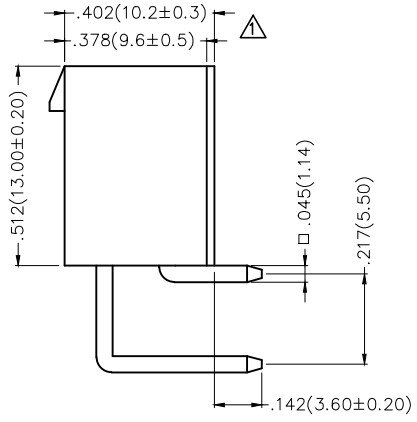
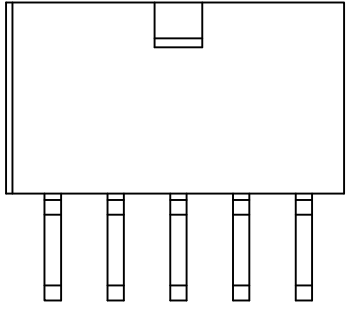
REV	LOCATIONS	DESCRIPTION	DATE	REVISER	APPD
1	△	1. Dimensions Change 2. Structure Change	29/MAY/19	KATE	FAN



4,6,10,16,18Circuits



2,8,12,14,20-24Circuits



**Electrical**  
 Current Rating: 7A AC(rms)/DC  
 Voltage Rating: 600V AC(rms)/DC  
 Contact Resistance: 10 mΩ Max  
 Insulation Resistance: 1000 MΩ MIN  
 Withstanding Voltage: 1500V AC r.m.s  
 Temperature Range—Operating: -40°C~+105°C

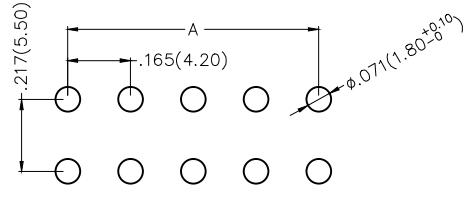
**Material and Plating**  
 Housing: PA66( UL 94V-0)  
 Contact Pin: Brass  
 Plating: Tin Plated

Circuits (n)	Part No.	Dimensions(in/mm)	
		A	B △
2	FWF42003-D02B22TK	—	.220(5.60)
4	FWF42003-D04B22TK	.165(4.20)	.386(9.80)
6	FWF42003-D06B22TK	.331(8.40)	.551(14.00)
8	FWF42003-D08B22TK	.496(12.60)	.717(18.20)
10	FWF42003-D10B22TK	.661(16.80)	.882(22.40)
12	FWF42003-D12B22TK	.827(21.00)	1.047(26.60)
14	FWF42003-D14B22TK	.992(25.20)	1.213(30.80)
16	FWF42003-D16B22TK	1.157(29.40)	1.378(35.00)
18	FWF42003-D18B22TK	1.323(33.60)	1.543(39.20)
20	FWF42003-D20B22TK	1.488(37.80)	1.709(43.40)
22	FWF42003-D22B22TK	1.654(42.00)	1.874(47.60)
24	FWF42003-D24B22TK	1.819(46.20)	2.039(51.80)

**Ordering Information**

FWF 420 03 — D XX B 2 2 T K  
 1 2 3 4 5 6 7 8 9 10

1   Category FWF—Wafer	2   Series Number 420—Pitch4.2mm	3   Distinction No. 03	4   Row Option D—Double Row	5   Circuits XX	6   Entry Angle B—90° Angle
7   Plating 2—Tin Plated	8   Material—Resin 2—PA66	9   Color—Resin T—Transparent	10   Packaging K—Tray		



Recommended P.C.Board Layout

 THIRD ANGLE PROJECTION	GENERAL TOLERANCES (UNLESS SPECIFIED)		APPROVE BY FRANK	DATE 28/JUN/13	PART NO. FWF42003-DXXB22TK	ITEM NO. FWF42003	 Leader Of Industry
	DESIGN UNITS Inch (metric)	X.±.012(0.30) X.X±.008(0.20)	X.±5° .X±2°	CHECKED BY JACOB	DATE 28/JUN/13	TITLE Wire to Board (Wafer) Pitch 4.2mm 90° Angle (DIP)	
SCALE 5:1	SIZE A4	X.XX±.006(0.15) X.XXX±.004(0.10)	DRAWN BY CHERRY	DATE 28/JUN/13	THIS DRAWING CONTAINS INFORMATION THAT IS PROPRIETARY TO TXGA INDUSTRIAL ELECTRONICS(S.Z)CO.,LTD AND SHOULD NOT BE USED WITHOUT WRITTEN PERMISSION		

## X-ON Electronics

Largest Supplier of Electrical and Electronic Components

*Click to view similar products for [Headers & Wire Housings](#) category:*

*Click to view products by [TXGA](#) manufacturer:*

Other Similar products are found below :

[0015917161](#) [0022155065](#) [57102-F02-18ULF](#) [58102-G61-06LF](#) [582553-1](#) [01.001.5753.1](#) [0050291907](#) [02.125.8002.8](#) [609-3404](#) [61062-3](#)  
[CSU011177004](#) [622-0430](#) [622-3653LF](#) [63453-116](#) [636-1030](#) [636-1427](#) [636-3427](#) [636-4007](#) [641938-9](#) [65495-038](#) [65692-001LF](#) [65781-018](#)  
[65781-047](#) [65817-010LF](#) [65817-015LF](#) [67095-007LF](#) [67601157](#) [68631-112](#) [68645-018](#) [699319-000](#) [70.362.1628.0](#) [70-4210](#) [70-4226B](#) [70-](#)  
[4853B](#) [71.350.2428.0](#) [733-134](#) [733-162](#) [760-3052](#) [MHR-64-VUAL](#) [80.063.4001.1](#) [800-90-001-10-001000](#) [801-43-002-10-013000](#)  
[801-43-006-10-002000](#) [803-43-024-10-001000](#) [803-93-012-10-001000](#) [8-1437020-4](#) [819-22-004-30-001101](#) [820-22-006-30-001101](#)  
[820-22-008-30-001101](#) [821-22-002-10-001101](#)