

大亞秋田電子科技（深圳）有限公司

精密型金屬皮膜電阻器

規格：例： RN 1/4W 10R F T/B A*

種類 額定電力 公稱電阻值 容許誤差 溫度係數 包裝方式 系統異動碼

產品規格書

製造廠商：

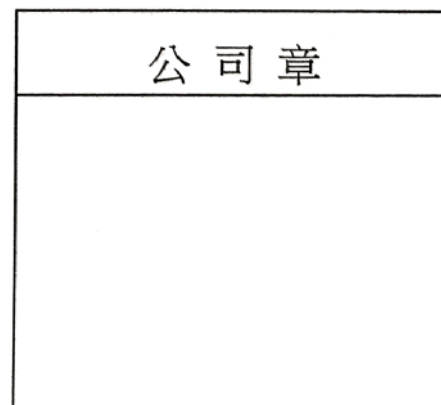
大亞秋田電子科技（深圳）
有限公司

使用廠商：

立創

認可	審核	製作
	胡 相 如	肖 明 艷

認可	審核	製作



1. 適用範圍 Specification

1-1 本承認書僅適用於本公司生產之各種精密金屬皮膜電阻器 (1/8W、1/6W、1/4W、1/2W、1W、2W、3W、5W) 及其小型化之成品規格。

The specification is only suitable for Precision Metal Film Fixed Resistors (1/8W、1/6W、1/4W、1/2W、1W、2W、3W、5W) and there are small size manufactured by SHI MENG ELECTRONIC CO., LTD.

1-2 參考標準 Applicable specification

本承認書參考《JIS C5201-2011》和《GB/T 5729-2003/IEC 60115-1:2001》

The specification Applicable specification 《JIS C5201-2011》 and 《GB/T 5729-2003/IEC 60115-1:2001》

1-3 產品符合 RoHS 及 REACH 法規的最新環保要求。

Products meet the latest environmental requirements of RoHS and REACH regulations.

2. 特性 Feature

2-1 高精度、高穩定、高可靠性。 High-accuracy, high steady, high dependability

2-2 噪音低，電壓係數小。 Low noise & voltage coefficient

2-3 溫度係數低， $\pm 5 \sim \pm 10 \text{PPM}/^\circ\text{C}$ 。 Great economy $\pm 5 \sim \pm 10 \text{PPM}/^\circ\text{C}$

2-4 精密的誤差從 $\pm 0.1\% \sim \pm 1\%$ 。 Very tight tolerance from $\pm 0.1\% \sim \pm 1\%$

3. 品名 Part Number

依據其種類，分別注明額定功率、容許差、公稱電阻值和形狀。如果產品有溫度係數要求，請在訂單上

特別注明

Accordinging the Resistors type, To mark the Rated power, Tolerance, Resistance value, and forming type. If the product has a temperature coefficient of the requirements specified in the order.

例(e, g) :	MF	1/2W	B($\pm 0.1\%$)	100 Ω	T52
	種類	額定功率	容許差	阻值	形狀
	Type	Rated power	Tolerance	Resistance	Forming

4. 結構圖 Construction

① 鍍錫銅導線 Tinned copper lead wire

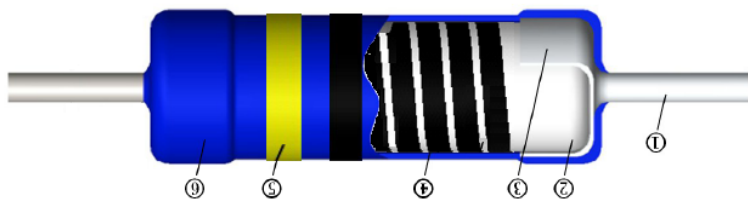
② 高熱傳導瓷棒 High heat exchanged ceramic base

③ 鍍錫鐵帽 Tin-plated steel caps

④ 高穩定性導電膜 High stability Electric conduction film

⑤ 色環標示 Color ring Mark

⑥ 環氧樹脂塗料 Epoxy resin coating



注：正常為藍色環氧樹脂漆，可特殊提供灰色或磚紅色不燃性面漆；5W 產品因為功率大，表面溫升高，建議使用不燃性面漆。



5. 術語 Glossary

5-1. 標稱阻值：電阻器的設計電阻值，通常標注在電阻器上。

Rated resistance : Designed resistance value usually indicated on the resistor.

5-2. 額定環境溫度：電阻器在額定功率下可持續工作的最高環境溫度。請注意如果電阻器安裝在設備內部，那麼此處所謂的環境溫度並非設備周圍的溫度，而是設備內部、電阻器周圍的溫度。

Rated Ambient Temperature : Maximum ambient temperature at which the power rating may be applied continuously. The rated ambient temperature refers to the temperature around the resistor mounted inside the equipment, not to the air temperature outside the equipment.

5-3. 額定功率：在70°C環境溫度下進行耐久性試驗，而且阻值變化不超過該試驗的允許值時所允許的最大功率。Rated power : At 70 °C ambient temperature durability test, and the change in resistance does not exceed the value of the test allows the maximum power allowed.

5-4. 降功率曲線：額定功率系適應在周圍溫度70°C可以連續負載的最大功率，但額定環境溫度如超過70°C時之額定電力則依圖的降功率曲線實施。

Rated power is maximum power which can be continuously loaded at specified ambient temperature 70 °C, however when Rated Ambient Temperature exceeds 70°C, rated power should be determined from the derating curve.



5-5. 額定電壓：額定環境溫度或端子部溫度下可連續施加的最大直流電壓或交流電壓（商用頻率實效值），用額定功率和公稱電阻值，按以下公式計算。但額定電壓不可超過最大工作電壓。

Rated Voltage : Maximum allowable D.C. or A.C. voltage(rms), capable to be continuously applied to a resistor or a resistor element under the rated ambient temperature or terminal part temperature. It shall be calculated from the rated power and nominal resistance using the following formula. The rated voltage shall not exceed the max. working voltage.

$$U = \sqrt{P \times R} \quad I = \frac{U}{R}$$

U : 電壓
I : 電流
P : 功率
R : 阻值

5-6. 臨界阻值：在不超過最高使用電壓的情況下可施加額定功率的最大公稱電阻值。在臨界電阻值下，額定電壓等於最大工作電壓。

Critical Resistance : The maximum nominal resistance value at which the rated power can be applied without exceeding the maximum working voltage. The rated voltage is equal to the max. working voltage at the critical resistance value.

5-7. 最高使用電壓：電阻器或電阻元件上可連續施加的最大直流電壓或交流電壓（商用頻率實效值）。但在臨界電阻值以下，可以施加的最大電壓為額定電壓。

Maximum Working Voltage : Maximum D.C. or A.C. voltage(rms) that can be continuously applied to the terminations of a resistor. However, the maximum value of the applicable voltage is the rated voltage at the critical resistance value or lower.

5-8. 過負荷電壓：在短時間過載試驗中可連續施加5秒鐘的電壓，一般為額定電壓的2.5倍，但不可超過最大過載電壓。Allowable voltage : which is applied in 5 sec. under short time overload test. Overload voltage shall be 2.5 times of rated voltage or max. overload voltage, whichever is lower.

6. 尺寸 Dimension



Unit: mm

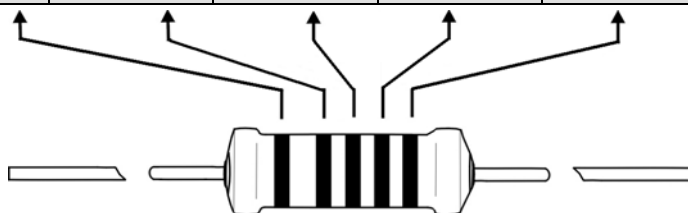
Type	Size	L±1	D±1	H±3	Resistance range	T. C. R	Tolerance
	1/6W 1/8W 1/4WS 1/2WSS	3.5*	1.7*	27	0.45	0.2±0.1Ω~10MΩ	B: ±0.1% C: ±0.25% D: ±0.5% F: ±1% G: ±2%
	1/4W 1/2WS 1WSS	6.5*	2.4*	27	0.50	0.2±0.1Ω~10MΩ	
	1/2W 1WS 2WSS	9.2	3.3	26	0.60	0.2±0.1Ω~10MΩ	
	1W 2WS	11	4.5	28	0.70	0.1Ω~2MΩ	
	2W 3WS	15	5.0	32	0.78	0.1Ω~2MΩ	
	3W 5WS	18	6.0	33	0.78	0.1Ω~2MΩ	
	5W	25	8.0	38	0.78	0.1Ω~2MΩ	

注：①0Ω阻值範圍為≤50mΩ；

②“*” means “±0.5”；

③特殊要求如面漆不燃性，色碼耐溶劑清洗等，請訂購時務必向我司提出，可按客戶要求製作。
 ④為滿足產品立式使用，引線根部腳漆長度≤1.5mm，臥式使用品不考量此參數；

7. 色碼 Explanation of color



顏色	第一位數	第二位數	第三位數	倍數	容許差%
Black 黑	0	0	0	10 ⁰	
Brown 棕	1	1	1	10 ¹	F(±1%)
Red 紅	2	2	2	10 ²	G(±2%)
Orange 橙	3	3	3	10 ³	
Yellow 黃	4	4	4	10 ⁴	
Green 綠	5	5	5	10 ⁵	D(±0.5%)
Blue 藍	6	6	6	10 ⁶	C(±0.25%)
Violet 紫	7	7	7	10 ⁷	B(±0.1%)
Gray 灰	8	8	8	10 ⁸	
White 白	9	9	9	10 ⁹	
Gold 金				10 ⁻¹	
Silver 銀				10 ⁻²	

注：0Ω用一環黑色表示 Notice: 0Ω mark with one Black color



8. 電氣特性 Characteristics

Item		Size				
額定功率 Rated power	1/8W 1/6W 1/4WS 1/2WSS	1/4W 1/2WS 1WSS	1/2W 1WS 2WSS	1W 2WS	3WS	5WS
最高使用電壓 Max continuous working voltage	200V	250V	350V	500V	500V	500V
最高過負荷電壓 Max overload voltage	400V	500V	700V	1000V	1000V	1000V
耐絕緣電壓 Insulation resistance	300V	350V	500V	500V	500V	700V
使用溫度範圍 Operating temp range	-55°C ~ +125°C					

Note: 額定電壓 $U = \sqrt{P \times R}$

當計算得出的額定電壓大於最高使用電壓，使用時取兩者較小者

When the calculated rated voltage greater than the maximum operating voltage, whichever is the lesser of use

9. 性能 Performance

特性項 Characteristics	規格值 Specifications	測試方法 Test methods										
溫度係數 T.C.R	<p>正產品 $\geq 1\Omega : \pm 100PPM/^{\circ}C$</p> <p>以下阻值段為參考數據:</p> <table border="1"> <tr> <td>阻值範圍</td> <td>溫度係數參考值</td> </tr> <tr> <td>$< 1\Omega$</td> <td>$\pm 200PPM/^{\circ}C$</td> </tr> <tr> <td>$1\Omega \sim 10\Omega$</td> <td>$\pm 100PPM/^{\circ}C$</td> </tr> <tr> <td>$10.1\Omega \sim 100K\Omega$</td> <td>$\pm 50PPM/^{\circ}C$</td> </tr> <tr> <td>$\geq 100K\Omega$</td> <td>$\pm 100PPM/^{\circ}C$</td> </tr> </table> <p>$\geq 10\Omega$ 可依客戶要求生產 $\pm 50PPM/^{\circ}C$、$\pm 25PPM/^{\circ}C$、$\pm 15PPM/^{\circ}C$; $< 1\Omega$ 電阻本身的溫度係數是在 $\pm 100PPM$, 但因為銅線的阻值占總阻值的比例較大, 而銅線溫度係數很大, 導致低電阻阻值越小溫度係數相對越大.</p>	阻值範圍	溫度係數參考值	$< 1\Omega$	$\pm 200PPM/^{\circ}C$	$1\Omega \sim 10\Omega$	$\pm 100PPM/^{\circ}C$	$10.1\Omega \sim 100K\Omega$	$\pm 50PPM/^{\circ}C$	$\geq 100K\Omega$	$\pm 100PPM/^{\circ}C$	<p>溫度 $70 \pm 2^{\circ}C$, 恆溫箱中, 加額定電壓或最高使用電壓(取小者), 測試 1.5 小時停止 0.5 小時, 連續 1000 小時.</p> <p>阻抗值變化 $\pm (2\%R + 0.05\Omega)$. 機械特性不可有損傷.</p> <p>Resistance change rate $\pm (2\%R + 0.05\Omega)$ MAX With no evidence of mechanical damage.</p> <p>Resistance change after 1000hrs operating at rated voltage or Max continuous working voltage (Which ever is the less.) with duty cycle of 1.5hrs ON 0.5hrs OFF at $70^{\circ}C \pm 2^{\circ}C$.</p> <p>額定電壓 * 2.5 倍或最高過負荷電壓 (取小者), 測試 5 秒</p> <p>2.5 times the rated voltage or maximum overload voltage (whichever is less), testing 5 seconds</p>
阻值範圍	溫度係數參考值											
$< 1\Omega$	$\pm 200PPM/^{\circ}C$											
$1\Omega \sim 10\Omega$	$\pm 100PPM/^{\circ}C$											
$10.1\Omega \sim 100K\Omega$	$\pm 50PPM/^{\circ}C$											
$\geq 100K\Omega$	$\pm 100PPM/^{\circ}C$											
溫度壽命 Load life	<p>阻抗值變化 $\pm (2\%R + 0.05\Omega)$. 機械特性不可有損傷.</p> <p>Resistance change rate $\pm (2\%R + 0.05\Omega)$ MAX With no evidence of mechanical damage.</p>	<p>將待測物置於 V 型槽</p> <p>V-block</p>										
短時間過負荷 Short time over load	<p>$\pm (0.5\%R + 0.05\Omega)$</p>	<p>絕緣阻抗 Insulation 1000MΩ 以上 1000MΩ or more</p>										

精密金屬皮膜電阻器 PRECISION METAL FILM FIXED RESISTORS

<p>電阻兩端導線置於金屬 V 型槽上,依特性表之電壓規定印加 60 秒。 Resistance shall be clamped in the trough of a 90 metallic v-block and shall be test at specified in the above list for 60 seconds.</p>	<p>阻抗值變化 $\pm(0.5\%R+0.05\Omega)$ 塗裝不可燒損,絕緣不可破壞。 Resistance change $\pm(0.5\%R\pm0.05\Omega)$.No evidence of flashover mechanical damage, Arcing or insulation breakdown.</p>	<p>耐絕緣電壓 Electric withstanding voltage</p>															
<p>依下表所規定之溫度連續 5 次</p> <table border="1" data-bbox="79 1512 678 1769"> <thead> <tr> <th>步驟</th> <th>溫度</th> <th>放置時間</th> </tr> </thead> <tbody> <tr> <td>Step 1</td> <td>-25°C±3°C</td> <td>30</td> </tr> <tr> <td>2</td> <td>Room temp</td> <td>10-15</td> </tr> <tr> <td>3</td> <td>85°C±2°C</td> <td>30</td> </tr> <tr> <td>4</td> <td>Room temp</td> <td>10-15</td> </tr> </tbody> </table>	步驟	溫度	放置時間	Step 1	-25°C±3°C	30	2	Room temp	10-15	3	85°C±2°C	30	4	Room temp	10-15	<p>阻抗值變化 $\pm(0.5\%R+0.05\Omega)$ 以內,機械特性不可有損傷。 Resistance change is $\pm(0.5\%R+0.05\Omega)$MAX. With no evidence of mechanical damage.</p>	<p>溫度循環 Temperature cycling</p>
步驟	溫度	放置時間															
Step 1	-25°C±3°C	30															
2	Room temp	10-15															
3	85°C±2°C	30															
4	Room temp	10-15															
<p>將電阻兩端導線浸入錫爐,浸入深度為距離本體 $2^{+0/-0.5}$mm; 依下表規定實施</p> <table border="1" data-bbox="79 1265 678 1478"> <thead> <tr> <th>Temperature</th> <th>Dip time</th> </tr> </thead> <tbody> <tr> <td>350°C±10°C</td> <td>3±0.5 sec</td> </tr> <tr> <td>260°C±5°C</td> <td>10±1 sec</td> </tr> </tbody> </table>	Temperature	Dip time	350°C±10°C	3±0.5 sec	260°C±5°C	10±1 sec	<p>阻抗值變化 $\pm(0.5\%R+0.05\Omega)$ 以內,機械特性不可有損傷。 Resistance change is $\pm(0.5\%R+0.05\Omega)$MAX. With no evidence of mechanical damage.</p>	<p>耐熱性 Resistance to soldering heat</p>									
Temperature	Dip time																
350°C±10°C	3±0.5 sec																
260°C±5°C	10±1 sec																
<p>錫爐溫度:260±5°C 浸錫時間:3±0.5 sec Test temperatures of solder:260±5°C Dwell time in solder:3±0.5 sec</p>	<p>百分之 95 覆蓋於導線上 95% coverage minimum</p>	<p>焊錫性 Solder ability</p>															
<p>夾住導線焊接端,並向外翻轉 90°,來回兩次。 Bending strength load 90° reciprocation twice</p>	<p>接點不得有脫落情形 No terminal wire loosening and breakage shall occur.</p>	<p>接頭強度 Join intensity</p>															

10. 使用注意事項 Precautions for Use

10.1 精密金屬膜電阻的導電層主要成分為鍍鎳合金，阻值越高膜層越薄，當阻值高於幾百 K 歐姆時，膜層厚度可能

已經達到幾個納米，此時產品的可靠性會相對降低，尤其是高濕度的環境下，容易出現偶發性的失效異常。因此，高可靠性要求的產品設計，請勿為了方便而採用超高阻值。

Precision metal film resistor conductive layer mainly composed of Ni Cr alloy, the higher resistance layer is thinner, when high resistance in a few hundred K ohm, film thickness may have reached nanometer level. At this time the reliability of the product will relatively lower, especially under high humidity environment, prone to occasional abnormal failure. Therefore, the product design of high reliability requirements, do not for convenience using ultra high resistance.

10.2 超高阻值部分建議使用我司的 MG 厚膜玻璃釉電阻（高功率要求適用）或 CHIP 晶片電阻（低功率要求適用）。

MG 電阻高阻值的耐濕、耐潔、耐壓、耐脈沖、耐腐蝕等方面的可靠性是眾電阻產品之首。

Ultra high resistance part recommend the use of our Mg High Voltage Surge Resistor or Chip Resistor to replace the precision metal film resistors, Mg resistor of high temperature, humidity, pressure resistance, pulse, corrosion resistance and other aspects of the reliability is the public resistance.

10.3 低阻及超低阻的精密金屬膜電阻如溫度係數無法滿足或線路要求耐電流能力要求高時，請參考我司的 KN 繞線

電阻，其在溫度係數、耐脈沖性能方面有很大的優越性。

Low resistance and low resistance precision metal film resistors such as temperature coefficient can not meet the line or requiring high current capability high requirements, please refer to our KN Wire Wound Resistors and the temperature coefficient, resistance pulse performance aspects have great advantages.

10.4 精密金屬膜電阻在同尺寸、同阻值的薄膜電阻類產品中膜層是最薄的，耐脈沖能力相對其它產品較差，請避

免在高脈沖、連續脈沖的線路中使用高阻值產品。

Precision metal film resistors in the same size, with the resistance of the thin film resistor products film is the thinnest, pulse resisting ability relative to other inferior products, please avoid the use of high resistance products in high pulse and CW pulse circuit.

10.5 精密金屬膜電阻的導電成份決定了其高溫時金屬成份易被氧化，大功率產品使用時請注意其表面溫升及周圍散

熱條件。請勿在電阻表面使用膠類產品固定或灌封。膠類一方面降低了產品的散熱性能，另一方面整機廠常用的 AB 膠類如酸性未控制好或未完全乾燥的情況下通電使用，會造成電阻導電膜與酸性分子產生電化學反應而出現偶發性的失效，俗稱電阻皮膜被“電蝕”。多年的經驗告訴我們，使用環氧膠類比有機硅膠類出現異常的幾率會更大。

Precision film resistance of the conductive composition determines its high temperature when the metal component is easy to be oxidized, high power products, please pay attention to the surface temperature rise and the surrounding cooling conditions. Do not use plastic products fixed or potting in resistance surface. Glue on the one hand reduces the radiation performance of the product, on the other hand, the whole plant commonly used Ab class such as pH do not control or not completely dry the use of electricity, caused by conductive film and acid and alkali resistance molecular produce electrochemical reaction and occasional failure, commonly known as the electric resistance of coating was electrical erosion. Years of experience tells us that the use of epoxy silicone glue analogy abnormality rate will be greater.

10.6 精密金屬膜電阻推出了無腳型產品，可以用 SMT 自動貼片安裝，滿足波峰焊和迴流焊工藝。此款電阻為非切腳

型生產，不存在切腳時端帽出現鬆動的隱患，經過酸洗、電鍍錫等工藝，100%短時間負載測試，可靠性優異。具體請參考我司 MEMF-MELF 產品。

Precision metal film resistors introduced a MLF type products, can be used SMT automatic patch installation, to meet the wave soldering and reflow process. The resistance of the non cutting foot type production, does not exist when the cut foot cap appears loose hidden danger, after picking, electroplating tin and other processes, 100% short time load test, excellent reliability. Specific please refer to our MEMF-MELF products.



X-ON Electronics

Largest Supplier of Electrical and Electronic Components

Click to view similar products for [Metal Film Resistors - Through Hole](#) category:

Click to view products by [Tyohm](#) manufacturer:

Other Similar products are found below :

[FRN25J330R](#) [FRN50J1R0S](#) [H4100RBYA](#) [H415RBZA](#) [H41K1BYA](#) [H41K5BYA](#) [H41M0BDA](#) [H420R5BCA](#) [H421R5BZA](#) [H4221RBYA](#)
[H424K3BDA](#) [H442K2BDA](#) [H45K62BZA](#) [H4634RBZA](#) [H473R2BZA](#) [H4931KBZA](#) [H8160KFDA](#) [H8274KBZA](#) [H82K0FDA](#) [H82K0FZA](#)
[H87K5DYA](#) [RLR05C1501GPB14](#) [RLR05C6201GS](#) [RLR20C3240FRB14](#) [RLR20C51R0GMB14](#) [RLR32C7R50FMB14](#) [RNC55H4642FPB14](#)
[HR01623J](#) [HR01682J](#) [270-1.69M-RC](#) [LR0204F110R](#) [LR0204F18R](#) [LR0204F20K](#) [LR0204F20R](#) [LR0204F510R](#) [LR1F121R](#) [LR1F133K](#)
[LR1F383R](#) [LR1F3K01](#) [LR1F4K75](#) [LR2F330RJIT](#) [LR2F51R](#) [LR2F910R](#) [ERX-2SZJR20E](#) [SQMR74K7J](#) [FMF-25FTF52-100K](#)
[FRN50J100RS](#) [FRN50J470RS](#) [H4100RBZA](#) [H414R3BZA](#)