

## POWER WIRE WOUND CHIP RESISTORS

### 電力型繞線封裝電阻器



#### Features

1. Flameproof UL94V0 molded package, resistant to heat, humidity & insulation.
2. Special design for automatic surface mounting.
3. Excellent mechanical strength & electrical stability.
4. Reducing assembly costs.

#### 特色

1. 不燃性樹脂封裝成型，具高耐溫，耐濕及絕緣特性。
2. 特殊設計，專供自動表面黏著作業。
3. 高安定性及高信賴性。
4. 降低裝配費用。

## ELECTRICAL AND MECHANICAL PERFORMANCE

### 電氣及機械特性

特性 Characteristics	規格值 Standards	試驗方法 Test Methods
阻值容許誤差 Resistance Tolerance	$\pm 5\%$ (J) or $\pm 1\%$ (F)	-
溫度係數 Resistance Temp. Coeff.	$\pm 200$ ppm / °C	-55°C ~ 200°C
額定負載 Power Rating Load	Surface temp. 275°C Max. 最高表面溫度 275°C, $\Delta R/R \leq \pm 1\%$	Rated voltage for 30 minutes 額定電壓 / 30分鐘
短時間過負載 Short Time Overload	$\pm 1\%$	5 times of rated wattage for 5 seconds. 5 倍額定功率 / 5秒
耐電壓 Dielectric Withstanding Voltage	No evidence of mechanical damage or insulation breakdown. 無機械性能損壞及絕緣擊穿現象	AC 500V for 1 minutes 施加 AC 500V 電壓 1 分鐘
絕緣電阻 Insulation Resistance	10,000MΩ	DC 500V megger
焊錫性 Solder-ability	Minimum 95% coverage 焊錫面積 $\geq 95\%$	235 $\pm$ 5°C for 2 seconds
浸錫耐熱性 Resistance to Soldering Heat	No evidence of mechanical damage. 無機械性能損壞現象, $\Delta R/R \leq \pm 1\%$	270 $\pm$ 5°C for 10 $\pm$ 1 seconds

## ENVIRONMENTAL CHARACTERISTICS

### 耐環境特性

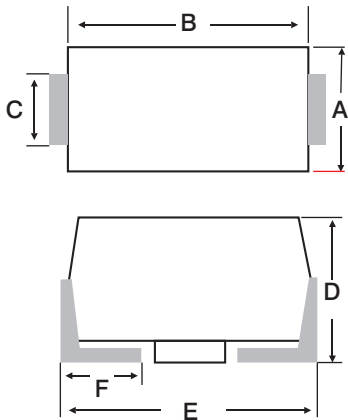
特性 Characteristics	規格值 Standards	試驗方法 Test Methods
溫度週率 Temp. Cycle	$\Delta R/R \leq \pm 1\%$	-55°C (30 min.) → Room Temp. (3 min.) → +200°C (30 min.) → Room Temp. (3 min.) / (5 cycles)
負載壽命 Load Life	$\Delta R/R \leq \pm 2\%$	Rated power load 90 minutes ON 30 minutes OFF 70°C 1000 hours
耐濕壽命 Moisture-proof Load Life	$\Delta R/R \leq \pm 2\%$	Rated power load 90 minutes ON 30 minutes OFF 40°C 95% RH 500 hours

※ 參考規格 Reference Standards  
IEC 60115-1  
JIS C 5201-1

## Dimensions

### 尺寸

Unit : mm



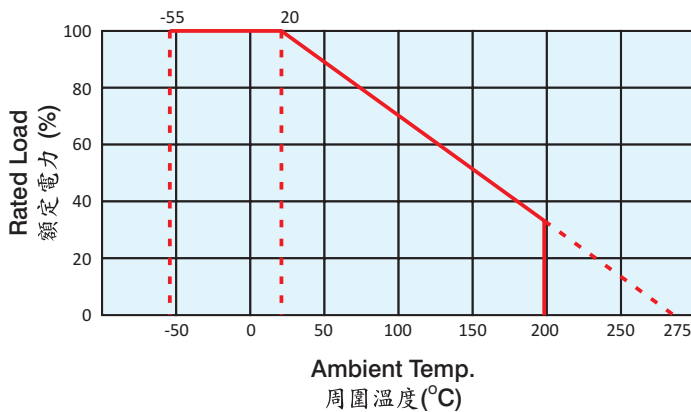
Rated Wattage	A±0.3	B±0.3	C±0.3	D±0.3	E Max.	F±0.3	Resistance Range(Ω)
2W	4.0	6.7	1.4	3.55	7.9	1.5	0.1~200
3W	5.5	10.5	1.7	5.0	12	2.3	0.1~300
5W	7.3	13.5	1.7	6.8	17	2.5	0.1~680

**Note:** Too low or too high ohmic values can be supplied only case by case.

## Derating Curve

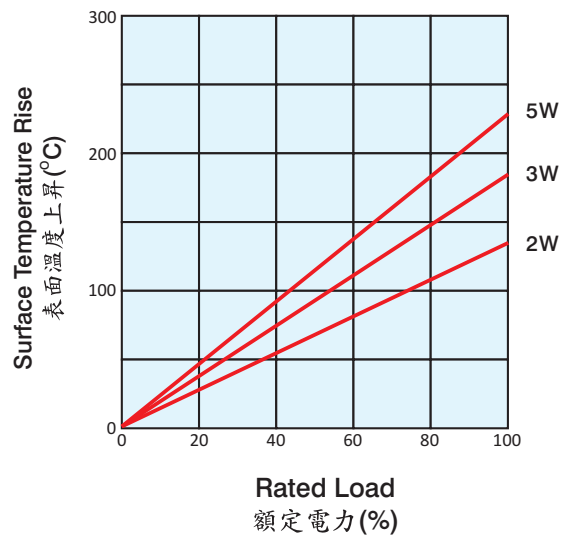
### 電力輕減曲線

For resistors operated in ambient temperatures above 20°C, power rating must be derated in accordance with the curve below.



## Surface Temperature Rise

### 表面溫度上昇曲線



## How to order

### 訂貨方式

It is composed by Type, Rated Wattage, Nominal Resistance and Tolerance.

SMW 2W 10R J  
a.      b.      c.      d.

- a. : Type(種類): Power Wire Wound Chip Resistors are called "SMW".
- b. : Rated Wattage(額定電力) : Shown by "W", such as 2W, 3W, 5W
- c. : Nominal Resistance(公稱電阻值) : 10Ω.
- d. : Tolerance(容許誤差): F = ±1% , J = ±5% .

## X-ON Electronics

Largest Supplier of Electrical and Electronic Components

*Click to view similar products for [Current Sense Resistors - SMD category](#):*

*Click to view products by [Tyohm manufacturer](#):*

Other Similar products are found below :

[CRL0603-FW-R700ELF](#) [PFS35-200RF1](#) [NPS 2-T126 5.000 OHM 1%](#) [PFS35-0R01J1](#) [PFS35-0R05J1](#) [PFS35-5RF1](#) [CD2015FC-0.10-1%](#)  
[PR2512FKF7W0R004L](#) [RC1005F124CS](#) [RL73K3AR56JTDF](#) [RL7520WT-R001-F](#) [RL7520WT-R009-G](#) [RL7520WT-R020-F](#) [LRC-](#)  
[LR2512LF-01-R820J](#) [WR06X104JGLJ](#) [TL2BR01F](#) [65709-330](#) [SP1R12J](#) [RL7520WT-R039-G](#) [RL7520WT-R002-F](#) [LRF2010-R003JW](#)  
[KRL1632E-C-R200-F-T5](#) [KRL1632E-C-R200-F-T1](#) [RLP73M1ER051FTDF](#) [RLP73M2AR075FTDF](#) [RLP73M1JR051FTDF](#)  
[SR731ERTTP5R10F](#) [SR731ERTTP100J](#) [SR731ERTTP6R80F](#) [SR731ERTTP4R70F](#) [SR731ERTTP2R20F](#) [SR731ERTTP3R90F](#)  
[SR731ERTTP1R00F](#) [SR731ERTTP10R0F](#) [SR731ERTTP2R00F](#) [SR731ERTTP8R20F](#) [SR731ERTTP3R9J](#) [SR731ERTTP8R2J](#)  
[SR731ERTTP2R0J](#) [SR731ERTTP4R7J](#) [SR731ERTTP9R1J](#) [SR731ERTTP1R0J](#) [SR731ERTTP2R2J](#) [SR731ERTTP5R1J](#) [SR731ERTTP6R8J](#)  
[SR731ERTTP9R10F](#) [RCWE2512R180FKEA](#) [FCSL64R007JER](#) [LRF1206-R018FW](#) [TLR2B10DR022FTDG](#)