

Solid State, Thin Film, SMD 1206, Super-Quick-Acting FF, 125 VAC, 125 VDC, 150 °C

new



UL 248-14 · 125 VAC · 125 VDC · Super-Quick-Acting FF

See below:

[Approvals and Compliances](#)**Description**

- Highest Breaking Capacity Rating for a 1206 on the market: 300A@125VDC

Unique Selling Proposition

- No tin whiskers, no tin dendrites
- No leaded coating (RoHS conform)
- Similar fuse qualification as in MIL-PRF 23419
- Hermetically sealed and robust construction

Applications

- Industrial grade space application
- Avionics
- Medical equipment
- Defense

Other versions on request

- Different Up Screenings
- Extensive Test Reports
- Visual Inspection according MIL-PRF 55342

References[Packaging Details](#)**Weblinks**

[pdf datasheet](#), [html-datasheet](#), [General Product Information](#), [Packaging details](#), [Distributor-Stock-Check](#), [Detailed request for product](#), [Landing Page](#)

Technical Data

Rated Voltage	32 - 125 VAC, 125 VDC
Rated current	0.2 - 5 A
Breaking Capacity	50 A
Characteristic	Super-Quick-Acting FF
Mounting	PCB,SMT
Max. Non-Operating Temp.	+150 °C
Admissible Ambient Air Temp.	-55 °C to 125 °C
Climatic Category	55/125/56 acc. to IEC 60068-1
Material: Housing	Ceramic
Material: Terminals	Tin-Plated Nickel
Unit Weight	0.03 g
Storage Conditions	0 °C to 60 °C, max. 70% r.h.
Product Marking	none

Soldering Methods	Reflow, Wave Soldering Profile
Solderability	245 °C / 3 sec acc. to IEC 60068-2-58, Test Td
Resistance to Soldering Heat	260 °C / 10 sec acc. to IEC 60068-2-58 Test TD, Level 1
Life Test	2000h @ 0.63 x In @ 125 °C
Load Humidity Test	MIL-STD-202, Method 103B 0.1 x In @ 0.85 r.H. @ 85 °C
Moisture Resistance Test	MIL-STD-202, Method 106E (50 cycles in a temp./mister chamber)
Terminal Strength	EIA/IS-722, Test 4.5.5 (Deflection of board 1 mm for 1 minute)
Thermal Shock	IEC 60068-2-14 (200 air-to-air cycles from -55 to +150 °C)
Mechanical Shock	IEC 60068-2-27 (12 shocks, 1600 g, 0.5 ms)
Damp heat, steady state	IEC 60068-2-78 (40 °C, 93% RH, 56 days)
Vibration, High Frequency	IEC 60068-2-6 Shock 20 g, 20 min, 0.01-2 kHz, 12 cyc.
ESD classification	JEDEC JS-001-2014, Class 1B (500 to < 1000 V)
Resistance to Solvents	Cleaning with common solvents

Approvals and Compliances


Detailed information on product approvals, code requirements, usage instructions and detailed test conditions can be looked up in [Details about Approvals](#)

SCHURTER products are designed for use in industrial environments. They have approvals from independent testing bodies according to national and international standards. Products with specific characteristics and requirements such as required in the automotive sector according to IATF 16949, medical technology according to ISO 134485 or in the aerospace industry can be offered exclusively with customer-specific, individual agreements by SCHURTER.

Approvals



The approval mark is used by the testing authorities to certify compliance with the safety requirements placed on electronic products.

Approval Reference Type: MGA-A

Approval Logo	Certificates	Certification Body	Description
	UL Approvals	UL	UL File Number: E41599


Product standards

Product standards that are referenced

Organization	Design	Standard	Description
	Designed according to	UL 248-14	Low voltage fuses - Part 14: Additional fuses
	Designed according to	CSA22.2 No. 248.14	Low-Voltage Fuses - Part 14: Supplemental Fuses




Application standards

Application standards where the product can be used

Organization	Design	Standard	Description
	Designed for applications acc.	IEC/UL 60950	IEC 60950-1 includes the basic requirements for the safety of information technology equipment.

Compliances

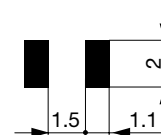
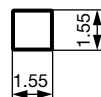
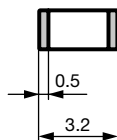
The product complies with following Guide Lines

Identification	Details	Initiator	Description
	RoHS	SCHURTER AG	EU Directive RoHS 2011/65/EU
	China RoHS	SCHURTER AG	The law SJ / T 11363-2006 (China RoHS) has been in force since 1 March 2007. It is similar to the EU directive RoHS.
	REACH	SCHURTER AG	On 1 June 2007, Regulation (EC) No 1907/2006 on the Registration, Evaluation, Authorization and Restriction of Chemicals 1 (abbreviated as "REACH") entered into force.

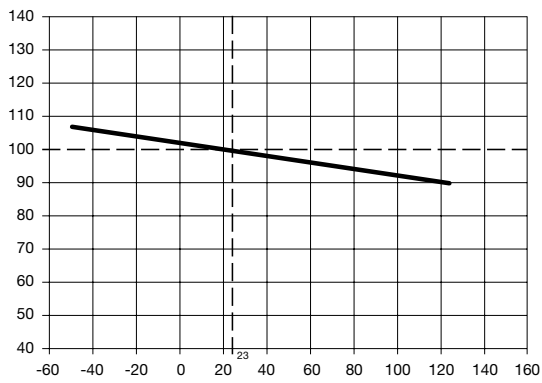
Dimension [mm]

 3.2 mm

Reflow soldering pads



Derating Curves

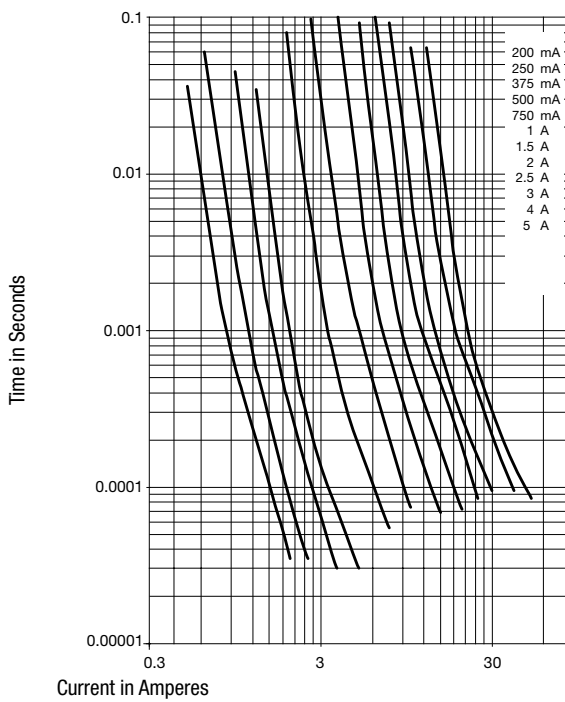


Pre-Arcing Time

Rated Current I_n 1.0 x I_n min. 2.5 x I_n max.


0.2 A - 5 A	4 h	5 s
-------------	-----	-----

Time-Current-Curves



All Variants

Rated Current [A]	Rated Voltage [VAC]	Rated Voltage [VDC]	Breaking Capacity	Voltage Drop 1.0 I_n typ. [mV]	Melting I^2t 10.0 I_n typ. [A ² s]	C US	Packaging [PCS]	Order Number
0.2	125	125	1)	219	0.0001	●	100	3-103-085
0.2	125	125	1)	219	0.0001	●	750	3-103-086
0.2	125	125	1)	219	0.0001	●	3000	3-103-087
0.2	125	125	1)	219	0.0001	●	10000	3-103-088
0.25	125	125	1)	200	0.00013	●	100	3-103-089
0.25	125	125	1)	200	0.00013	●	750	3-103-090
0.25	125	125	1)	200	0.00013	●	3000	3-103-091
0.25	125	125	1)	200	0.00013	●	10000	3-103-092
0.375	125	125	1)	132	0.00035	●	100	3-103-093

Rated Current [A]	Rated Voltage [VAC]	Rated Voltage [VDC]	Breaking Capacity	Voltage Drop 1.0 In typ. [mV]	Melting I ² t 10.0 In typ. [A ² s]		Packaging [PCS]	Order Number
0.375	125	125	1)	132	0.00035	●	750	3-103-094
0.375	125	125	1)	132	0.00035	●	3000	3-103-095
0.375	125	125	1)	132	0.00035	●	10000	3-103-096
0.5	125	125	1)	120	0.0004	●	100	3-103-097
0.5	125	125	1)	120	0.0004	●	750	3-103-098
0.5	125	125	1)	120	0.0004	●	3000	3-103-099
0.5	125	125	1)	120	0.0004	●	10000	3-103-100
0.75	125	125	1)	80	0.003	●	100	3-103-101
0.75	125	125	1)	80	0.003	●	750	3-103-102
0.75	125	125	1)	80	0.003	●	3000	3-103-103
0.75	125	125	1)	80	0.003	●	10000	3-103-104
1	125	125	1)	105	0.008	●	100	3-103-105
1	125	125	1)	105	0.008	●	750	3-103-106
1	125	125	1)	105	0.008	●	3000	3-103-107
1	125	125	1)	105	0.008	●	10000	3-103-108
1.5	125	125	1)	84	0.014	●	100	3-103-109
1.5	125	125	1)	84	0.014	●	750	3-103-110
1.5	125	125	1)	84	0.014	●	3000	3-103-111
1.5	125	125	1)	84	0.014	●	10000	3-103-112
2	125	125	1)	78	0.025	●	100	3-103-113
2	125	125	1)	78	0.025	●	750	3-103-114
2	125	125	1)	78	0.025	●	3000	3-103-115
2	125	125	1)	78	0.025	●	10000	3-103-116
2.5	125	125	1)	72	0.055	●	100	3-103-117
2.5	125	125	1)	72	0.055	●	750	3-103-118
2.5	125	125	1)	72	0.055	●	3000	3-103-119
2.5	125	125	1)	72	0.055	●	10000	3-103-120
3	125	125	1)	70	0.09	●	100	3-103-121
3	125	125	1)	70	0.09	●	750	3-103-122
3	125	125	1)	70	0.09	●	3000	3-103-123
3	125	125	1)	70	0.09	●	10000	3-103-124
4	63	63	2)	67	0.15	●	100	3-103-125
4	63	63	2)	67	0.15	●	750	3-103-126
4	63	63	2)	67	0.15	●	3000	3-103-127
4	63	63	2)	67	0.15	●	10000	3-103-128
5	32	32	3)	70	0.205	●	100	3-103-129
5	32	32	3)	70	0.205	●	750	3-103-130
5	32	32	3)	70	0.205	●	3000	3-103-131
5	32	32	3)	70	0.205	●	10000	3-103-132

Most Popular:

Availability for all products can be searched real-time: <https://www.schurter.com/en/Stock-Check/Stock-Check-SCHURTER>

1) 50 A @ 125 VAC / 300 A @ 125 VDC

2) 50 A @ 63 VAC / 50 A @ 125 VDC / 300 A @ 32 VDC

3) 50 A @ 32 VAC / 50 A @ 125 VDC / 300 A @ 32 VDC

Packaging Unit

Taped in plastic bag (100 pcs.)
Blister Tape 18 cm Reel (750 pcs.)
Blister Tape 33 cm Reel (3000 pcs.)
Blister Tape 33 cm Reel (10000 pcs.)

X-ON Electronics

Largest Supplier of Electrical and Electronic Components

Click to view similar products for [Surface Mount Fuses](#) category:

Click to view products by [Schurter](#) manufacturer:

Other Similar products are found below :

[FHC20402ADTP](#) [FT600-0500-2](#) [NFVC6125S0R50TRF](#) [SFT-125MA](#) [TF16SN2.00TTD](#) [TF16SN3.15TTD](#) [41921000000](#) [TR/3216LR-500MA](#) [CCP2B20TTE](#) [TR-3216FF4-R](#) [SST 1-1K](#) [SST 5 -1K](#) [SST 2-1K](#) [TR2-TCP500-R](#) [F60C500V12AS](#) [FCC16501ABTP](#) [FCC16102ABTP](#) [FHC16322ADTP](#) [0308.250UR](#) [0308.375UR](#) [0308.500UR](#) [0308.750UR](#) [0308001.UR](#) [030801.5UR](#) [FCC16202ABTP](#) [3-122-714](#) [3-122-720](#) [3-122-718](#) [3-122-712](#) [3-122-716](#) [03081.25UR](#) [CQ06LF 5A 32V](#) [CQ06LT 5A 32V](#) [SET 2A 125V \(G\)](#) [SET 1A 125V \(G\)](#) [SEF 10A 125V \(G\)](#) [SEF 3A 125V \(G\)](#) [SEF 4A 125V \(G\)](#) [SEF 6A 125V \(G\)](#) [SEF 7A 125V \(G\)](#) [SET 4A 125V \(G\)](#) [SET 3A 125V \(G\)](#) [SET 5A 125V \(G\)](#) [SET 7A 125V \(G\)](#) [F0603G0R03FNTR](#) [SKY87604-12](#) [SKY87604-11](#) [SKY87604-13](#) [0154002.DRL](#) [0154008.DRL](#)