

## *Quad/Five Line ESD Protection Diode Array*

**UESD54B SC70-5/SC88A/SOT353**

**UESD55B SC89-6/SOT563/SOT666**

**UESD56B SC89-6/SOT563/SOT666**

**UESD64B SC89-5/SOT553/SOT665**

### General Description

The UESD54B/55B/56B/64B of TVS diode array is designed to protect sensitive electronics from damage or latch-up due to ESD for use in applications where board space is at a premium. It is unidirectional device and may be used on lines where the signal polarities are above ground. The UESD54B/55B/64B will protect up to four lines and the UESD56B will protect up to five lines.

TVS diodes are solid-state devices feature large cross-sectional area junctions for conducting high transient currents, specifically for transient suppression. It offers desirable characteristics for board level protection including fast response time, low operating, low clamping voltage, and no device degradation.

The UESD54B/55B/56B/64B may be used to meet the immunity requirements of IEC 61000-4-2, level 4. The small package makes them ideal for use in portable electronics such as cell phones, PDA's, notebook computers and digital cameras.

### Applications

- Cellular Handsets & Accessories
- Cordless Phones
- Personal Digital Assistants (PDA's)
- Notebooks & Handhelds
- Portable Instrumentation
- Digital Cameras
- Peripherals
- MP3 Players

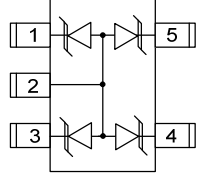
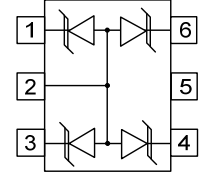
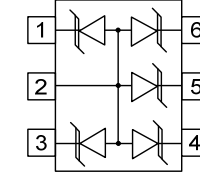
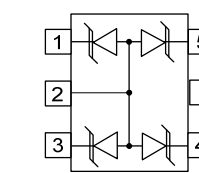
### Features

- Transient Protection for Data & Power Lines to IEC 61000-4-2 (ESD)  $\pm 15\text{kV}$  (Air),  $\pm 8\text{kV}$  (Contact)
- Working Voltages: 5V
- Low Leakage Current
- Low Clamping Voltage
- Solid-State Silicon Avalanche Technology

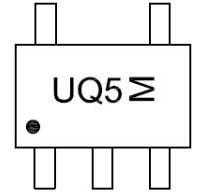
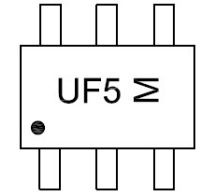
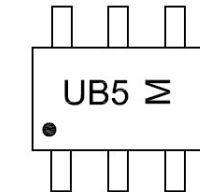
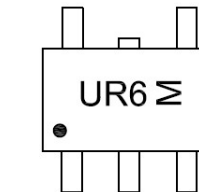
### Ordering Information

Part Number	Working Voltage	Packaging Type	Channel	Marking Code	Shipping Qty
UESD54B	5.0V	SC70-5/SC88A/SOT353	4	UQ5	3000pcs/7Inch Tape & Reel
UESD55B	5.0V	SC89-6/SOT563/SOT666	4	UF5	
UESD56B	5.0V	SC89-6/SOT563/SOT666	5	UB5	
UESD64B	5.0V	SC89-5/SOT553/SOT665	4	UR6	

## Pin Configurations

 <p><b>UESD54B</b> SC70-5/SC88A/SOT353</p>	 <p><b>UESD55B</b> SC89-6/SOT563/SOT666</p>	 <p><b>UESD56B</b> SC89-6/SOT563/SOT666</p>	 <p><b>UESD64B</b> SC89-5/SOT553/SOT665</p>
---	--	---	--

## Top View

 <p><b>M: Month Code</b> <b>UESD54B</b> SC70-5/SC88A/SOT353</p>	 <p><b>M: Month Code</b> <b>UESD55B</b> SC89-6/SOT563/SOT666</p>	 <p><b>M: Month Code</b> <b>UESD56B</b> SC89-6/SOT563/SOT666</p>	 <p><b>M: Month Code</b> <b>UESD64B</b> SC89-5/SOT553/SOT665</p>
--	---	--	---

## Absolute Maximum Ratings

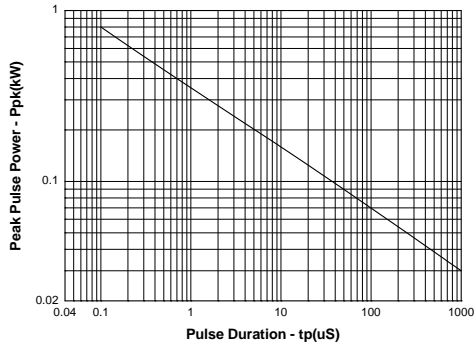
Rating	Symbol	Value	Unit
Peak Pulse Power ( $t_p=8/20\mu s$ )	$P_{PK}$	140	Watts
Peak Pulse Current ( $t_p=8/20\mu s$ )	$I_{PP}$	11	A
Lead Soldering Temperature	$T_L$	260 (10 sec.)	$^{\circ}C$
Operating Temperature	$T_J$	-55 to +125	$^{\circ}C$
Storage Temperature	$T_{STG}$	-55 to +125	$^{\circ}C$

## Electrical Characteristics

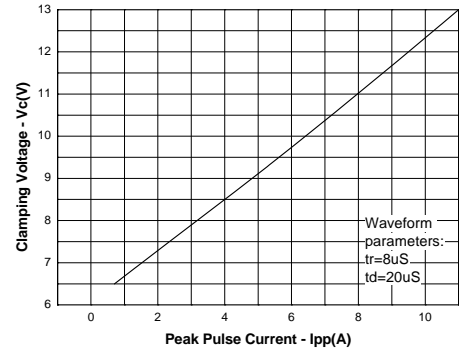
Parameter	Symbol	Conditions	Min	Typ	Max	Unit
Reverse Stand-Off Voltage	$V_{RWM}$				5	V
Reverse Breakdown Voltage	$V_{BR}$	$I_T=1mA$	6	6.8	7.2	V
Reverse Leakage Current	$I_R$	$V_{RWM}=5V, T=25^{\circ}C$			0.1	$\mu A$
Clamping Voltage	$V_C$	$I_{PP}=5A, t_p=8/20\mu s$			9.1	V
		$I_{PP}=11A, t_p=8/20\mu s$			13	
Junction Capacitance	$C_J$	Between I/O Pins and GND $V_R=0V, f=1MHz$		40	50	pF
Junction Capacitance	$C_J$	Between I/O Pins and GND $V_R=2.5V, f=1MHz$		30	40	pF

## Typical Operating Characteristics

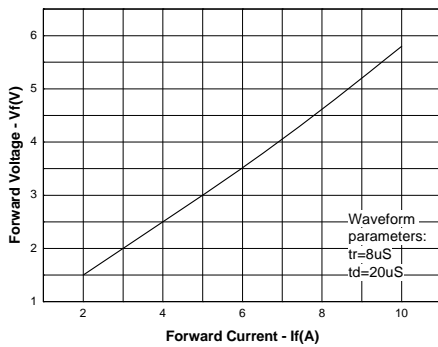
**Non-Repetitive Peak Pulse Power vs. Pulse Time**



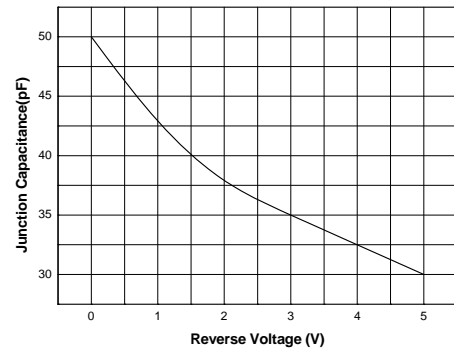
**Clamping Voltage vs. Peak Pulse Current**



**Forward Voltage vs. Forward Current**



**Junction Capacitance vs. Reverse Voltage**



---

## Applications Information

UESD54B/55B/56B/64B ESD protection diode is designed to protect quad/five data, I/O, or power supply lines. The device is unidirectional and may be used on lines where the signal polarity is above ground. The cathode should be placed towards the line that is to be protected.

## Circuit Board Layout Recommendations for Suppression of ESD

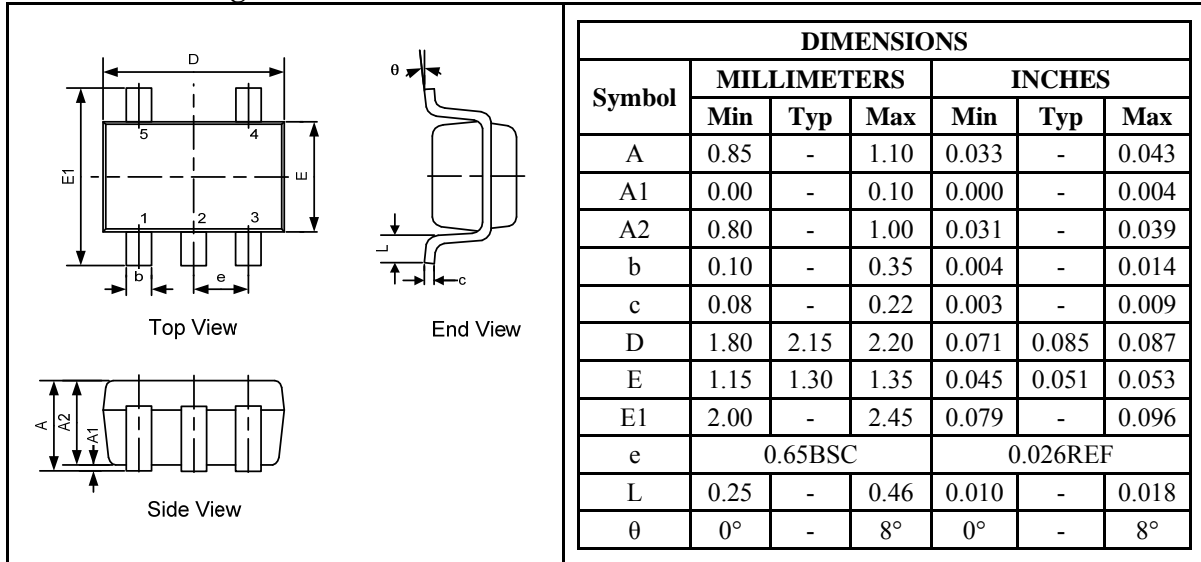
Good circuit board layout is critical for the suppression of ESD induced transients. The following guidelines are recommended:

1. Place the TVS near the input terminals or connectors to restrict transient coupling.
2. Minimize the path length between the TVS and the protected line.
3. Minimize all conductive loops including power and ground loops.
4. The ESD transient return path to ground should be kept as short as possible.
5. Never run critical signals near board edges.
6. Use ground planes whenever possible. For multilayer printed-circuit boards, use ground vias.
7. Keep parallel signal paths to a minimum.
8. Avoid running protection conductors in parallel with unprotected conductor.
9. Minimize all printed-circuit board conductive loops including power and ground loops.
10. Avoid using shared transient return paths to a common ground point.

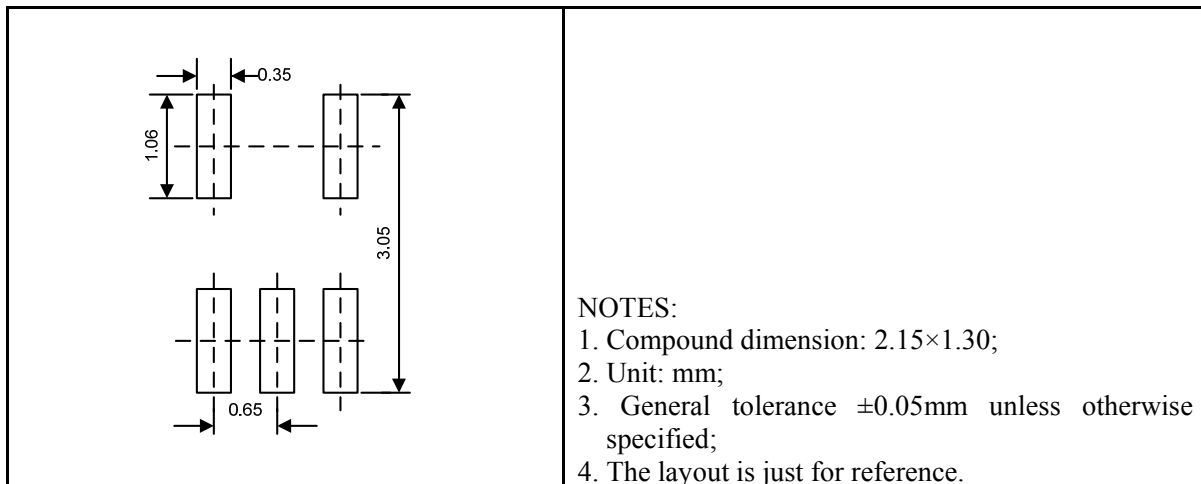
## Package Information

### UESD54B SC70-5/SC88A/SOT353


#### Outline Drawing



#### Land Pattern

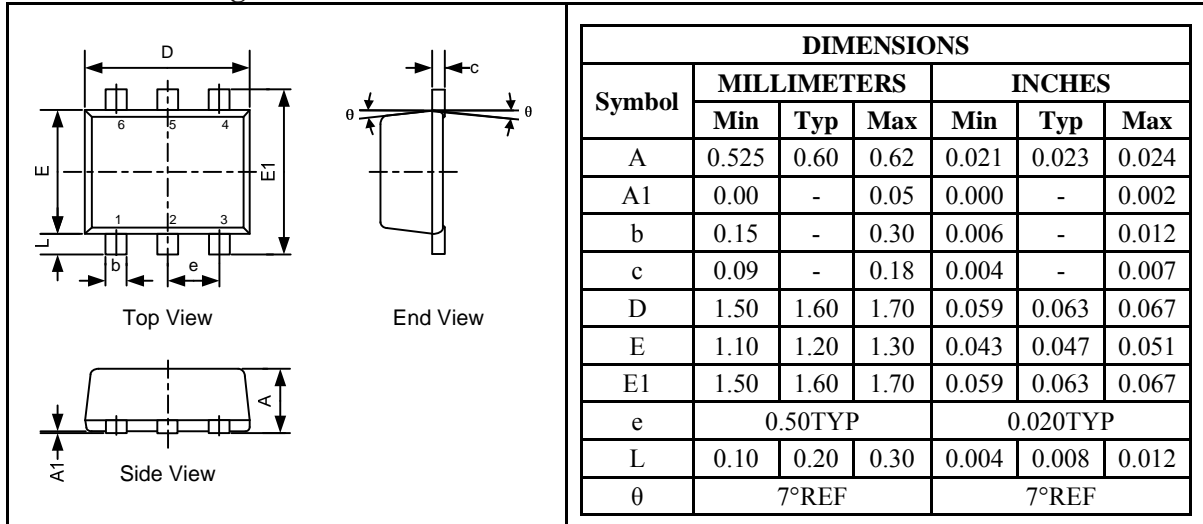


#### Tape and Reel Orientation

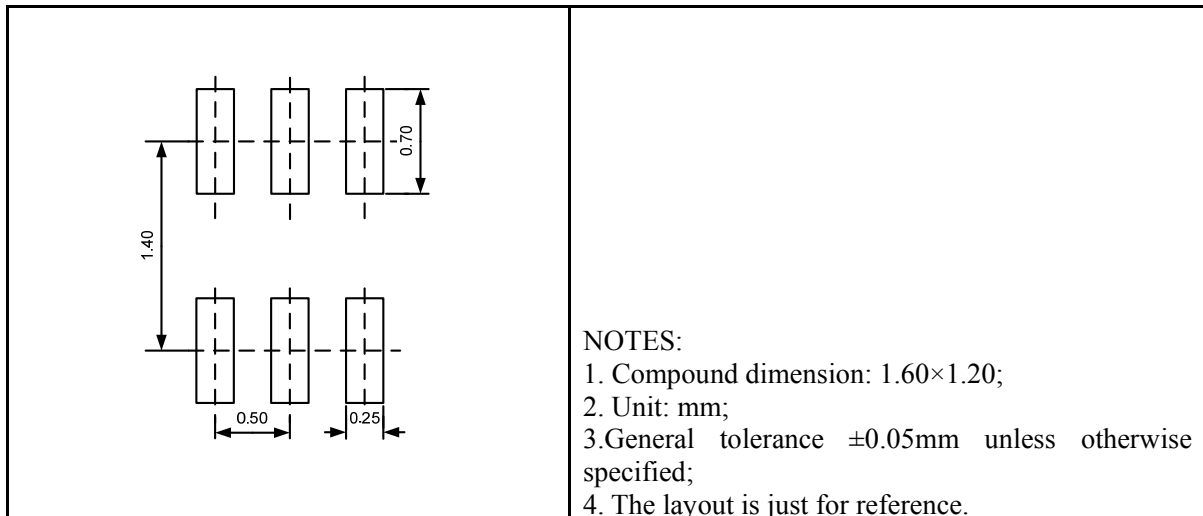


## UESD55B SC89-6/SOT563/SOT666


### Outline Drawing



### Land Pattern

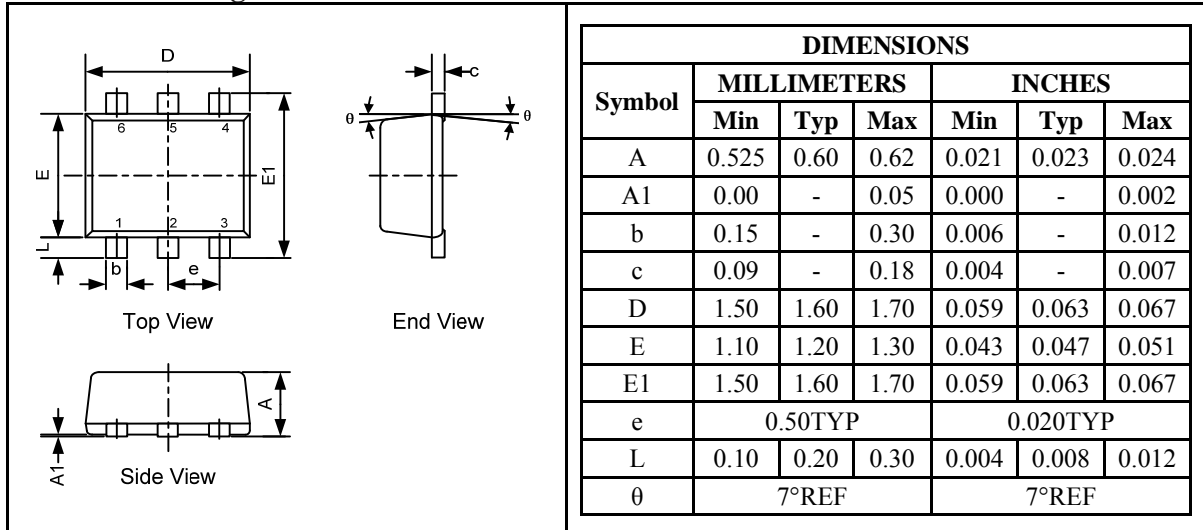


### Tape and Reel Orientation

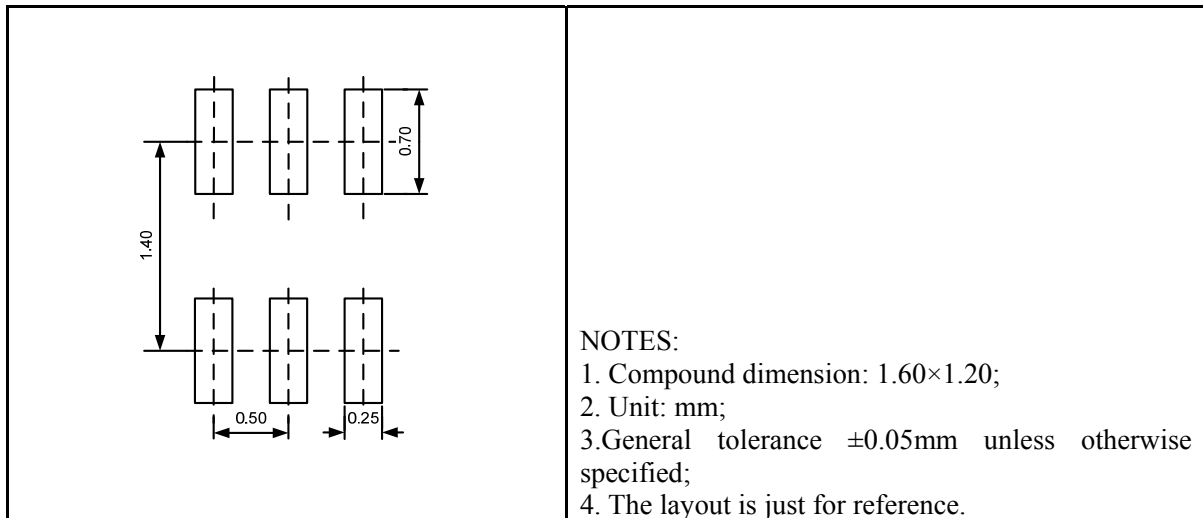


## UESD56B SC89-6/SOT563/SOT666


### Outline Drawing



### Land Pattern

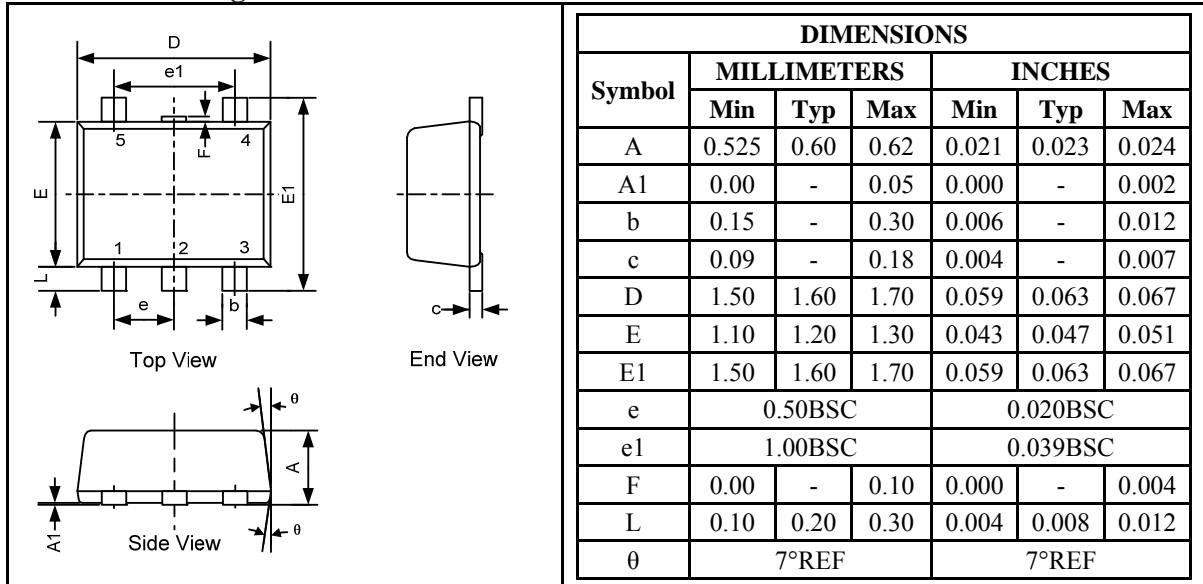


### Tape and Reel Orientation

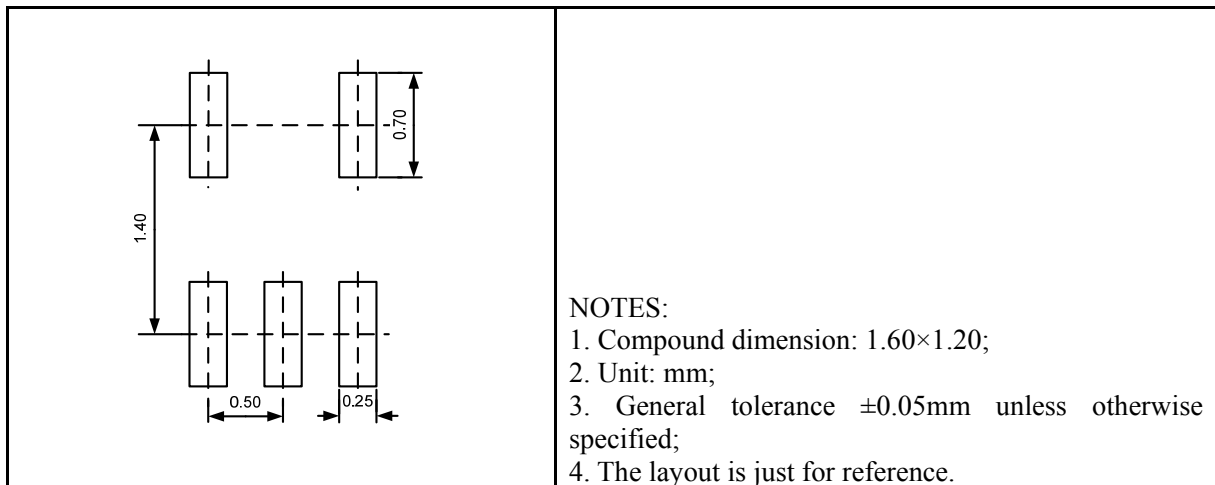


## UESD64B SC89-5/SOT553/SOT665

### Outline Drawing



### Land Pattern



### Tape and Reel Orientation





---

## GREEN COMPLIANCE

Union Semiconductor is committed to environmental excellence in all aspects of its operations including meeting or exceeding regulatory requirements with respect to the use of hazardous substances. Numerous successful programs have been implemented to reduce the use of hazardous substances and/or emissions.

All Union components are compliant with the RoHS directive, which helps to support customers in their compliance with environmental directives. For more green compliance information, please visit:

[http://www.union-ic.com/index.aspx?cat\\_code=RoHSDeclaration](http://www.union-ic.com/index.aspx?cat_code=RoHSDeclaration)

## IMPORTANT NOTICE

The information in this document has been carefully reviewed and is believed to be accurate. Nonetheless, this document is subject to change without notice. Union assumes no responsibility for any inaccuracies that may be contained in this document, and makes no commitment to update or to keep current the contained information, or to notify a person or organization of any update. Union reserves the right to make changes, at any time, in order to improve reliability, function or design and to attempt to supply the best product possible.



Union Semiconductor, Inc

Add: Unit 606, No.570 Shengxia Road, Shanghai 201210

Tel: 021-51093966

Fax: 021-51026018

Website: [www.union-ic.com](http://www.union-ic.com)

## X-ON Electronics

Largest Supplier of Electrical and Electronic Components

*Click to view similar products for [ESD Suppressors / TVS Diodes](#) category:*

*Click to view products by [Union](#) manufacturer:*

Other Similar products are found below :

[60KS200C](#) [D18V0L1B2LP-7B](#) [D5V0F4U5P5-7](#) [NTE4902](#) [P4KE27CA](#) [P6KE11CA](#) [P6KE39CA-TP](#) [P6KE8.2A](#) [JANTX1N6053A](#)  
[SA110CA](#) [SA60CA](#) [SA64CA](#) [SMBJ12CATR](#) [SMBJ33CATR](#) [SMBJ8.0A](#) [ESD101-B1-02ELS E6327](#) [ESD105-B1-02EL E6327](#) [ESD112-B1-02EL E6327](#) [ESD119B1W01005E6327XTSA1](#) [ESD5V0L1B02VH6327XTSA1](#) [ESD7451N2T5G](#) [19180-510](#) [CPDT-5V0USP-HF](#)  
[3.0SMCJ33CA-F](#) [3.0SMCJ36A-F](#) [HSPC16701B02TP](#) [JANTX1N6126A](#) [JANTX1N6462](#) [JANTX1N6465](#) [USB50805e3/TR7](#)  
[D3V3Q1B2DLP3-7](#) [D55V0M1B2WS-7](#) [DRTR5V0U4SL-7](#) [SCM1293A-04SO](#) [ESD200-B1-CSP0201 E6327](#) [SM12-7](#) [SM1605E3/TR13](#)  
[SMLJ45CA-TP](#) [CEN955 W/DATA](#) [82350120560](#) [VESD12A1A-HD1-GS08](#) [CPDUR5V0R-HF](#) [CPDQC5V0U-HF](#) [CPDQC5V0USP-HF](#)  
[CPDQC5V0-HF](#) [D1213A-01LP4-7B](#) [ESD101-B1-02EL E6327](#) [824500181](#) [MMAD1108/TR13](#) [5KP100A](#)