

Combination pliers

406/1BI



Profiles

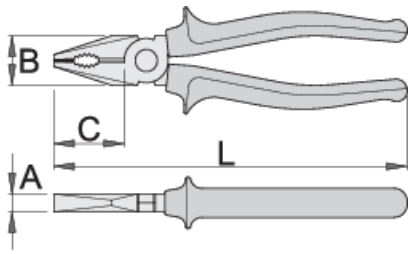




Standards

ISO 5746


Product features

- material: premium plus carbon steel
- drop forged, entirely hardened and tempered
- cutting edges induction hardened
- head polished
- surface finish: chrome plated to standard ISO 1456:2009
- heavy duty double - component handles
- jet stamp UNIOR
- made according to standard ISO 5746



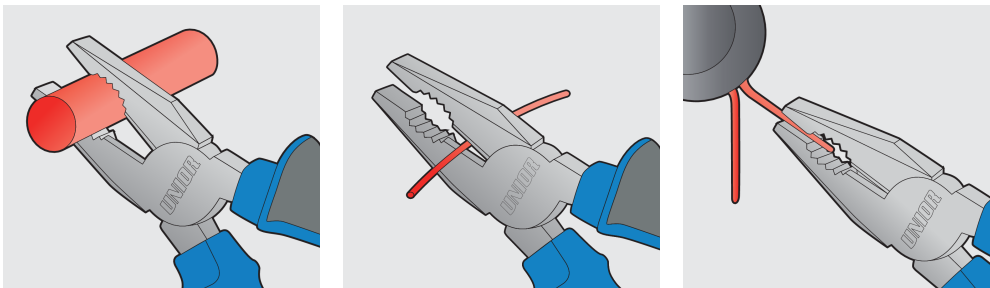
|  | L | B | C | A |  |
|--|-----|----|----|------|---|
| 607870 | 160 | 24 | 35 | 9.5 | 224 |
| 607871 | 180 | 27 | 38 | 10 | 274 |
| 607872 | 200 | 29 | 41 | 10.5 | 341 |
| 608354 | 220 | 32 | 47 | 11 | 421 |

cutting capacity (10N=1kg)

|  | L | max 1600 N/mm ² Ø↑ | max 650 N/mm ² Ø↑ |
|--|-----|-------------------------------|------------------------------|
| 607870 | 160 | 1,6 | 2,0 |
| 607871 | 180 | 1,8 | 2,5 |
| 607872 | 200 | 2,0 | 2,5 |
| 608354 | 220 | 2,0 | 3,0 |

* Images of products are symbolic. All dimensions are in mm, and weight in grams. All listed dimensions may vary in tolerance.

Usage (pictures)



Safety tips



- Pliers should be oiled regularly. A drop of oil at the hinge will lengthen the tool life and assure easy operation.



- Don't use pliers for cutting hardened wire, unless specifically manufactured for this purpose.
- Don't expose pliers to excessive heat. This may ruin the tool.

- When cutting wire with pliers, you should always wear glasses or goggles.
- Handles are provided for comfort. They are not intended to give user any degree of protection against electric shocks and should never be used on live electric circuits.
- Don't use pliers as a hammer.
- Don't hammer on the handles. They may crack or break.
- Don't extend the length of plier handles to secure greater leverage.
- Don't use pliers on nuts or bolts. A wrench will do a better job and with less risk of damage to the fastener.

Frequently asked questions

The head profile on the screw has deformed to such an extent that it cannot be unscrewed with a screwdriver. Which Unior tool can be used in this case?

407/4DP screw pliers are the best choice for unscrewing screws with a damaged head profile.

X-ON Electronics

Largest Supplier of Electrical and Electronic Components

Click to view similar products for [Pliers & Tweezers](#) category:

Click to view products by [UNIOR](#) manufacturer:

Other Similar products are found below :

[0026](#) [T0058765801](#) [80](#) [76C](#) [378MN](#) [L4VN](#) [LN54VN](#) [NN7776VN](#) [54CGVN](#) [SN55VN](#) [DRP10N](#) [0036](#) [PN 5050/21D](#) [TR 20 VM](#) [TR 25 A](#)
[505BGC](#) [622TX](#) [43450](#) [8140 CO](#) [8150 CO](#) [8165 CO](#) [32BSA25](#) [5BSAF](#) [5FSA](#) [5MBS](#) [M4AS](#) [017610101](#) [PN 5025](#) [65516300](#) [1-84-199](#)
[YT-2469](#) [011640100](#) [010480315](#) [503 618 3](#) [PGT435](#) [5000522](#) [011770113](#) [011770101](#) [CPE.A4](#) [T3781](#) [189A.17VE](#) [PPR 5003 D](#) [131 010 2](#)
[40603GP](#) [011780102](#) [45705](#) [CPES](#) [6151](#) [181A.18CPE](#) [391A.16VE](#)