

# Set of screwdrivers VDE with voltage tester

603CS6TVDE




## Profiles





## Product features

### Set includes:

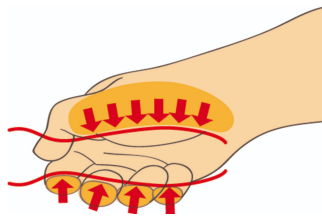
- 4x electrician's screwdriver with insulated blade VDE (article 603VDE) dim. 0.8x4.0x100, 1.0x5.5x125, 1.2x6.5x150
- 2x crosstip (PH) screwdriver with insulated blade VDE (article 613VDE/TBI) dim. PH 1x80, PH 2x100
- 1x voltage tester 220 - 250 V (article 630VDE) dim. 0.5x3.0x140

Product name	SKU	Article	Dimensions	Quantity
Set of screwdrivers VDE with voltage tester	617045	603CS6TVDE	-	6
Electrician's screwdriver with insulated blade, VDE		603VDE	0.8 x 4.0x100, 1.0 x 5.5x125, 1.2 x 6.5x150	3

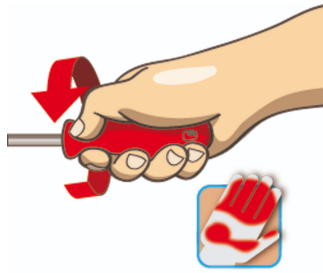
Product name	SKU	Article	Dimensions	Quantity
Crosstip (PH) screwdriver with insulated blade, VDE		613VDE	PH1x80, PH2x100	2
Voltage tester 220 - 250 V		630VDE	0.5 x 3.0x140	1

\* Images of products are symbolic. All dimensions are in mm, and weight in grams. All listed dimensions may vary in tolerance.

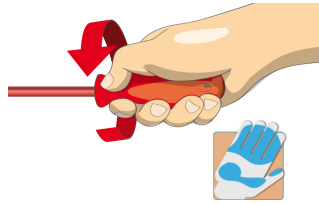
## Usage (pictures)



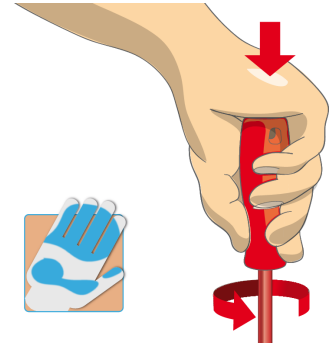
Ergonomic handle design for protecting your hands.



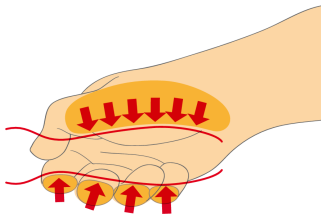
Large hand contact area for more torque power.



Ergonomic handle design = protecting your hand



Large hand contact area = more torque power



## Safety tips



- Use a screw holding screwdriver to get screws started in awkward, hard-to-reach areas.
- Use a stubby screwdriver in close quarters where a conventional screwdriver cannot be used.
- A rounded tip should be redressed with a file; make sure edges are straight.
- Screwdrivers used in the shop are best stored in a rack. This way, the proper selection of the right screwdriver can be quickly made.
- Keep the screwdriver handle clean; a greasy handle is apt to cause accidents.
- A screwdriver should never be used as pry bar. If it is overstressed in this manner, the blade



- Don't use pliers on the handle of a screwdriver to get extra turning power. A wrench should only be used on the square shank or bolster of a screwdriver that is especially designed for that purpose.
- Don't expose a screwdriver blade to excessive heat as it may reduce the hardness of the blade.
- Don't use a screwdriver with a split or broken handle.
- Don't use a regular screwdriver to check a storage battery or to determine if an electrical circuit is live.
- Don't use tools that shows sign of wear and have the second layer of plastic visible.

might break and send a particle of steel into the operator's arm or even towards his eyes.

- VDE tools that have several parts, have to be assembled correctly before use.
- When working with VDE tools avoid contact with water.

## X-ON Electronics

Largest Supplier of Electrical and Electronic Components

*Click to view similar products for [Screwdrivers, Nut Drivers & Socket Drivers](#) category:*

*Click to view products by [UNIOR](#) manufacturer:*

Other Similar products are found below :

[1406504-2](#) [272012M](#) [271001M](#) [30246](#) [HMM-HH](#) [32024](#) [TL10416](#) [612020B](#) [35-045](#) [6951](#) [83](#) [9977](#) [EMF](#) [99833](#) [RB1](#) [S3166V](#) [X103V](#)  
[XTD10TP](#) [X108N](#) [HS7N](#) [HS618N](#) [LN25MMN](#) [HS18N](#) [XST1010N](#) [P4N](#) [R146N](#) [P12SN](#) [R5324N](#) [99764N](#) [P8N](#) [99312N](#) [R3163N](#)  
[SX101N](#) [LN22N](#) [XTD10N](#) [9955MMN](#) [995MMN](#) [996MMN](#) [LN25N](#) [THS9N](#) [R3166N](#) [R144N](#) [RB2N](#) [HS10N](#) [99964BPN](#) [HS11N](#) [HS12N](#)  
[THS8N](#) [TL12N](#) [LN23BPN](#)