



ISO14001



ISO/TS16949



244546



245468



REG.-Nr.A759



CQC04001610658



Specification for Approval

Customer : 深圳市立創電子商務有限公司

Product Name : **Chip Resistor Array**

Part Name : **Resistor Array Series $\pm 1\%$, $\pm 5\%$ & 0Ω**

Part No. : ******WG*****T*E, 4DP3WA*****T*E**
2F01WM***T*E, 4F01WM*****T*E**

Building 8, Jiuwei Industrial Zone, Xixiang Town, Bao'An District ,Shenzhen, Guangdong, China
Guangdong Province, China

TEL: 0755-27484508

FAX: 0755-27484308

| Approved | Checked | Prepared | File NO. | Edition | Date | Page |
|--------------|---------|---------------|------------|---------|------------|------|
| William Zhao | Ted Hsu | Chengxia Tang | JLC-01-015 | 1 | 2017/06/12 | 1/14 |



ISO14001



ISO/TS16949



244546



245468



REG.-Nr.A759



CQC034001610656

Contents

| | |
|---|-------|
| Introduction | Page |
| 1.0 Scope | 4 |
| 2.0 Type Designation..... | 4 |
| 3.0 Ratings & Dimension | 4~6 |
| 4.0 Structure..... | 6 |
| 5.0 Marking | 7~8 |
| 6.0 Power rating..... | 9 |
| 7.0 Performance Specification | 9~10 |
| 8.0 Explanation of Part No. System | 11 |
| 9.0 Ordering Procedure | 12 |
| 10.0 Standard Packing | 12~13 |
| 11.0 Precaution for storage/Transportation..... | 14 |

| Approved | Checked | Prepared | File NO. | Edition | Date | Page |
|--------------|---------|---------------|------------|---------|------------|------|
| William Zhao | Ted Hsu | Chengxia Tang | JLC-01-015 | 1 | 2017/06/12 | 2/14 |

厚聲國際貿易（昆山）有限公司深圳分公司
Uniroyal Electronics Global Co.,Ltd Shenzhen Branch



ISO14001



ISO/TS16949



244546



245468



REG.-Nr.A759



CQC04001610658

| File Name: Resistor Array Series $\pm 1\%$ 、 $\pm 5\%$ & 0Ω | | Date | 2017/06/12 | Edition No. | 1 |
|---|---------------------------|------------|-------------------|-------------|------------|
| Amendment Record | | | | Signature | |
| Edition | Prescription of amendment | Amend Page | Amend Date | Amended by | Checked by |
| | | | | | |

| Approved | Checked | Prepared | File NO. | Edition | Date | Page |
|---------------------|----------------|----------------------|-------------------|----------|-------------------|-------------|
| William Zhao | Ted Hsu | Chengxia Tang | JLC-01-015 | 1 | 2017/06/12 | 3/14 |



1.0 Scope:

This sheet is the statement of the Chip Resistor Array- Concave Terminal specification that UNIOHM'S productions can meet.

2.0 Type Designation:

The type designation shall be in the following from:

Example:

| Type | Power rating | Resistance tolerance | Nominal resistance |
|------|--------------|----------------------|--------------------|
| 4C02 | 1/16W | J | 100Ω |

3.0 Ratings & Dimension:

3.1 Equivalent Circuit Diagram:

| 2D02/2D03 /2C02/2F01 | 4D02/4D03 /4C02/4C03/4F01 | 16P8 |
|--|--|--|
|  <p>R1=R2</p> |  <p>R1=R2=R3=R4</p> |  <p>R1=R2=R3=R4=R5=R6=R7=R8</p> |

3.2 Dimensions in mm:

| Convex Terminal type | | |
|---|---|---|
| 2D02/2D03 | 4D02/4D03 | 16P8 |
|  |  |  |

| Approved | Checked | Prepared | File NO. | Edition | Date | Page |
|--------------|---------|---------------|------------|---------|------------|------|
| William Zhao | Ted Hsu | Chengxia Tang | JLC-01-015 | 1 | 2017/06/12 | 4/14 |



ISO14001



ISO/TS16949



244546



245468



REG.-Nr.A759



CQC34001610658



| Type | Dimensions (mm) | | | | | | | |
|------|-----------------|-----------|-----------|-----------|-----------|-----------|-----------|-----------|
| | L | W | T | A1 | A2 | B | P | G |
| 2D02 | 1.00±0.10 | 1.00±0.10 | 0.35±0.10 | 0.33±0.10 | / | 0.15±0.05 | 0.65±0.05 | 0.25±0.10 |
| 4D02 | 2.00±0.10 | 1.00±0.10 | 0.45±0.10 | 0.40±0.05 | 0.30±0.05 | 0.20±0.15 | 0.50±0.05 | 0.30±0.15 |
| 2D03 | 1.60±0.15 | 1.60±0.15 | 0.50±0.10 | 0.60±0.15 | / | 0.30±0.10 | 0.80±0.05 | 0.25±0.10 |
| 4D03 | 3.20±0.20 | 1.60±0.20 | 0.50±0.10 | 0.65±0.15 | 0.50±0.15 | 0.30±0.15 | 0.80±0.10 | 0.30±0.15 |
| 16P8 | 4.00±0.20 | 1.60±0.15 | 0.45±0.10 | 0.45±0.05 | 0.30±0.05 | 0.30±0.15 | 0.50±0.05 | 0.40±0.15 |
| 2C02 | 1.00±0.10 | 1.00±0.10 | 0.35±0.10 | / | / | 0.15±0.10 | / | 0.30±0.10 |
| 4C02 | 2.00±0.10 | 1.00±0.10 | 0.45±0.10 | / | / | 0.15±0.10 | / | 0.30±0.10 |
| 4C03 | 3.20±0.20 | 1.60±0.20 | 0.60±0.10 | / | / | 0.30±0.20 | / | 0.40±0.10 |
| 2F01 | 0.80±0.10 | 0.60±0.10 | 0.35±0.10 | 0.30±0.10 | / | 0.15±0.10 | 0.50±0.05 | 0.15±0.10 |
| 4F01 | 1.40±0.10 | 0.60±0.10 | 0.35±0.10 | 0.20±0.10 | / | 0.15±0.10 | 0.40±0.05 | 0.15±0.10 |

| | | | | | | |
|--------------|---------|---------------|------------|---------|------------|------|
| Approved | Checked | Prepared | File NO. | Edition | Date | Page |
| William Zhao | Ted Hsu | Chengxia Tang | JLC-01-015 | 1 | 2017/06/12 | 5/14 |



3.3 Ratings:

| Type | Rated power 70°C | Max Working Voltage | Max Overload Voltage | Dielectric Withstanding Voltage | Resistance Range $\pm 5\% \pm 1\%$ | Temperature Coefficient PPM/°C | Operating Temperature | Resistance Value of Jumper | Rated Current of Jumper |
|------|------------------|---------------------|----------------------|---------------------------------|------------------------------------|--|-----------------------|----------------------------|-------------------------|
| 2D02 | 1/16W | 50V | 100V | 100V | 10 Ω ~1M Ω | ± 200 | -55°C~+155°C | <50m Ω | 1A |
| 4D02 | 1/16W | 50V | 100V | 100V | 10 Ω ~1M Ω | ± 200 | | | |
| 2D03 | 1/16W | 50V | 100V | 100V | 10 Ω ~1M Ω | ± 200 | | | |
| 4D03 | 1/16W | 50V | 100V | 300V | 1 Ω ~1M Ω | $\geq 10 \Omega : \pm 200$ <10 $\Omega : \pm 400$ | | | |
| 4DP3 | 1/10W | 50V | 100V | 300V | 1 Ω ~1M Ω | $\geq 10 \Omega : \pm 200$ <10 $\Omega : \pm 400$ | | | |
| 16P8 | 1/16W | 50V | 100V | 300V | 1 Ω ~1M Ω | $\geq 10 \Omega : \pm 200$ <10 $\Omega : \pm 400$ | | | |
| 2C02 | 1/16W | 50V | 100V | 100V | 10 Ω ~1M Ω | ± 200 | | | |
| 4C02 | 1/16W | 50V | 100V | 100V | 10 Ω ~1M Ω | ± 200 | | | |
| 4C03 | 1/16W | 50V | 100V | 300V | 1 Ω ~1M Ω | $\geq 10 \Omega : \pm 200$ <10 $\Omega : \pm 400$ | | | |
| 2F01 | 1/20W | 12.5V | 25V | / | 10 Ω ~1M Ω | ± 200 | | | |
| 4F01 | 1/20W | 12.5V | 25V | / | 10 Ω ~1M Ω | ± 200 | | | |

4.0 Structure:



- 1: High purity alumina substrate
- 2: Protective covering
- 3: Resistive covering
- 4: Termination (inner) Ag/Pd
- 5: Termination (between) Ni plating
- 6: Termination (outer) Sn plating

| Approved | Checked | Prepared | File NO. | Edition | Date | Page |
|--------------|---------|---------------|------------|---------|------------|------|
| William Zhao | Ted Hsu | Chengxia Tang | JLC-01-015 | 1 | 2017/06/12 | 6/14 |



ISO14001



ISO/TS16949



244546



245468



REG.-Nr.A759



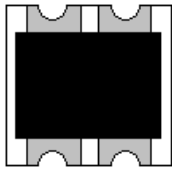
CQC04001610658

5.0 Marking:

5.1 Normal for 2C02 & 4C02 size, no marking on the body, 0Ω resistors is no marking too.

Normal of 4C03 size, the marking as following:

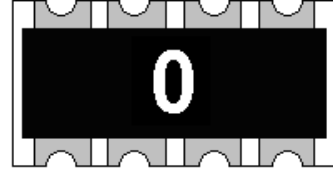
EXAMPLE:



2C02



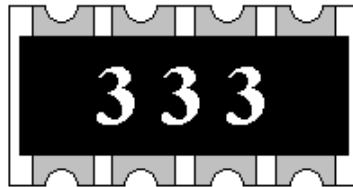
4C02



4C03

5.2 ±5% Tolerance of 4C03 size: the first two digits are significant figures of resistance and the third denotes number of zeros following.

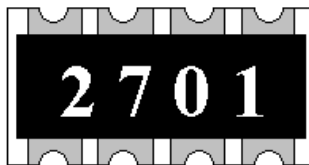
EXAMPLE:



33000 → 33KΩ

5.3 ±1% Tolerance of 4C03, size: first three digits are significant figures of resistance and the fourth denotes number of zeros following.

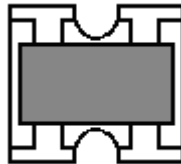
EXAMPLE:



2701 → 2.7KΩ

5.4 Normal for 2D02 sizes, no marking on the body. 0Ω resistors is no marking too

EXAMPLE:



| Approved | Checked | Prepared | File NO. | Edition | Date | Page |
|--------------|---------|---------------|------------|---------|------------|------|
| William Zhao | Ted Hsu | Chengxia Tang | JLC-01-015 | 1 | 2017/06/12 | 7/14 |



5.5 $\pm 5\%$ Tolerance of 4D02, 2D03, 4D03, 4DP3 and 16P8 size: the first two digits are significant figures of resistance and the third denotes number of zeros following

EXAMPLE:

2D03



33000 \rightarrow 33K Ω

4D02, 4D03, 4DP3



33000 \rightarrow 33K Ω

16P8



33000 \rightarrow 33K Ω

5.6 $\pm 1\%$ Tolerance of 4D02, 2D03, 4D03, 4DP3 and 16P8 size: first three digits are significant figures of resistance and the fourth denotes number of zeros following

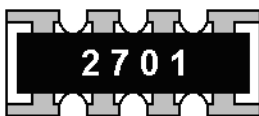
EXAMPLE:

2D03



2701 \rightarrow 2.7K Ω

4D02, 4D03



2701 \rightarrow 2.7K Ω

16P8

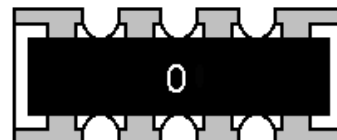


2701 \rightarrow 2.7K Ω

5.7 0 Ω Normal of 4D02, 4D03, 16P8 size, the marking as following:



2D03



4D02, 4D03, 4DP3



16P8

| Approved | Checked | Prepared | File NO. | Edition | Date | Page |
|--------------|---------|---------------|------------|---------|------------|------|
| William Zhao | Ted Hsu | Chengxia Tang | JLC-01-015 | 1 | 2017/06/12 | 8/14 |



5.8 Normal for 2F01, 4F01 sizes, no marking on the body. 0Ω resistors is no marking too



6.0 Power Rating:

Resistors shall have a power rating based on continuous load operation at an ambient temperature from -55°C to 70°C. For temperature in excess of 70°C, the load shall be derate as shown in figure 1



6.1 Voltage rating:

Resistors shall have a rated direct-current (DC) continuous working Voltage or an approximate sine-wave root-mean-square (RMS) alternating-current (AC) continuous working voltage at commercial-line frequency and waveform corresponding to the power rating, as determined from the following formula:

$$RCWV = \sqrt{P \times R}$$

Where: RCWV commercial-line frequency and waveform (Volt.)

P = power rating (WATT.)

R = nominal resistance (OHM)

The overload voltage is 2.5 times RCWV or Max. Overload voltage whichever is less.

In no case shall the rated DC or RMS AC continuous working voltage be greater than the applicable maximum value.

| Approved | Checked | Prepared | File NO. | Edition | Date | Page |
|--------------|---------|---------------|------------|---------|------------|------|
| William Zhao | Ted Hsu | Chengxia Tang | JLC-01-015 | 1 | 2017/06/12 | 9/14 |



ISO14001



ISO/TS16949



244546



245468



REG.-Nr.A759



CQC04001610658

7.0 Performance Specification:

| Characteristic | Limits | Test Method (JIS-C-5201&5202) |
|-----------------------------------|---|--|
| Temperature Coefficient | Reference 3.3 | 4.8 natural resistance changes per temp. Degree centigrade $\frac{R_2 - R_1}{R_1(T_2 - T_1)} \times 10^6 \text{ (PPM/}^\circ\text{C)}$ R ₁ : resistance value at room temp. (T ₁) R ₂ : resistance value at room temp. +100°C (T ₂) Test pattern: room temp. (T ₁), room temp. +100°C (T ₂) |
| *Short-time overload | ±(2%+0.1Ω) MAX 2F01: 1%: ±1%+0.05Ω 5%: ±2%+0.05Ω * ΔR<50mΩ | 4.13 Permanent resistance change after the application of 2.5 times RCWV for 5 seconds. Apply max overload current for 0Ω |
| * Insulation resistance | ≥1,000 MΩ | 4.6 the measuring voltage shall be ,measured with a direct voltage of (100±15)v or a voltage equal to the dielectric withstanding voltage., and apply for 1min |
| Terminal bending | ±(1%+0.05Ω) Max | 4.33 Twist of test board: Y/x = 3/90 mm for 60Seconds |
| * Dielectric withstanding voltage | No evidence of flashover mechanical damage, arcing or insulation breaks down. | 4.7 Resistors shall be clamped in the trough of a 90° metallic v-block and shall be tested at ac potential respectively specified in the given list of each product type for 60-70 seconds. |
| Soldering heat | Resistance change rate is: ±(1%+0.05Ω) Max | 4.18 Dip the resistor into a solder bath having a temperature of 260°C±5°C and hold it for 10±1 seconds. |
| *Solderability | 95% coverage Min. Go up tin rate bigger than half of end pole | Wave solder: Test temperature of solder: 245°C±3°C dipping time in solder: 2-3 seconds. Reflow:  |

| Approved | Checked | Prepared | File NO. | Edition | Date | Page |
|--------------|---------|---------------|------------|---------|------------|-------|
| William Zhao | Ted Hsu | Chengxia Tang | JLC-01-015 | 1 | 2017/06/12 | 10/14 |



| Temperature cycling | $\Delta R/R \leq \pm(1.0\% + 0.05\Omega)$ 2F01: 1%: $\pm 0.5\% + 0.05\Omega$ 5%: $\pm 1\% + 0.05\Omega$ | 4.19 Resistance change after continuous five cycles for duty cycle specified below: | | | | | | | | | | | | | |
|---|---|---|------|-------------|------|---|-----------|---------|---|------------|----------------|---|------------|---------|---|
| | | <table border="1"> <thead> <tr> <th>STEP</th> <th>TEMPERATURE</th> <th>TIME</th> </tr> </thead> <tbody> <tr> <td>1</td> <td>-55°C±3°C</td> <td>30 MINS</td> </tr> <tr> <td>2</td> <td>ROOM TEMP.</td> <td>10 --- 15 MINS</td> </tr> <tr> <td>3</td> <td>+155°C±2°C</td> <td>30 MINS</td> </tr> <tr> <td>4</td> <td>ROOM TEMP.</td> <td>10 --- 15 MINS</td> </tr> </tbody> </table> *Step1-4 Continuous 5 cycles | STEP | TEMPERATURE | TIME | 1 | -55°C±3°C | 30 MINS | 2 | ROOM TEMP. | 10 --- 15 MINS | 3 | +155°C±2°C | 30 MINS | 4 |
| STEP | TEMPERATURE | TIME | | | | | | | | | | | | | |
| 1 | -55°C±3°C | 30 MINS | | | | | | | | | | | | | |
| 2 | ROOM TEMP. | 10 --- 15 MINS | | | | | | | | | | | | | |
| 3 | +155°C±2°C | 30 MINS | | | | | | | | | | | | | |
| 4 | ROOM TEMP. | 10 --- 15 MINS | | | | | | | | | | | | | |
| *Load life in humidity | $\pm(3.0\% \pm 0.1\Omega)$ Max. 2F01: 1%: $\pm 2\% + 0.1\Omega$ 5%: $\pm 3\% \pm 0.1\Omega$ | 7.9 Resistance change after 1,000 hours (1.5 hours "ON", 0.5 hour "OFF") at RCWV in a humidity chamber controlled at 40°C±2°C and 90 to 95% relative humidity. | | | | | | | | | | | | | |
| | | * $\Delta R < 50m\Omega$ Apply to rated current for 0Ω | | | | | | | | | | | | | |
| *Load life | $\pm(3.0\% \pm 0.1\Omega)$ Max. 2F01: 1%: $\pm 2\% + 0.1\Omega$ 5%: $\pm 3\% \pm 0.1\Omega$ | 4.25.1 Permanent resistance change after 1,000 hours operating at RCWV with duty cycle 1.5 hours "ON", 0.5 hour "OFF", at 70°C±2°C ambient. | | | | | | | | | | | | | |
| | | * $\Delta R < 50m\Omega$ Apply to rated current for 0Ω | | | | | | | | | | | | | |
| The resistors of 0Ω only can do the characteristic noted of * | | | | | | | | | | | | | | | |

8.0 Explanation of Part No. System:

The standard Part No. includes 14 digits with the following explanation:

8.1 This is to indicate the Chip Array Resistor size.

Example: 2D02, 4D02, 2D03, 4D03, 4DP3, 16P8, 2C02, 4C02, 4C03, 2F01, 4F01

8.2 5th~6th digits:

8.2.1 This is to indicate the wattage or power rating. To dieting the size and the numbers,

The following codes are used; and please refer to the following chart for detail:

W=Normal Size; "1" ~ "G" to denotes "1" ~ "16" as Hexadecimal:

1/16W~1W:

| | | | | |
|-------------|-----|-----|------|------|
| Wattage | 1/2 | 1/8 | 1/10 | 1/16 |
| Normal Size | W2 | W8 | WA | WG |

8.2.2 For power rating less than 1 watt, the 5th digit will be the letters W to represent the size required & the 6th digit will be a number or a letter code.

Example: WG=1/16W

8.3 The 7th digit is to denote the Resistance Tolerance. The following letter code is to be used for indicating the standard Resistance Tolerance.

F=±1% G=±2% J=±5% K= ±10%

| | | | | | | |
|--------------|---------|---------------|------------|---------|------------|-------|
| Approved | Checked | Prepared | File NO. | Edition | Date | Page |
| William Zhao | Ted Hsu | Chengxia Tang | JLC-01-015 | 1 | 2017/06/12 | 11/14 |



8.4 The 8th to 11th digits is to denote the Resistance Value.

8.4.1 For the standard resistance values of E-24 series, the 8th digit is “0”, the 9th & 10th digits are to denote the significant figures of the resistance and the 11th digit is the number of zeros following;

For the standard resistance values of E-96 series, the 8th digit to the 10th digits is to denote the significant figures of the resistance and the 11th digit is the zeros following.

8.4.2 The following number s and the letter codes are to be used to indicate the number of zeros in the 11th digit:

0=10⁰ 1=10¹ 2=10² 3=10³ 4=10⁴ 5=10⁵ 6=10⁶ J=10⁻¹ K=10⁻² L=10⁻³ M=10⁻⁴

8.4.3 The 12th, 13th & 14th digits.

The 12th digit is to denote the Packaging Type with the following codes:

C=Bulk in (Chip Product) T=Tape/Reel

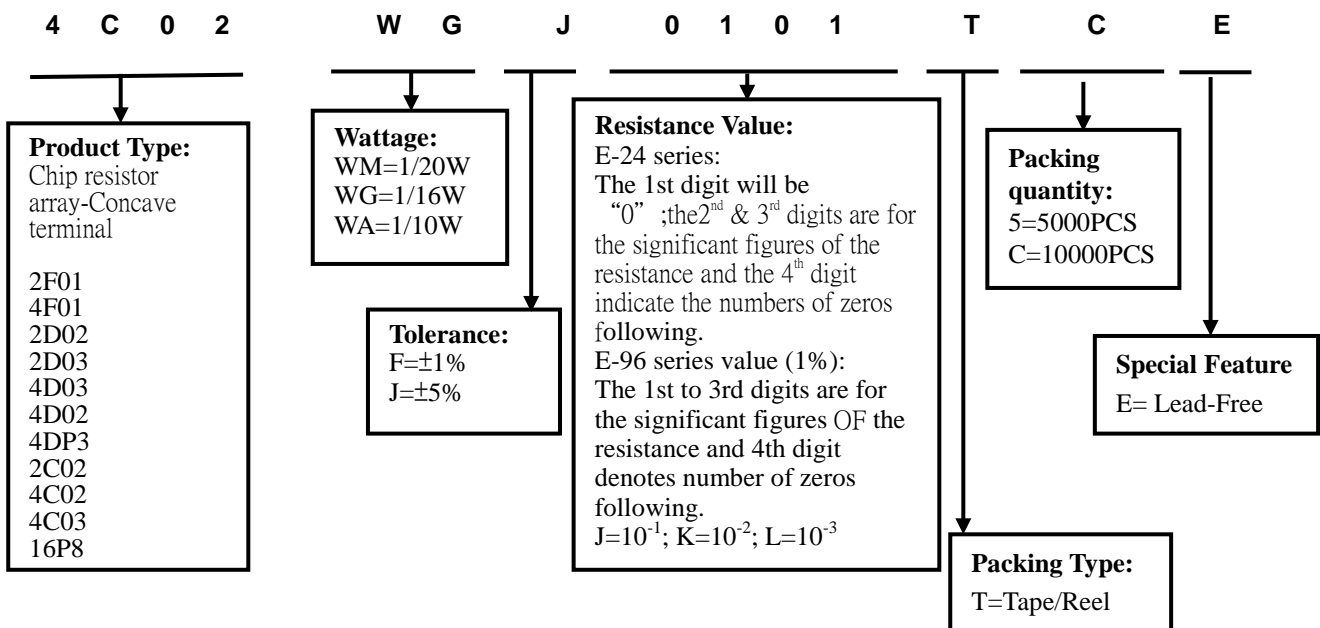
8.4.4 The 13th digit is normally to indicate the Packing Quantity of Tape/Box & Tape/Reel packaging types. The following letter code is to be used for some packing quantities:

1=1000pcs 2=2000pcs 3=3000pcs 4=4000pcs
5=5000pcs C=10000pcs D=20000pcs E=15000pcs

8.4.5 For some items, the 14th digit alone can use to denote special features of additional information with the following codes:

E=For “Environmental Protection, Lead Free type” of Chip.

9.0 Ordering Procedure: (Example: 4C02 1/16W ±5% 100Ω T/R-10000)



| Approved | Checked | Prepared | File NO. | Edition | Date | Page |
|--------------|---------|---------------|------------|---------|------------|-------|
| William Zhao | Ted Hsu | Chengxia Tang | JLC-01-015 | 1 | 2017/06/12 | 12/14 |



ISO14001



ISO/TS16949



244546



245468



REG.-Nr.A759



CQC04001610658

10.0 Packaging:

10.1 Tapping Dimension:



Unit: mm

| TYPE | A ±0.2 | B ±0.2 | C±0.05 | $\begin{matrix} +0.1 \\ \Phi D \\ -0 \end{matrix}$ | E±0.1 | F±0.05 | G±0.1 | W±0.2 | T±0.1 |
|-----------|--------|--------|--------|--|-------|--------|-------|-------|-------|
| 2D02,2C02 | 1.20 | 1.20 | 2.00 | 1.50 | 1.75 | 3.50 | 4.00 | 8.00 | 0.45 |
| 4D02,4C02 | 1.20 | 2.20 | 2.00 | 1.50 | 1.75 | 3.50 | 4.00 | 8.00 | 0.70 |
| 2F01 | 0.79 | 1.00 | 2.00 | 1.50 | 1.75 | 3.50 | 4.00 | 8.00 | 0.50 |
| 4F01 | 0.90 | 1.70 | 2.00 | 1.50 | 1.75 | 3.50 | 4.00 | 8.00 | 0.50 |



Unit: mm

| TYPE | A ±0.2 | B ±0.2 | C±0.05 | $\begin{matrix} +0.1 \\ \Phi D \\ -0 \end{matrix}$ | E±0.1 | F±0.05 | G±0.1 | W±0.2 | T±0.1 |
|-----------|--------|--------|--------|--|-------|--------|-------|-------|-------|
| 4D03,4C03 | 2.00 | 3.60 | 2.00 | 1.50 | 1.75 | 3.50 | 4.00 | 8.00 | 0.83 |
| 2D03 | 1.90 | 1.90 | 2.00 | 1.50 | 1.75 | 3.50 | 4.00 | 8.00 | 0.83 |
| 16P8 | 1.80 | 4.30 | 2.00 | 1.50 | 1.75 | 5.50 | 4.00 | 12.00 | 0.75 |

| Approved | Checked | Prepared | File NO. | Edition | Date | Page |
|--------------|---------|---------------|------------|---------|------------|-------|
| William Zhao | Ted Hsu | Chengxia Tang | JLC-01-015 | 1 | 2017/06/12 | 13/14 |



10.2 Dimension:



Unit: mm

| TYPE | Quantity per Reel | A ± 0.5 | B ± 0.5 | C ± 0.5 | D ± 1.0 | M ± 2.0 | W ± 1.0 |
|------|-------------------|---------|---------|---------|---------|---------|---------|
| 2D02 | 10,000PCS | 2.0 | 13.0 | 21.0 | 60.0 | 178.0 | 10.0 |
| 4D02 | 10,000PCS | 2.0 | 13.0 | 21.0 | 60.0 | 178.0 | 10.0 |
| 2D03 | 5,000PCS | 2.0 | 13.0 | 21.0 | 60.0 | 178.0 | 10.0 |
| 4D03 | 5,000PCS | 2.0 | 13.0 | 21.0 | 60.0 | 178.0 | 10.0 |
| 4DP3 | 5,000PCS | 2.0 | 13.0 | 21.0 | 60.0 | 178.0 | 10.0 |
| 16P8 | 4,000PCS | 2.0 | 13.0 | 21.0 | 60.0 | 178.0 | 13.8 |
| 2C02 | 10,000PCS | 2.0 | 13.0 | 21.0 | 60.0 | 178.0 | 10.0 |
| 4C02 | 10,000PCS | 2.0 | 13.0 | 21.0 | 60.0 | 178.0 | 10.0 |
| 4C03 | 5,000PCS | 2.0 | 13.0 | 21.0 | 60.0 | 178.0 | 10.0 |
| 2F01 | 10,000PCS | 2.0 | 13.0 | 21.0 | 60.0 | 178.0 | 10.0 |
| 4F01 | 10,000PCS | 2.0 | 13.0 | 21.0 | 60.0 | 178.0 | 10.0 |

11.0 Precaution for storage/Transportation:

- 11.1 UNIOHM recommend the storage condition temperature: 15°C~35°C, humidity :25%~75%.
(Put condition for individual product)
Even under UNIOHM recommended storage condition, solderability of products over 1 year old. (Put condition for each product) may be degraded.
- 11.2 Store / transport cartons in the correct direction, which is indicated on a carton as a symbol.
Otherwise bent leads may occur due to excessive stress applied when dropping of a carton.
- 11.3 Product performance and soldered connections may deteriorate if the products are stored in the following places:
- Storage in high Electrostatic
 - Storage in direct sunshine、rain and snow or condensation
 - Where the products are exposed to sea winds or corrosive gases, including Cl₂, H₂S₃, NH₃, SO₂, NO₂.

| Approved | Checked | Prepared | File NO. | Edition | Date | Page |
|--------------|---------|---------------|------------|---------|------------|-------|
| William Zhao | Ted Hsu | Chengxia Tang | JLC-01-015 | 1 | 2017/06/12 | 14/14 |

X-ON Electronics

Largest Supplier of Electrical and Electronic Components

Click to view similar products for [Resistor Networks & Arrays](#) category:

Click to view products by [Uniroyal](#) manufacturer:

Other Similar products are found below :

[CS6600552K000B8768](#) [CSC06A0122K0GEJ](#) [M8340105K1002FGD03](#) [M8340105M4700JGD03](#) [M8340106M2002GCD03](#)
[M8340107K1471FGD03](#) [M8340107K2261FGD03](#) [M8340107M1501GGD03](#) [M8340108K1001FCD03](#) [M8340108K2402GGD03](#)
[M8340108K3240FGD03](#) [M8340108K3242FGD03](#) [M8340108K3322FCD03](#) [M8340109K2002FCD03](#) [M8340109K4700GGD03](#)
[M8340109M4701GCD03](#) [M8340109MA010GHD03](#) [EXB-24N121JX](#) [EXB-24N330JX](#) [EXB-24N470JX](#) [744C083101JTR](#) [EXB-U14360JX](#)
[EXB-U18240JX](#) [744C083270JTR](#) [745C102472JP](#) [745X101103JP](#) [767161104G](#) [MDP1603100KGE04](#) [770101223](#) [MNR04M0APJ471](#)
[MNR14E0APJ100](#) [MNR18E0APJ102](#) [MNR18E0APJ680](#) [ACAS06S0830339P100](#) [ACAS06S0830343P100](#) [ACAS06S0830344P100](#)
[RAVF164DJT68K0](#) [RM2012A-102/104-PBVW10](#) [RM2012A-102503-PBVW10](#) [RM2012A-502104-PBVW10](#) [NRSN04I4J220TRF](#)
[NRSNA4I4J330TRF](#) [8B472TR4](#) [ACAS06S0830341P100](#) [ACAS06S0830342P100](#) [ACAS06S0830345P100](#) [EXB-18N390JX](#) [EXB-U14220JX](#)
[EXB-U14470JX](#) [EXB-U18330JX](#)