



UNI-ROYAL
厚聲集團

DATA SHEET

Product Name Automotive Thick Film Chip Resistors

Part Name CQ Series

Uniroyal Electronics Global Co., Ltd.

88 Longteng Road, Economic & Technical Development Zone, Kunshan, Jiangsu, China

Tel +86 512 5763 1411 / 22 /33

Email marketing@uni-royal.cn

Manufacture Plant Uniroyal Electronics Industry (kunshan) co., ltd.
Uniroyal Electronics Industry Co., Ltd.
Uniroyal Electronics Global Co.,Ltd Shenzhen Branch
Aeon Technology Corporation
Uniroyal Electronics Global Co.,Ltd Xiamen Branch
Kunshan Foss Electronic material Co., Ltd.
Royal Electronic Factory (thailand) co., ltd

Brands *RoyalOhm* *UniOhm*



1. Scope

- 1.1 This specification for approve relates to the Automotive Thick Film Chip Resistors manufactured by UNI-ROYAL Application automobile.
- 1.2 The test items follow the test standard of AEC-Q200.
- 1.3 Anti-Sulfidation
- 1.4 Application car、IPAD、LED Lamps、 Intelligent home appliances , Medical equipment, Kinds of industrial control devices & industrial supplies

2. Part No. System

Part No. includes 14 codes shown as below:

2.1 1st~4th codes: Part name. E.g.: CQ01,CQ02,CQ03,CQ05,CQ06,CQ07,CQ10,CQ12

2.2 5th~6th codes: Power rating.

E.g.: W=Normal Size		“1~G” = “1~16”								
Wattage	1/32	3/4	1/2	1/3	1/4	1/8	1/10	1/16	1/20	1
Normal Size	WH	07	W2	W3	W4	W8	WA	WG	WM	1W

If power rating is lower or equal than 1 watt, 5th code would be “W” and 6th code would be a number or letter.

E.g.: WA=1/10W W4=1/4W

2.3 7th code: Tolerance. E.g.: D=±0.5% F=±1% G=±2% J=±5% K= ±10%

2.4 8th~11th codes: Resistance Value.

2.4.1 If value belongs to standard value of ≥5% series, 8th code would be zero, 9th~10th codes are significant figures of the resistance and 11th code is the power of ten.

2.4.2 If value belongs to standard value of ≤2% series, 8th~10th codes are significant figures of the resistance, and 11th code is the power of ten.

2.4.3 11th codes listed as following:

0=10⁰ 1=10¹ 2=10² 3=10³ 4=10⁴ 5=10⁵ 6=10⁶ J=10⁻¹ K=10⁻² L=10⁻³ M=10⁻⁴

2.5 12th~14th codes.

2.5.1 12th code: Packaging Type. E.g.: C=Bulk T=Tape/Reel

2.5.2 13th code: Standard Packing Quantity.

4=4000pcs 5=5000pcs C=10000pcs D=20000pcs E=15000pcs

Chip Product: BD=B/B-20000pcs TC=T/R-10000pcs

2.5.3 14th code: Special features.

E = Environmental Protection, Lead Free, or Standard type.

3. Ordering Procedure

(Example: CQ05 1/8W ±5% 10K Ω T/R-5000)



4. Marking

(1) Normally, the making of CQ01,CQ02 resistors as following



(2) Normally, the making of 0Ω CQ03, 0Ω CQ05, 0Ω CQ06, 0Ω CQ07, 0Ω CQ10, 0Ω CQ12, resistors as following



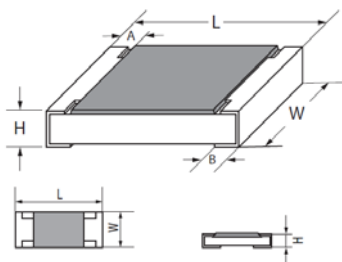
(3) ±5%Tolerance: The first two digits are significant figures of resistance and the third denotes number of zeros following



(4) ±1% Tolerance: 4 digits, first three digits are significant; fourth digit is number of zeros. Letter r is decimal point.



5. Dimension



Type	Dimension(mm)				
	L	W	H	A	B
CQ01(0201)	0.60±0.03	0.30±0.03	0.23±0.03	0.12±0.05	0.15±0.05
CQ02(0402)	1.00±0.10	0.50±0.05	0.35±0.05	0.20±0.10	0.25±0.10
CQ03(0603)	1.60±0.10	0.80±0.10	0.45±0.10	0.30±0.20	0.30±0.20
CQ05(0805)	2.00±0.15	1.25 +0.15/-0.10	0.55±0.10	0.40±0.20	0.40±0.20
CQ06(1206)	3.10±0.15	1.55+0.15/-0.10	0.55±0.10	0.45±0.20	0.45±0.20
CQ07(1210)	3.10±0.10	2.60±0.20	0.55±0.10	0.50±0.25	0.50±0.20
CQ10(2010)	5.00±0.10	2.50±0.20	0.55±0.10	0.60±0.25	0.50±0.20
CQ12(2512)	6.35±0.10	3.20±0.20	0.55±0.10	0.60±0.25	0.50±0.20

6. Resistance Range

Type	Power Rating at 70°C	Resistance Range	
		1.0%	5.0%
CQ01	1/20W	1Ω-10MΩ	1Ω-10MΩ
CQ02	1/16W	1Ω-10MΩ	1Ω-10MΩ
CQ03	1/10W	1Ω-10MΩ	1Ω-10MΩ
CQ05	1/8W	1Ω-10MΩ	1Ω-10MΩ
CQ06	1/4W	1Ω-10MΩ	1Ω-10MΩ
CQ07	1/2W	1Ω-10MΩ	1Ω-10MΩ
CQ10	3/4W	1Ω-10MΩ	1Ω-10MΩ
CQ12	1W	1Ω-10MΩ	1Ω-10MΩ

7. Ratings

Type	Max. Working Voltage	Max. Overload Voltage	Dielectric withstanding Voltage	Resistance Value of Jumper	Rated Current of Jumper	Max. Overload Current of Jumper	Operating Temperature
CQ01	25V	50V	/	<50mΩ	0.5A	1A	-55°C~155°C
CQ02	50V	100V	100V	<50mΩ	1A	2A	-55°C~155°C
CQ03	75V	150V	300V	<50mΩ	1A	2A	-55°C~155°C
CQ05	150V	300V	500V	<50mΩ	2A	5A	-55°C~155°C
CQ06	200V	400V	500V	<50mΩ	2A	10A	-55°C~155°C
CQ07	200V	500V	500V	<50mΩ	2A	10A	-55°C~155°C
CQ10	200V	500V	500V	<50mΩ	2A	10A	-55°C~155°C
CQ12	200V	500V	500V	<50mΩ	2A	10A	-55°C~155°C

8. Recommend the size of welding plate



Type	Dimension(mm)			
	A	B	C	D
CQ01	0.3±0.05	0.35±0.05	0.4±0.05	1.0±0.05
CQ02	0.50±0.05	0.45±0.05	0.5±0.05	1.4±0.05
CQ03	0.8±0.05	0.65±0.05	0.8±0.05	2.1±0.05
CQ05	1.0±0.1	1.0±0.1	1.3±0.1	3.0±0.1
CQ06	2.0±0.1	1.1±0.1	1.6±0.1	4.2±0.1
CQ07	2.0±0.1	1.1±0.1	2.6±0.1	4.2±0.1
CQ10	3.6±0.1	1.3±0.1	2.6±0.1	6.2±0.1
CQ12	4.9±0.1	1.6±0.1	3.3±0.1	8.1±0.1

9. Derating Curve

Resistors shall have a power rating based on continuous load operation at an ambient temperature from -55°C to 70°C. For temperature in excess of 70°C, the load shall be derated as shown in figure 1

Figure 1



Voltage rating:

Resistors shall have a rated direct-current (DC) continuous working

voltage or an approximate sine-wave root-mean-square (RMS) alternating-current (AC) continuous working voltage at commercial-line frequency and waveform corresponding to the power rating, as determined from the following formula:

$$RCWV = \sqrt{P \times R}$$

Where: RCWV commercial-line frequency and waveform (Volt.)

P = power rating (WATT.) R = nominal resistance (OHM)

In no case shall the rated DC or RMS AC continuous working voltage be greater than the applicable maximum value.

The overload voltage is 2.5 times RCWV or Max. Overload voltage whichever is less

10. Structure



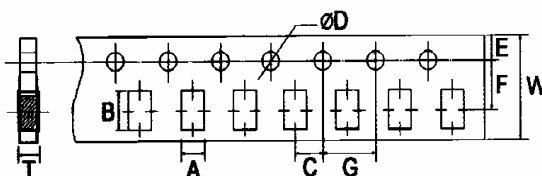
Flame Retardance	No flame	AEC-Q200-001	Only requested, when voltage/power will increase the surface temp to 350°C. Apply voltage from 9V to 32V. No flame; No explosion.
Resistance to Soldering Heat	$\pm(1.0\%+0.05\Omega)$	MIL-STD-202 Method 210	Condition B No per-heat of samples. Note: Single Wave Solder-Procedure 2 for SMD and Procedure 1 for Leaded with solder within 1.5mm of device body.
	<50m Ω		
Sulfuration test	$\pm 5\%:(5.0\%+0.05\Omega)$ $\pm 1\%:(1.0\%+0.05\Omega)$	ASTM B-809-95	sulfur(saturated vapor) , Temperature: 50 $\pm 2^\circ\text{C}$ Humidity: 86 ~ 90%RH, 1000H .

 Sulfuration test: H₂S 3~5PPM 50°C $\pm 2^\circ\text{C}$ 91%~93%RH 1000H

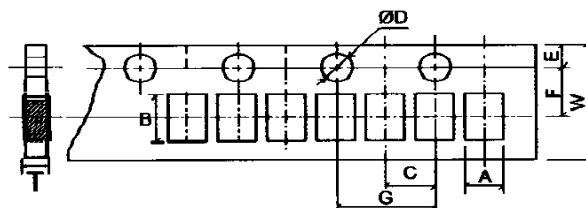
 $\pm 5\%:(5.0\%+0.05\Omega)$; $\pm 1\%:(1.0\%+0.05\Omega)$

12. Packing of Surface Mount Resistors

12.1 Dimension of Paper Taping :(Unit: mm)

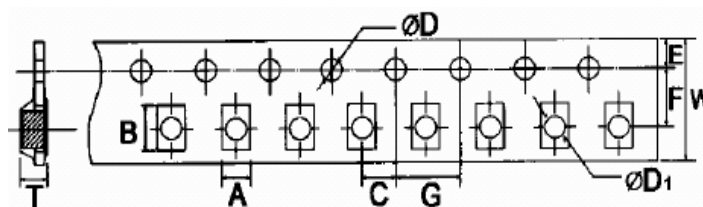


Type	A	B	C ± 0.05	$\begin{matrix} +0.1 \\ \phi D \\ -0 \end{matrix}$	E ± 0.1	F ± 0.05	G ± 0.1	W ± 0.2	T
CQ01	0.40 ± 0.05	0.70 ± 0.05	2.00	1.50	1.75	3.50	4.00	8.00	0.42 ± 0.1
CQ02	0.65 ± 0.1	1.20 ± 0.1	2.00	1.50	1.75	3.50	4.00	8.00	0.42 ± 0.05



Type	A ± 0.2	B ± 0.2	C ± 0.05	$\begin{matrix} +0.1 \\ \phi D \\ -0 \end{matrix}$	E ± 0.1	F ± 0.05	G ± 0.1	W ± 0.2	T ± 0.1
CQ03	1.10	1.90	2.00	1.50	1.75	3.50	4.00	8.00	0.67
CQ05	1.65	2.40	2.00	1.50	1.75	3.50	4.00	8.00	0.81
CQ06	2.00	3.60	2.00	1.50	1.75	3.50	4.00	8.00	0.81
CQ07	2.80	3.50	2.00	1.50	1.75	3.50	4.00	8.00	0.75

12.2 Dimension of Embossed Taping: (Unit: mm)



Type	A ± 0.2	B ± 0.2	C ± 0.05	$\begin{matrix} +0.1 \\ \phi D \\ -0 \end{matrix}$	$\begin{matrix} +0.25 \\ \phi D1 \\ -0 \end{matrix}$	E ± 0.1	F ± 0.05	G ± 0.1	W ± 0.2	T ± 0.1
CQ10	2.90	5.60	2.00	1.50	1.50	1.75	5.50	4.00	12.00	1.00
CQ12	3.50	6.70	2.00	1.50	1.50	1.75	5.50	4.00	12.00	1.00

12.3 Dimension of Reel : (Unit: mm)



Type	Taping	Qty/Reel	A±0.5	B±0.5	C±0.5	D±1	M±2	W±1
CQ01	Paper	10,000pcs	2.0	13.0	21.0	60.0	178.0	10.0
CQ02	Paper	10,000pcs	2.0	13.0	21.0	60.0	178.0	10.0
CQ03	Paper	5,000pcs	2.0	13.0	21.0	60.0	178.0	10.0
CQ05	Paper	5,000pcs	2.0	13.0	21.0	60.0	178.0	10.0
CQ06	Paper	5,000pcs	2.0	13.0	21.0	60.0	178.0	10.0
CQ07	Paper	5,000pcs	2.0	13.0	21.0	60.0	178.0	10.0
CQ10	Embossed	4,000pcs	2.0	13.0	21.0	60.0	178.0	13.8
CQ12	Embossed	4,000pcs	2.0	13.0	21.0	60.0	178.0	13.8

13. Note

- 13.1. UNI-ROYAL recommend the storage condition temperature: 15°C~35°C, humidity :25%~75%.
(Put condition for individual product).Even under UNI-ROYAL recommended storage condition, solderability of products over 1 year old.
(Put condition for each product) may be degraded.
- 13.2. Store / transport cartons in the correct direction, which is indicated on a carton as a symbol.
Otherwise bent leads may occur due to excessive stress applied when dropping of a carton.
- 13.3. Product performance and soldered connections may deteriorate if the products are stored in the following places:
 - a. Storage in high Electrostatic.
 - b. Storage in direct sunshine 、rain and snow or condensation.

14. Record

Version	Description of amendment	Page	Date	Amended by	Checked by
1	First issue of this specification	1~7	Mar.20, 2018	Chen Haiyan	Chen Nana
2	Modify the product name	1~7	Nov.22, 2018	Chen Haiyan	Chen Nana
3	Modify the Performance Specification	5~6	Feb.16, 2019	Chen Haiyan	Xu Yuhua
4	Experimental method and standard for adding vulcanization	6	Mar.05, 2019	Chen Haiyan	Xu Yuhua

Uniroyal Electronics Global Co., Ltd. , all rights reserved. Spec. herein would be changed at any time without prior notice.

X-ON Electronics

Largest Supplier of Electrical and Electronic Components

Click to view similar products for [Thick Film Resistors - SMD category](#):

Click to view products by [Uniroyal manufacturer](#):

Other Similar products are found below :

[CR-05FL7--150R](#) [CR-05FL7--698K](#) [CR-12FP4--324R](#) [CR-12JP4--680R](#) [M55342K06B10D0RS6](#) [M55342K06B14E0RS6](#)
[M55342K06B1E78RS3](#) [M55342K06B24E9RS6](#) [M55342K06B6E19RWL](#) [M55342K06B6E81RS3](#) [M55342M05B200DRWB](#)
[M55342M06B4K70MS3](#) [MC0603-511-JTW](#) [742C083750JTR](#) [MCR01MZPF1202](#) [MCR01MZPF1601](#) [MCR01MZPF1800](#)
[MCR01MZPF6201](#) [MCR01MZPF9102](#) [MCR01MZPJ113](#) [MCR01MZPJ121](#) [MCR01MZPJ125](#) [MCR01MZPJ751](#) [MCR03EZHZ103](#)
[MCR03EZPF2004](#) [MCR03EZPJ270](#) [MCR03EZPJ821](#) [MCR10EZPF1102](#) [MCR10EZPF2700](#) [MCR18EZPJ330](#) [RC0603F1473CS](#)
[RC0603F150CS](#) [RC1005F1152CS](#) [RC1005F1182CS](#) [RC1005F1372CS](#) [RC1005F183CS](#) [RC1005F1911CS](#) [RC1005F1912CS](#)
[RC1005F203CS](#) [RC1005F2052CS](#) [RC1005F241CS](#) [RC1005F2431CS](#) [RC1005F3011CS](#) [RC1005F303CS](#) [RC1005F4321CS](#)
[RC1005F4642CS](#) [RC1005F471CS](#) [RC1005F4751CS](#) [RC1005F5621CS](#) [RC1005F6041CS](#)