



UNI-ROYAL
厚聲集團

DATA SHEET

Product Name Flex Led Strip Use Thick Film Chip Resistors

Part Name LE05/LE06 Series

Uniroyal Electronics Global Co., Ltd.

88#, Longteng Road, Economic & Technical Development Zone, Kunshan, Jiangsu, China

Tel +86 512 5763 1411 / 22 /33

Email marketing@uni-royal.cn

Manufacture Plant Uniroyal Electronics Industry Co., Ltd.

Aeon Technology Corporation

Royal Electronic Factory (Thailand) Co., Ltd.

Royal Technology (Thailand) Co., Ltd.

1. Scope:

- 1.1 This datasheet is the characteristics of Flex Led Strip Use Thick Film Chip Resistor manufactured by UNI-ROYAL.
- 1.2 Suit for reflow.
- 1.3 Stable electrical capability , high reliability.
- 1.4 Low assembly cost, suit for automatic SMT equipment
- 1.5 Superior mechanical strength and high frequency characteristics
- 1.6 According with ROHS standard and Halogen-free

2. Part No. System

Part No. includes 14 codes shown as below:

2.1 1st~4th codes: Part name. E.g.: LE05、LE06

2.2 5th~6th codes: Power rating.

| E.g.: W=Normal Size | | "1~G" = "1~16" | | | | | | | | |
|---------------------|------|----------------|-----|-----|-----|-----|------|------|------|----|
| Wattage | 1/32 | 3/4 | 1/2 | 1/3 | 1/4 | 1/8 | 1/10 | 1/16 | 1/20 | 1 |
| Normal Size | WH | 07 | W2 | W3 | W4 | W8 | WA | WG | WM | 1W |

If power rating is equal or lower than 1 watt, 5th code would be "W" and 6th code would be a number or letter.

E.g.: WA=1/10W W4=1/4W

2.3 7th code: Tolerance. E.g.: D=±0.5% F=±1% G=±2% J=±5% K= ±10%

2.4 8th~11th codes: Resistance Value.

2.4.1 If value belongs to standard value of E-24 series, the 8th code is zero, 9th~10th codes are the significant figures of resistance value, and the 11th code is the power of ten.

2.4.2 If value belongs to standard value of E-96 series, the 8th~10th codes are the significant figures of resistance value, and the 11th code is the power of ten.

2.4.3 11th codes listed as following:

0=10⁰ 1=10¹ 2=10² 3=10³ 4=10⁴ 5=10⁵ 6=10⁶ J=10⁻¹ K=10⁻² L=10⁻³ M=10⁻⁴

2.5 12th~14th codes.

2.5.1 12th code: Packaging Type. E.g.: C=Bulk T=Tape/Reel

2.5.2 13th code: Standard Packing Quantity.

4=4,000pcs 5=5,000pcs C=10,000pcs D=20,000pcs E=15,000pcs

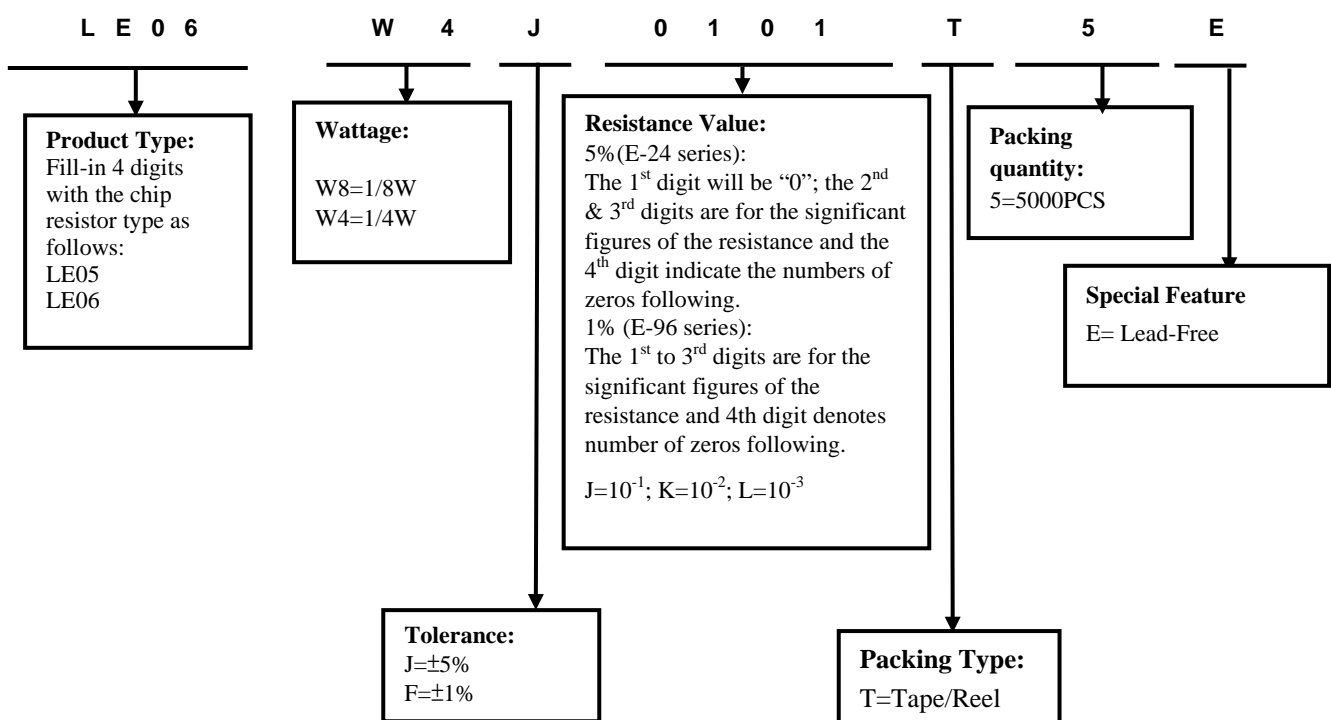
Chip Product: BD=B/B-20000pcs TC=T/R-10000pcs

2.5.3 14th code: Special features.

E = Environmental Protection, Lead Free, or Standard type.

3. Ordering Procedure

(Example: LE06 1/4W ±5% 100Ω T/R-5000)




4. Marking

4.1 ±5% tolerance products (E-24 series):

3 codes.

1st~2nd codes are the significant figures of resistance value, and the rest code is the power of ten



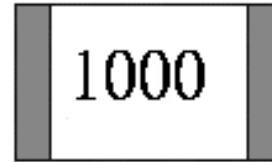
201 → 200Ω

4.2 ±1% tolerance products (E-96 series):

4 codes.

1st~3rd codes are the significant figures of resistance value, and the rest code is the power of ten.

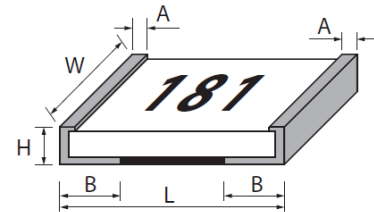
Letter "R" in mark means decimal point.



1000 → 100 Ω

5. Dimension

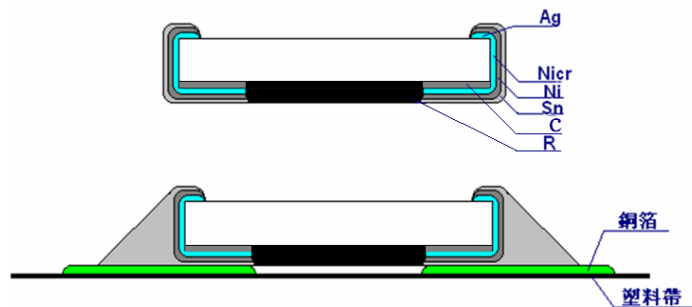
| Type | Dimension(mm) | | | | |
|------------|---------------|------------------|-----------|------|-----------|
| | L | W | H | A1 | B1 |
| LE05(0805) | 2.00±0.15 | 1.25 +0.15/-0.10 | 0.55±0.10 | ≤1.0 | 0.40±0.20 |
| LE06(1206) | 3.10±0.15 | 1.55 +0.15/-0.10 | 0.55±0.10 | ≤1.0 | 0.50±0.20 |



6. Resistance Range

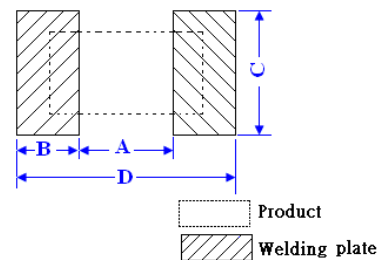
| Type | 70°C Power | Max Working Voltage | Max Overload Voltage | Tolerance | Resistance Range |
|------|------------|---------------------|----------------------|-----------|------------------|
| LE05 | 1/8W | 200V | 400V | ±1%, ±5% | 10Ω~820Ω |
| LE06 | 1/4W | 200V | 400V | ±1%, ±5% | 10Ω~820Ω |

7. Structure



8. Recommend the size of welding plate

| Type | Dimension(mm) | | | |
|------|---------------|---------|---------|---------|
| | A | B | C | D |
| LE05 | 1.0±0.1 | 1.0±0.1 | 1.3±0.1 | 3.0±0.1 |
| LE06 | 2.0±0.1 | 1.1±0.1 | 1.6±0.1 | 4.2±0.1 |



9. Derating Curve

Power rating will change based on continuous load at ambient temperature from -55 to 155°C. It is constant between -55 to 70°C, and derate to zero when temperature rise from 70 to 155°C.

Voltage rating:

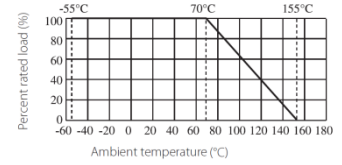
Resistors shall have a rated direct-current (DC) continuous working voltage or an approximate sine-wave root-mean-square (RMS) alternating-current (AC) continuous working voltage at commercial-line frequency and waveform corresponding to the power rating, as determined from the following formula:

$$RCWV = \sqrt{P \times R}$$

Remark: RCWV: Rating Continuous Working Voltage (Volt.) P: power rating (Watt) R: nominal resistance (Ω)

In no case, the rated DC or RMS AC continuous working voltage must be greater than the applicable maximum value.

The overload voltage is 2.5 times RCWV or Max. Overload voltage whichever is lower.



10. Performance Specification

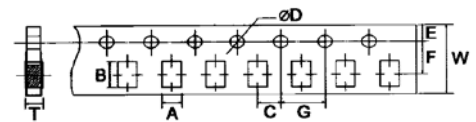
| Characteristic | Limits | | Test Methods (GB/T5729&JIS-C-5201&IEC60115-1) |
|---------------------------------|---|---------------|--|
| Temperature Coefficient | ±200PPM/°C | | 4.8 Natural resistance changes per temp. Degree centigrade $R_2 - R_1$ $\frac{R_2 - R_1}{R_1(t_2 - t_1)} \times 10^6$ (PPM/°C) R ₁ : Resistance Value at room temperature (t ₁) ; R ₂ : Resistance at test temperature (Upper limit temperature or Lower limit temperature) t ₁ : +25°C or specified room temperature t ₂ : Upper limit temperature or Lower limit temperature test temperature |
| Short-time overload | ±1% | ±(1.0%+0.1Ω) | 4.13 Permanent resistance change after the application of a potential of 2.5 times RCWV or Max. Overload Voltage whichever less for 5 seconds. |
| | ±5% | ±(2.0%+0.1Ω) | |
| Dielectric withstanding voltage | No evidence of flashover mechanical damage, arcing or insulation breaks down. | | 4.7 Resistors shall be clamped in the trough of a 90°C metallic v-block and shall be tested at ac potential respectively specified in the given list of each product type for 60-70 seconds. |
| Solderability | Coverage must be over 95%. | | Wave solder: Test temperature of solder: 245°C±3°C dipping time in solder: 2-3 seconds. |
| | Go up tin rate bigger than half of end pole | | Reflow: |
| Rapid change of temperature | ±1% | ±(1.0%+0.1Ω). | 4.19 30 min at lower limit temperature and 30 min at upper limit temperature , 100 cycles. |
| | ±5% | ±(3.0%+0.1Ω) | |
| Soldering heat | Resistance change rate must be in ±(1%+0.005Ω) | | 4.18 Dip the resistor into a solder bath having a temperature of 260°C±5°C and hold it for 10±1 seconds. |
| Terminal bending | After electricity, the lamp is not bright | | The interception length is a soft light band of 12 resistors, and the force of 0.5kg on the Φ30mm PVC pipe is coiled and reversed five times |
| Insulation resistance | ≥1,000 MΩ | | 4.6 The measuring voltage shall be ,measured with a direct voltage of (100±15)V or a voltage equal to the dielectric withstanding voltage., and apply for 1min. |

| | | | |
|---------------------------------|-------------------|----------------|--|
| Humidity (steady state) | ±1% | ±(0.5%+0.1Ω). | 4.24 Temporary resistance change after 240 hours exposure in a humidity test chamber controlled at 40±2°C and 90-95% relative humidity, |
| | ±5% | ±(3.0%+0.1Ω) | |
| Load life in humidity | ±1% | ±(1.0%+0.05Ω). | 7.9 Resistance change after 1,000 hours (1.5 hours “ON”, 0.5 hour “OFF”) at RCWV in a humidity chamber controlled at 40°C±2°C and 90 to 95% relative humidity. |
| | ±5% | ±(3.0%+0.05Ω) | |
| Load life | ±1% | ±(1.0%+0.1Ω) | 4.25.1 Permanent resistance change after 1,000 hours operating at RCWV with duty cycle 1.5 hours “ON”, 0.5 hour “OFF” at 70°C±2°C ambient. |
| | ±5% | ±(3.0%+0.1Ω) | |
| Low Temperature Storage | ±1% | ±(1.0%+0.1Ω) | 4.23.4 Lower limit temperature ∙ for 2H. |
| | ±5% | ±(3.0%+0.1Ω) | |
| High Temperature Exposure | ±% | ±(1.0%+0.1Ω) | 4.23.2 Upper limit temperature ∙ for 16H. |
| | ±5% | ±(3.0%+0.1Ω) | |
| Leaching | No visible damage | | J-STD-002 Test D Samples completely immersed for 30 sec in solder bath at 260°C |

11. Packing of Surface Mount Resistors

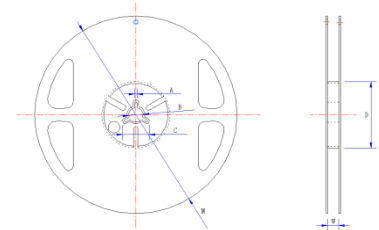
11.1 Dimension of Paper Taping :(Unit: mm)

| Type | A | B | C | $\Phi D_{\pm 0.1}^{+0.1}$ | E | F | G | W | T |
|------|------|------|-------|---------------------------|------|-------|------|------|------|
| LE05 | ±0.2 | ±0.2 | ±0.05 | ±0.1 | ±0.1 | ±0.05 | ±0.1 | ±0.2 | ±0.1 |
| LE06 | 1.65 | 2.40 | 2.00 | 1.50 | 1.75 | 3.50 | 4.00 | 8.00 | 0.81 |
| LE06 | 2.00 | 3.60 | 2.00 | 1.50 | 1.75 | 3.50 | 4.00 | 8.00 | 0.81 |



11.2 Dimension of Reel : (Unit: mm)

| Type | Taping | Qty/Reel | A±0.5 | B±0.5 | C±0.5 | D±1 | M±2 | W±1 |
|------|--------|----------|-------|-------|-------|------|-------|------|
| LE05 | Paper | 5,000pcs | 2.0 | 13.0 | 21.0 | 60.0 | 178.0 | 10.0 |
| LE06 | Paper | 5,000pcs | 2.0 | 13.0 | 21.0 | 60.0 | 178.0 | 10.0 |



12. Note

- 12.1. UNI-ROYAL recommend products store in warehouse with temperature between 15 to 35°C under humidity between 25 to 75%RH.
Even under storage conditions recommended above, solder ability of products will be degraded stored over 1 year old.
- 12.2. Cartons must be placed in correct direction which indicated on carton, otherwise the reel or wire will be deformed.
- 12.3. Storage conditions as below are inappropriate:
 - a. Stored in high electrostatic environment
 - b. Stored in direct sunshine, rain, snow or condensation.
 - c. Exposed to sea wind or corrosive gases, such as Cl₂, H₂S, NH₃, SO₂, NO₂, etc.

13. Record

| Version | Description | Page | Date | Amended by | Checked by |
|---------|-----------------------|------|--------------|-------------|------------|
| 1 | First version | 1~6 | Mar.20, 2018 | Haiyan Chen | Nana Chen |
| 2 | Modify characteristic | 4~5 | Feb.12, 2019 | Haiyan Chen | Yuhua Xu |

X-ON Electronics

Largest Supplier of Electrical and Electronic Components

Click to view similar products for [Thick Film Resistors](#) category:

Click to view products by [Uniroyal](#) manufacturer:

Other Similar products are found below :

[MCR03EZPFX3162](#) [MCR004YZPJ332](#) [201007J022KT4E](#) [201007F1653T4E](#) [201007F6652T4E](#) [0603WAF137KT5E](#) [RTT204702FTE](#)
[RTT203000FTE](#) [RTT2056R0FTE](#) [CR2010F470KE04Z](#) [RTT018451FTH](#) [RTT021802DTH](#) [0402WGF510LTCE](#) [0201WMJ0200TEE](#)
[TR0603B26K7P0550Z](#) [0201WMF5102TEE](#) [1210W2J047KT5E](#) [YLR12-2-4F-W](#) [HOT\(0.25x1.3\)-3.2-0R-I](#) [HOT\(0.4x1.5\)-5.2-0R-I](#)
[HoT\(0.45x1.5\)-8.2-0R-I](#) [0201WMF1103TEE](#) [0201WMF7152TEE](#) [1210W2J0124T5E](#) [201007J010LT4E](#) [201007J0360T4E](#) [201007J0430T4E](#)
[0805W8F931KT5E](#) [1206W4F5231T5E](#) [1210W2J0620T5E](#) [201007J0822T4E](#) [0201WMF1005TCE](#) [0201WMF1212TCE](#) [0201WMF1373TCE](#)
[0201WMF1400TCE](#) [0201WMF2000TEE](#) [0201WMF2001TCE](#) [0201WMF226JTCE](#) [0201WMF2672TCE](#) [0201WMF2803TCE](#)
[0201WMF357JTCE](#) [0201WMF3743TCE](#) [0201WMF430JTCE](#) [0201WMF4990TCE](#) [0201WMF5104TCE](#) [0201WMF510JTEE](#)
[0201WMF5110TCE](#) [0201WMF6652TEE](#) [0201WMF6812TCE](#) [0201WMF8200TCE](#)