



2N5551

NPN SILICON TRANSISTOR

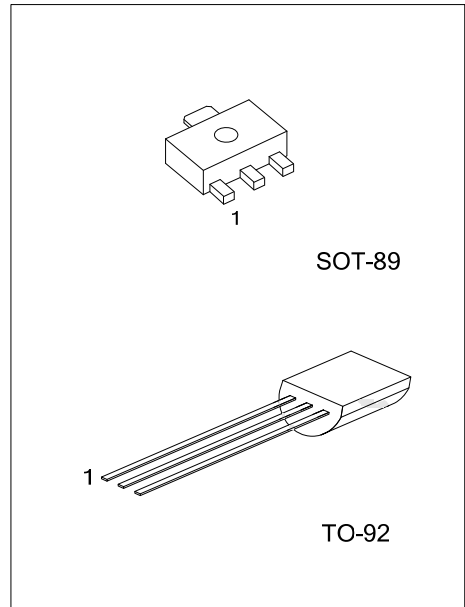
HIGH VOLTAGE SWITCHING TRANSISTOR

■ FEATURES

- * High collector-emitter voltage:
V_{CEO}=160V
- * High current gain

■ APPLICATIONS

- * Telephone switching circuit
- * Amplifier



■ ORDERING INFORMATION

Ordering Number		Package	Pin Assignment			Packing
Lead Free	Halogen Free		1	2	3	
-	2N5551G-x-AB3-R	SOT-89	B	C	E	Tape Reel
2N5551L-x-T92-B	2N5551G-x-T92-B	TO-92	E	B	C	Tape Box
2N5551L-x-T92-K	2N5551G-x-T92-K	TO-92	E	B	C	Bulk
2N5551L-x-T92-A-B	2N5551G-x-T92-A-B	TO-92	E	C	B	Tape Box
2N5551L-x-T92-A-K	2N5551G-x-T92-A-K	TO-92	E	C	B	Bulk

Note: Pin Assignment: B: Base C: Collector E: Emitter

<p>2N5551L-x-T92-A-B</p>	<p>(1) B: Tape Box, K: Bulk, R: Tape Reel (2) refer to Pin Assignment (3) AB3: SOT-89, T92: TO-92 (4) x: refer to Classification of h_{FE2} (5) L: Lead Free, G: Halogen Free and Lead Free</p>
--------------------------	---

■ MARKING

SOT-89	TO-92

2N5551

NPN SILICON TRANSISTOR

■ ABSOLUTE MAXIMUM RATINGS ($T_A=25^{\circ}\text{C}$, unless otherwise specified)

PARAMETER	SYMBOL	RATINGS	UNIT
Collector-Base Voltage	V_{CBO}	180	V
Collector-Emitter Voltage	V_{CEO}	160	V
Emitter-Base Voltage	V_{EBO}	6	V
Collector Dissipation	TO-92	P_C	625
	SOT-89		500
Collector Current	I_C	600	mA
Junction Temperature	T_J	+150	$^{\circ}\text{C}$
Storage Temperature	T_{STG}	-55 ~ +150	$^{\circ}\text{C}$

Note: Absolute maximum ratings are those values beyond which the device could be permanently damaged. Absolute maximum ratings are stress ratings only and functional device operation is not implied.

■ ELECTRICAL CHARACTERISTICS ($T_A=25^{\circ}\text{C}$, unless otherwise specified)

PARAMETER	SYMBOL	TEST CONDITIONS	MIN	TYP	MAX	UNIT
Collector-Base Breakdown Voltage	BV_{CBO}	$I_C=100\mu\text{A}, I_E=0$	180			V
Collector-Emitter Breakdown Voltage	BV_{CEO}	$I_C=1\text{mA}, I_B=0$	160			V
Emitter-Base Breakdown Voltage	BV_{EBO}	$I_E=10\mu\text{A}, I_C=0$	6			V
Collector Cut-off Current	I_{CBO}	$V_{CB}=120\text{V}, I_E=0$			50	nA
Emitter Cut-off Current	I_{EBO}	$V_{BE}=4\text{V}, I_C=0$			50	nA
DC Current Gain(Note)	h_{FE1}	$V_{CE}=5\text{V}, I_C=1\text{mA}$	80			
	h_{FE2}	$V_{CE}=5\text{V}, I_C=10\text{mA}$	80	160	400	
	h_{FE3}	$V_{CE}=5\text{V}, I_C=50\text{mA}$	80			
Collector-Emitter Saturation Voltage	$V_{CE(SAT)}$	$I_C=10\text{mA}, I_B=1\text{mA}$			0.15	V
		$I_C=50\text{mA}, I_B=5\text{mA}$			0.2	V
Base-Emitter Saturation Voltage	$V_{BE(SAT)}$	$I_C=10\text{mA}, I_B=1\text{mA}$			1	V
		$I_C=50\text{mA}, I_B=5\text{mA}$			1	V
Current Gain Bandwidth Product	f_T	$V_{CE}=10\text{V}, I_C=10\text{mA}, f=100\text{MHz}$	100		300	MHz
Output Capacitance	C_{OB}	$V_{CB}=10\text{V}, I_E=0, f=1\text{MHz}$			6.0	pF
Noise Figure	NF	$I_C=0.25\text{mA}, V_{CE}=5\text{V}$ $R_S=1\text{k}\Omega, f=10\text{Hz} \sim 15.7\text{kHz}$			8	dB

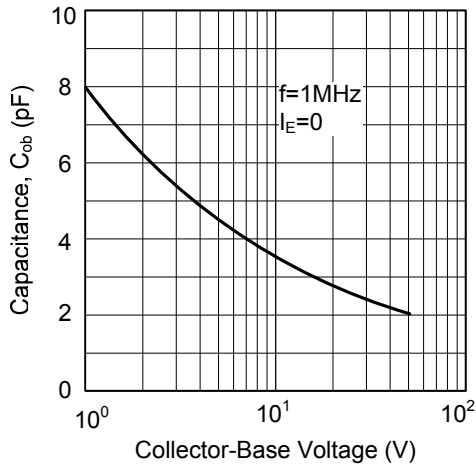
Note: Pulse test: $PW < 300\mu\text{s}$, Duty cycle $< 2\%$

■ CLASSIFICATION OF h_{FE2}

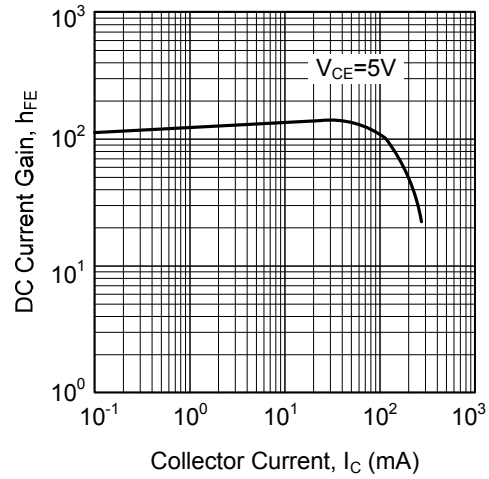
RANK	A	B	C
RANGE	80-170	150-240	200-400

TYPICAL CHARACTERISTICS

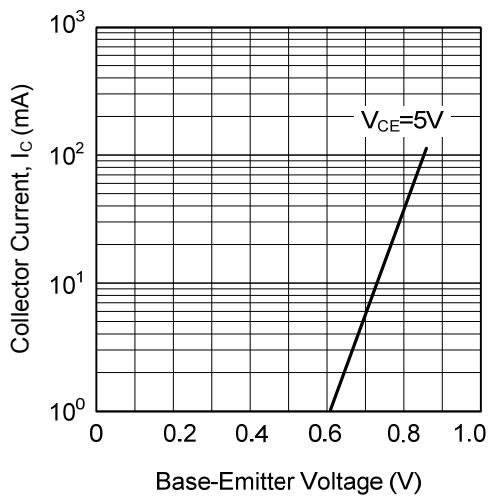
Collector Output Capacitance



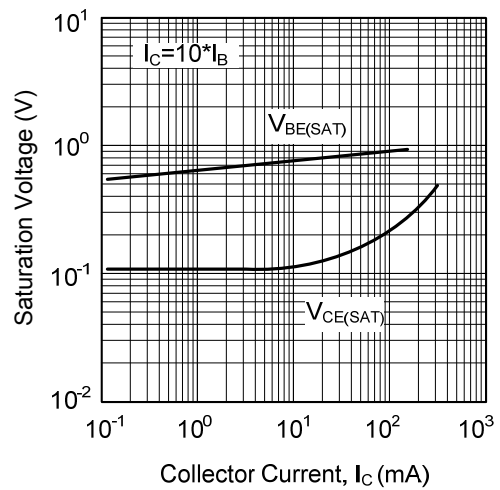
DC Current Gain



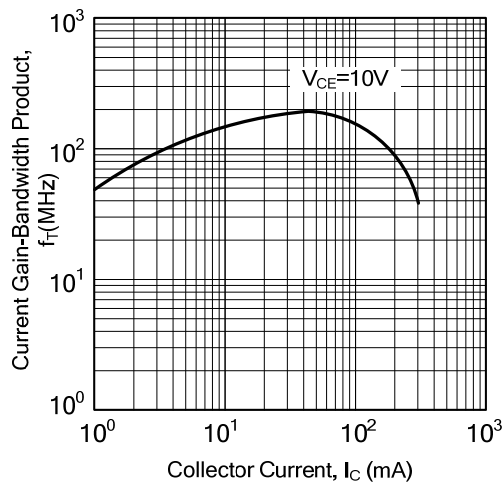
Base-Emitter on Voltage



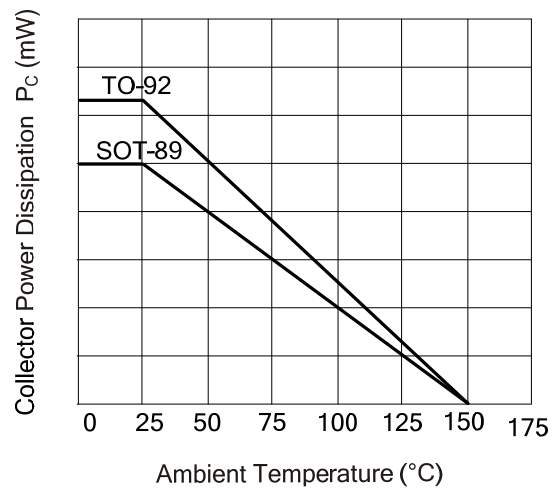
Saturation Voltage



Current Gain-Bandwidth Product



$P_C - T_A$



UTC assumes no responsibility for equipment failures that result from using products at values that exceed, even momentarily, rated values (such as maximum ratings, operating condition ranges, or other parameters) listed in products specifications of any and all UTC products described or contained herein. UTC products are not designed for use in life support appliances, devices or systems where malfunction of these products can be reasonably expected to result in personal injury. Reproduction in whole or in part is prohibited without the prior written consent of the copyright owner. The information presented in this document does not form part of any quotation or contract, is believed to be accurate and reliable and may be changed without notice.

X-ON Electronics

Largest Supplier of Electrical and Electronic Components

Click to view similar products for [Bipolar Transistors - BJT category](#):

Click to view products by [Unisonic manufacturer](#):

Other Similar products are found below :

[BC559C](#) [MCH4017-TL-H](#) [MMBT-2369-TR](#) [BC546/116](#) [NJVMJD148T4G](#) [NTE16](#) [NTE195A](#) [IMX9T110](#) [2N4401-A](#) [2N4403](#) [2N6728](#)
[2SA1419T-TD-H](#) [2SA2126-E](#) [2SB1204S-TL-E](#) [FMC5AT148](#) [2N2369ADCSM](#) [2N2907A](#) [2N3904-NS](#) [2N5769](#) [2SC4618TLN](#) [CPH6501-](#)
[TL-E](#) [MCH4021-TL-E](#) [Jantx2N5416](#) [US6T6TR](#) [BAX18/A52R](#) [BC556/112](#) [IMZ2AT108](#) [MMST8098T146](#) [UMX21NTR](#) [MCH6102-TL-E](#)
[TTA1452B,S4X\(S](#) [2N3879](#) [NTE13](#) [NTE282](#) [NTE323](#) [NTE350](#) [NTE81](#) [JANTX2N2920L](#) [JANTX2N3735](#) [JANSR2N2222AUB](#)
[CMLT3946EG TR](#) [SNSS40600CF8T1G](#) [CMLT3906EG TR](#) [GRP-DATA-JANS2N2907AUB](#) [GRP-DATA-JANS2N2222AUA](#)
[MMDT3946FL3-7](#) [2N4240](#) [MSB30KH-13](#) [2N2221AUB](#) [2SD1815T-TL-E](#)