



2SB772

PNP SILICON TRANSISTOR

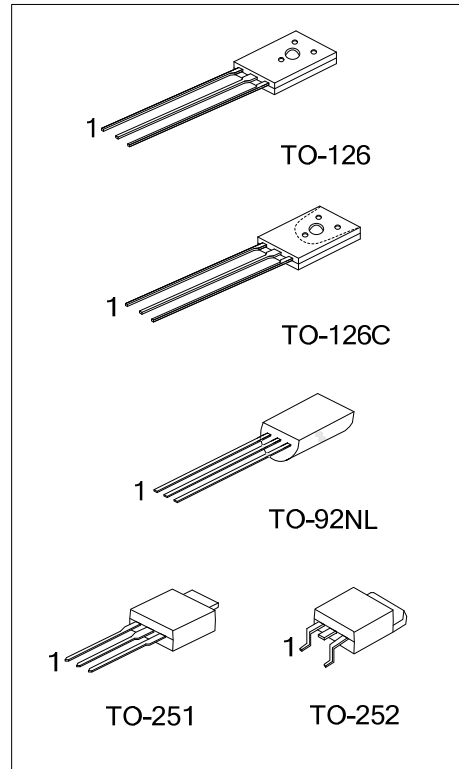
MEDIUM POWER LOW VOLTAGE TRANSISTOR

■ DESCRIPTION

The UTC **2SB772** is a medium power low voltage transistor, designed for audio power amplifier, DC-DC converter and voltage regulator.

■ FEATURES

- * High current output up to 3A
- * Low saturation voltage
- * Complement to 2SD882



■ ORDERING INFORMATION

Ordering Number		Package	Pin Assignment			Packing
Lead Free	Halogen Free		1	2	3	
2SB772L-x-T60-K	2SB772G-x-T60-K	TO-126	E	C	B	Bulk
2SB772L-x-T6C-K	2SB772G-x-T6C-K	TO-126C	E	C	B	Bulk
2SB772L-x-TM3-T	2SB772G-x-TM3-T	TO-251	B	C	E	Tube
2SB772L-x-TN3-R	2SB772G-x-TN3-R	TO-252	B	C	E	Tape Reel
2SB772L-x-T9N-B	2SB772G-x-T9N-B	TO-92NL	E	C	B	Tape Box
2SB772L-x-T9N-K	2SB772G-x-T9N-K	TO-92NL	E	C	B	Bulk

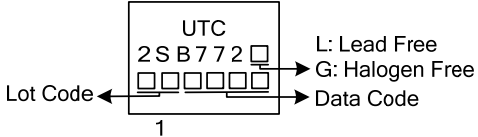
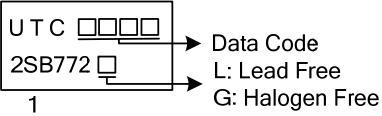
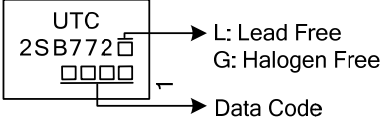
Note: Pin assignment: E: Emitter B: Base C: Collector

<p>2SB772L-x-T60-K</p> <p>(1)Packing Type (2)Package Type (3)Rank (4)Lead Free</p>	<p>(1) K: Bulk, T: Tube, R: Tape Reel (2) T60: TO-126, T6C: TO-126C, TM3: TO-251, TN3: TO-252, T9N: TO-92NL (3) x: refer to Classification of h_{FE2} (4) L: Lead Free, G: Halogen Free</p>
--	--

2SB772

PNP SILICON TRANSISTOR

MARKING

PACKAGE	MARKING
TO-251 / TO-252	 <p>Diagram showing marking on a TO-251 / TO-252 package. The marking includes 'UTC', '2SB772', and a lot code '1'. Arrows indicate 'Lot Code' on the left and 'Data Code' on the right. Additional labels 'L: Lead Free' and 'G: Halogen Free' are shown to the right of the data code area.</p>
TO-126 / TO-126C	 <p>Diagram showing marking on a TO-126 / TO-126C package. The marking includes 'UTC', '2SB772', and a lot code '1'. Arrows indicate 'Data Code' on the right. Additional labels 'L: Lead Free' and 'G: Halogen Free' are shown to the right of the data code area.</p>
TO-92NL	 <p>Diagram showing marking on a TO-92NL package. The marking includes 'UTC', '2SB772', and a lot code '1'. Arrows indicate 'Data Code' on the right. Additional labels 'L: Lead Free' and 'G: Halogen Free' are shown to the right of the data code area.</p>

■ ABSOLUTE MAXIMUM RATINGS ($T_A=25^\circ\text{C}$, unless otherwise specified)

PARAMETER		SYMBOL	RATINGS	UNIT
Collector-Base Voltage		V_{CBO}	-40	V
Collector-Emitter Voltage		V_{CEO}	-30	V
Emitter-Base Voltage		V_{EBO}	-7	V
Collector Current	DC	I_C	-3	A
	Pulse	I_{CP}	-7	A
Base Current		I_B	-0.6	A
Collector Dissipation	TO-92NL	P_C	0.5	W
	TO-126/TO-126C		1	
	TO-251/TO-252		1	
Junction Temperature		T_J	+150	$^\circ\text{C}$
Storage Temperature		T_{STG}	-55 ~ +150	$^\circ\text{C}$

Notes: Absolute maximum ratings are those values beyond which the device could be permanently damaged.

Absolute maximum ratings are stress ratings only and functional device operation is not implied.

■ THERMAL DATA

PARAMETER		SYMBOL	RATING	UNIT
Junction to Case	TO-126/ TO-126C	θ_{JC}	12.5	$^\circ\text{C/W}$
	TO-251/ TO-252		12.5	
	TO-92NL		25	

■ ELECTRICAL CHARACTERISTICS ($T_A=25^\circ\text{C}$, unless otherwise specified)

PARAMETER	SYMBOL	TEST CONDITIONS	MIN	TYP	MAX	UNIT
Collector-Base Breakdown Voltage	BV_{CBO}	$I_C=-100\mu\text{A}, I_E=0$	-40			V
Collector-Emitter Breakdown Voltage	BV_{CEO}	$I_C=-1\text{mA}, I_B=0$	-30			V
Emitter-Base Breakdown Voltage	BV_{EBO}	$I_E=-100\mu\text{A}, I_C=0$	-7			V
Collector Cut-Off Current	I_{CBO}	$V_{CB}=-30\text{V}, I_E=0$			-1000	nA
Collector Cut-Off Current	I_{CEO}	$V_{CE}=-30\text{V}, I_B=0$			-1000	nA
Emitter Cut-Off Current	I_{EBO}	$V_{EB}=-5\text{V}, I_C=0$			-1000	nA
DC Current Gain (Note)	h_{FE1}	$V_{CE}=-2\text{V}, I_C=-20\text{mA}$	30	200		
	h_{FE2}	$V_{CE}=-2\text{V}, I_C=-1\text{A}$	100	150	400	
Collector-Emitter Saturation Voltage	$V_{CE(SAT)}$	$I_C=-2\text{A}, I_B=-0.2\text{A}$		-0.3	-0.5	V
Base-Emitter Saturation Voltage	$V_{BE(SAT)}$	$I_C=-2\text{A}, I_B=-0.2\text{A}$		-1.0	-2.0	V
Current Gain Bandwidth Product	f_T	$V_{CE}=-5\text{V}, I_C=-0.1\text{A}$		80		MHz
Output Capacitance	C_{OB}	$V_{CB}=-10\text{V}, I_E=0, f=1\text{MHz}$		45		pF

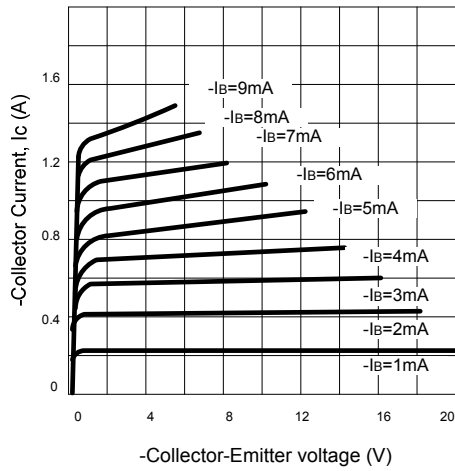
Note: Pulse test: $P_W \leq 300\mu\text{s}$, Duty Cycle $\leq 2\%$

■ CLASSIFICATION OF h_{FE2}

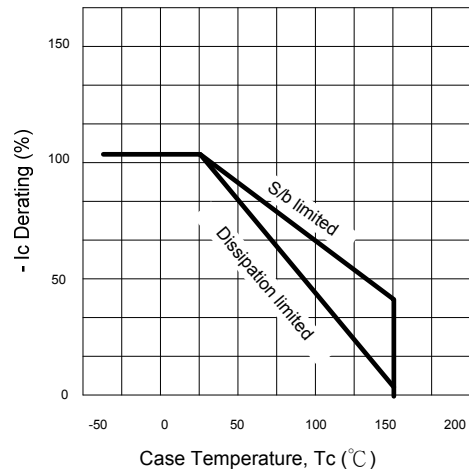
RANK	Q	P	E
RANGE	100 ~ 200	160 ~ 320	200 ~ 400

TYPICAL CHARACTERISTICS

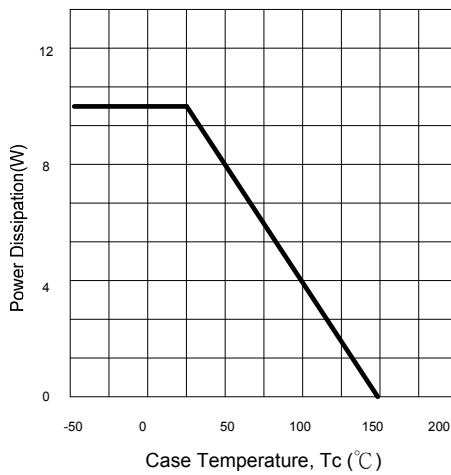
Static Characteristics



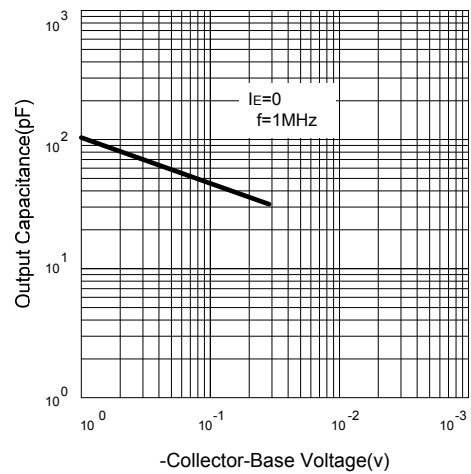
Derating Curve of Safe Operating Areas



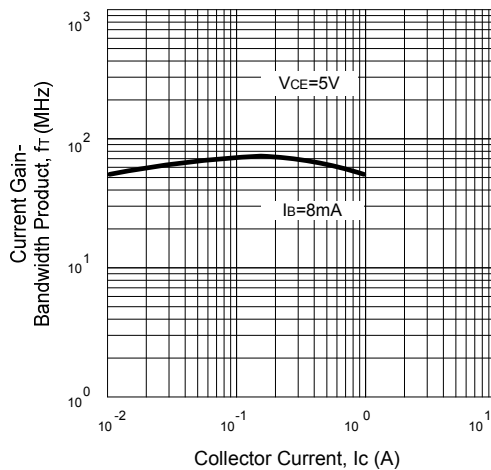
Power Derating



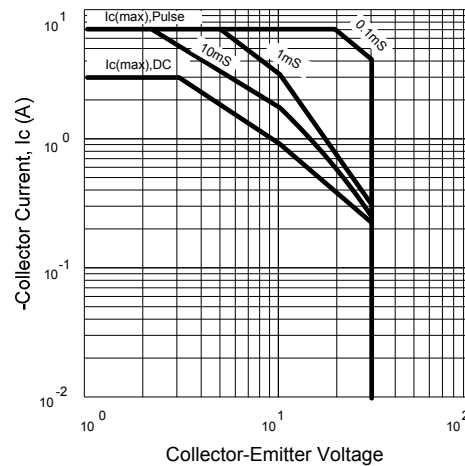
Collector Output Capacitance



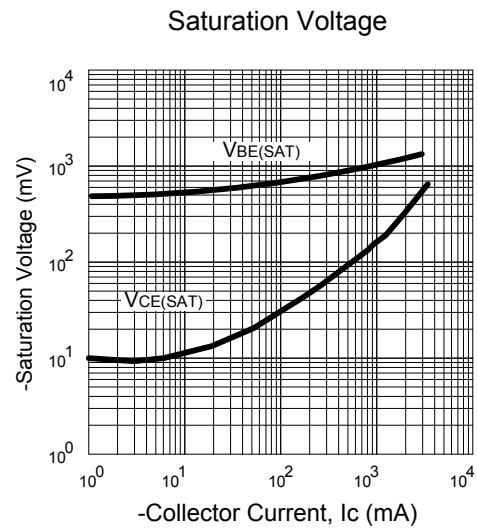
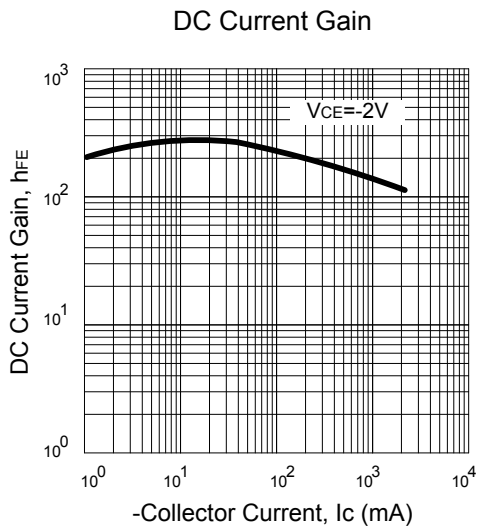
Current Gain-Bandwidth Product



Safe Operating Area



■ TYPICAL CHARACTERISTICS(Cont.)



UTC assumes no responsibility for equipment failures that result from using products at values that exceed, even momentarily, rated values (such as maximum ratings, operating condition ranges, or other parameters) listed in products specifications of any and all UTC products described or contained herein. UTC products are not designed for use in life support appliances, devices or systems where malfunction of these products can be reasonably expected to result in personal injury. Reproduction in whole or in part is prohibited without the prior written consent of the copyright owner. The information presented in this document does not form part of any quotation or contract, is believed to be accurate and reliable and may be changed without notice.

X-ON Electronics

Largest Supplier of Electrical and Electronic Components

Click to view similar products for [Bipolar Transistors - BJT category](#):

Click to view products by [Unisonic manufacturer](#):

Other Similar products are found below :

[BC559C](#) [MCH4017-TL-H](#) [MMBT-2369-TR](#) [BC546/116](#) [NJVMJD148T4G](#) [NTE16](#) [NTE195A](#) [IMX9T110](#) [2N4401-A](#) [2N4403](#) [2N6728](#)
[2SA1419T-TD-H](#) [2SA2126-E](#) [2SB1204S-TL-E](#) [FMC5AT148](#) [2N2369ADCSM](#) [2N2907A](#) [2N3904-NS](#) [2N5769](#) [2SC4618TLN](#) [CPH6501-](#)
[TL-E](#) [MCH4021-TL-E](#) [Jantx2N5416](#) [US6T6TR](#) [BAX18/A52R](#) [BC556/112](#) [IMZ2AT108](#) [MMST8098T146](#) [UMX21NTR](#) [MCH6102-TL-E](#)
[TTA1452B,S4X\(S](#) [2N3879](#) [NTE13](#) [NTE282](#) [NTE323](#) [NTE350](#) [NTE81](#) [JANTX2N2920L](#) [JANTX2N3735](#) [JANSR2N2222AUB](#)
[CMLT3946EG TR](#) [SNSS40600CF8T1G](#) [CMLT3906EG TR](#) [GRP-DATA-JANS2N2907AUB](#) [GRP-DATA-JANS2N2222AUA](#)
[MMDT3946FL3-7](#) [2N4240](#) [JANS2N3019](#) [MSB30KH-13](#) [2N2221AUB](#)