



PZTA42/43

NPN SILICON TRANSISTOR

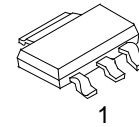
HIGH VOLTAGE TRANSISTOR

DESCRIPTION

The UTC **PZTA42/43** are high voltage transistors, designed for telephone switch and high voltage switch.

FEATURES

- * Collector-emitter voltage: $V_{CEO}=300V$ (UTC PZTA42)
 $V_{CEO}=200V$ (UTC PZTA43)
- * High current gain
- * Complement to UTC PZTA92/93
- * Collector power dissipation: $P_{C(MAX)}=1W$



SOT-223

ORDERING INFORMATION

Ordering Number		Package	Pin Assignment			Packing
Lead Free	Halogen Free		1	2	3	
PZTA42L-AA3-R	PZTA42G-AA3-R	SOT-223	B	C	E	Tape Reel
PZTA43L-AA3-R	PZTA43G-AA3-R	SOT-223	B	C	E	Tape Reel

Note: Pin Assignment: B: Base C: Collector E: Emitter

<p>PZTA42G-AA3-R</p> <p>(1) Packing Type (2) Package Type (3) Green Package</p>	<p>(1) R: Tape Reel (2) AA3: SOT-223 (3) G: Halogen Free and Lead Free, L: Lead Free</p>
---	--

MARKING

PZTA42	PZTA43
<p>L: Lead Free G: Halogen Free Date Code</p>	<p>L: Lead Free G: Halogen Free Date Code</p>

PZTA42/43

NPN SILICON TRANSISTOR

■ ABSOLUTE MAXIMUM RATINGS ($T_A=25^{\circ}\text{C}$, unless otherwise specified)

PARAMETER	SYMBOL	RATINGS	UNIT
Collector-Base Voltage	PZTA42	300	V
	PZTA43	200	V
Collector-Emitter Voltage	PZTA42	300	V
	PZTA43	200	V
Emitter-Base Voltage	V_{EBO}	6	V
Collector Current	I_C	500	mA
Collector Power Dissipation	P_C	1	W
Junction Temperature	T_J	150	$^{\circ}\text{C}$
Storage Temperature	T_{STG}	-55 ~ +150	$^{\circ}\text{C}$

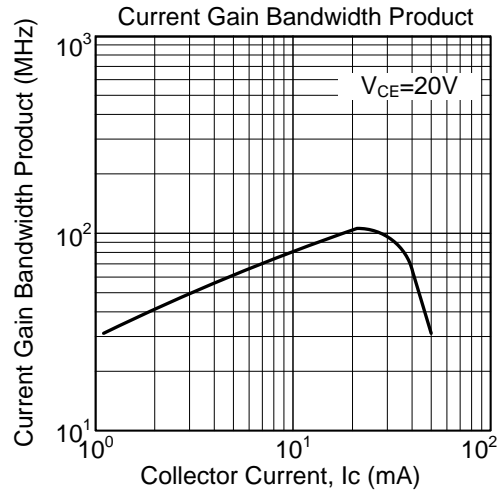
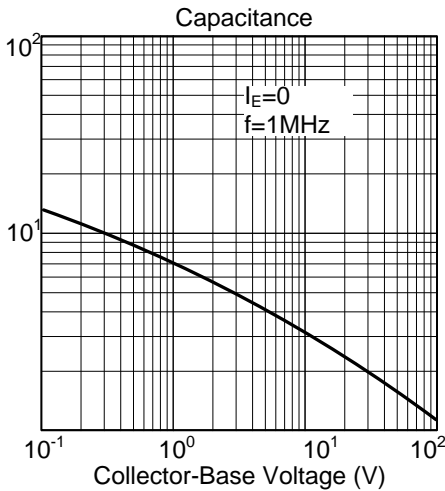
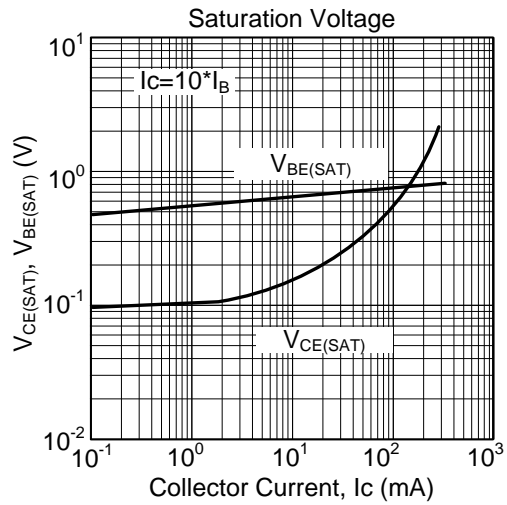
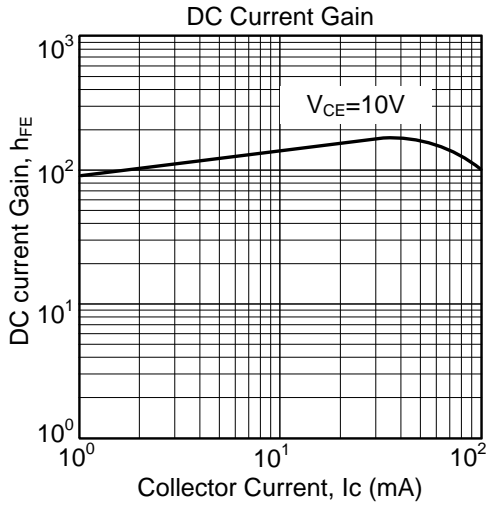
Note: Absolute maximum ratings are those values beyond which the device could be permanently damaged.

Absolute maximum ratings are stress ratings only and functional device operation is not implied.

■ ELECTRICAL CHARACTERISTICS ($T_A=25^{\circ}\text{C}$, unless otherwise specified)

PARAMETER	SYMBOL	TEST CONDITIONS	MIN	TYP	MAX	UNIT
Collector-Base Breakdown Voltage	BV_{CBO}	$I_C=100\mu\text{A}, I_E=0$	PZTA42	300		V
			PZTA43	200		V
Collector-Emitter Breakdown Voltage	BV_{CEO}	$I_C=1\text{mA}, I_B=0$	PZTA42	300		V
			PZTA43	200		V
Emitter-Base Breakdown Voltage	BV_{EBO}	$I_E=100\mu\text{A}, I_C=0$	6		V	
Collector Cut-Off Current	I_{CBO}	$V_{CB}=200\text{V}, I_E=0$	PZTA42		100	nA
		$V_{CB}=160\text{V}, I_E=0$	PZTA43		100	nA
Emitter Cut-Off Current	I_{EBO}	$V_{BE}=6\text{V}, I_C=0$	PZTA42		100	nA
		$V_{BE}=4\text{V}, I_C=0$	PZTA43		100	nA
DC Current Gain	h_{FE}	$V_{CE}=10\text{V}, I_C=1\text{mA}$	80			
		$V_{CE}=10\text{V}, I_C=10\text{mA}$	80		300	
		$V_{CE}=10\text{V}, I_C=30\text{mA}$	80			
Collector-Emitter Saturation Voltage	$V_{CE(SAT)}$	$I_C=20\text{mA}, I_B=2\text{mA}$			0.2	V
Base-Emitter Saturation Voltage	$V_{BE(SAT)}$	$I_C=20\text{mA}, I_B=2\text{mA}$			0.90	V
Current Gain Bandwidth Product	f_T	$V_{CE}=20\text{V}, I_C=10\text{mA}, f=100\text{MHz}$	50			MHz
Collector Base Capacitance	C_{CB}	$V_{CB}=20\text{V}, I_E=0, f=1\text{MHz}$	PZTA42		3	pF
			PZTA43		4	pF

■ TYPICAL CHARACTERISTICS



UTC assumes no responsibility for equipment failures that result from using products at values that exceed, even momentarily, rated values (such as maximum ratings, operating condition ranges, or other parameters) listed in products specifications of any and all UTC products described or contained herein. UTC products are not designed for use in life support appliances, devices or systems where malfunction of these products can be reasonably expected to result in personal injury. Reproduction in whole or in part is prohibited without the prior written consent of the copyright owner. UTC reserves the right to make changes to information published in this document, including without limitation specifications and product descriptions, at any time and without notice. This document supersedes and replaces all information supplied prior to the publication hereof.

X-ON Electronics

Largest Supplier of Electrical and Electronic Components

Click to view similar products for [Bipolar Transistors - BJT category](#):

Click to view products by [Unisonic manufacturer](#):

Other Similar products are found below :

[BC559C](#) [MCH4017-TL-H](#) [MMBT-2369-TR](#) [BC546/116](#) [NJVMJD148T4G](#) [NTE16](#) [NTE195A](#) [IMX9T110](#) [2N4401-A](#) [2N4403](#) [2N6728](#)
[2SA1419T-TD-H](#) [2SA2126-E](#) [2SB1204S-TL-E](#) [FMC5AT148](#) [2N2369ADCSM](#) [2N2907A](#) [2N3904-NS](#) [2N5769](#) [2SC4618TLN](#) [CPH6501-](#)
[TL-E](#) [MCH4021-TL-E](#) [Jantx2N5416](#) [US6T6TR](#) [BAX18/A52R](#) [BC556/112](#) [IMZ2AT108](#) [MMST8098T146](#) [UMX21NTR](#) [MCH6102-TL-E](#)
[TTA1452B,S4X\(S](#) [2N3879](#) [NTE13](#) [NTE282](#) [NTE323](#) [NTE350](#) [NTE81](#) [JANTX2N2920L](#) [JANTX2N3735](#) [JANSR2N2222AUB](#)
[CMLT3946EG TR](#) [SNSS40600CF8T1G](#) [CMLT3906EG TR](#) [GRP-DATA-JANS2N2907AUB](#) [GRP-DATA-JANS2N2222AUA](#)
[MMDT3946FL3-7](#) [2N4240](#) [MSB30KH-13](#) [2N2221AUB](#) [2SD1815T-TL-E](#)