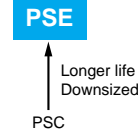


NPCAP™-PSE Series

- Super low ESR, high ripple current capability
- Downsized from PSC series (φ8×8L to φ6.3×8L)
- Endurance is longer life than PSC series (5,000 hours at 105°C)
- ESR after endurance is specified within the initial spec
- Rated voltage range : 2.5 to 6.3V_{dc}
- RoHS Compliant
- Halogen Free



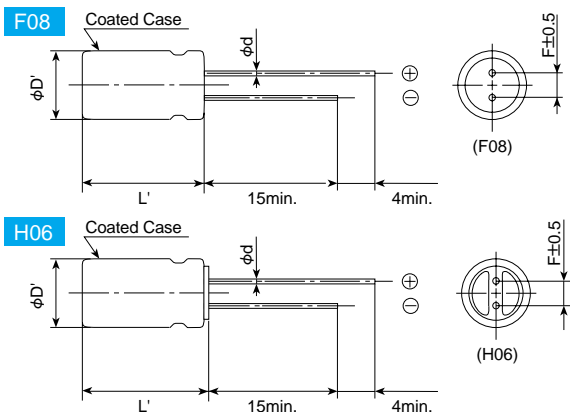
◆ SPECIFICATIONS

Items	Characteristics										
Category											
Temperature Range	-55 to +105°C										
Rated Voltage Range	2.5 to 6.3V _{dc}										
Capacitance Tolerance	±20% (M) (at 20°C, 120Hz)										
Surge Voltage	Rated voltage(V)×1.15 (at 105°C)										
Leakage Current	I=0.2CV or 500μA, whichever is greater (at 20°C after 2 minutes)										
*Note Where, I : Max. leakage current (μA), C : Nominal capacitance (μF), V : Rated voltage (V)											
Dissipation Factor (tanδ)	0.10 max. (at 20°C, 120Hz)										
Low Temperature Characteristics (Max.Impedance Ratio)	Z(-25°C)/Z(+20°C)≤1.15 Z(-55°C)/Z(+20°C)≤1.25 (at 100kHz)										
Endurance	The following specifications shall be satisfied when the capacitors are restored to 20°C after the rated voltage is applied for 5,000 hours at 105°C.										
<table border="1"> <tr><td>Appearance</td><td>No significant damage</td></tr> <tr><td>Capacitance change</td><td>≤±20% of the initial value</td></tr> <tr><td>D.F. (tanδ)</td><td>≤The initial specified value</td></tr> <tr><td>ESR</td><td>≤The initial specified value</td></tr> <tr><td>Leakage current</td><td>≤The initial specified value</td></tr> </table>		Appearance	No significant damage	Capacitance change	≤±20% of the initial value	D.F. (tanδ)	≤The initial specified value	ESR	≤The initial specified value	Leakage current	≤The initial specified value
Appearance	No significant damage										
Capacitance change	≤±20% of the initial value										
D.F. (tanδ)	≤The initial specified value										
ESR	≤The initial specified value										
Leakage current	≤The initial specified value										
Bias Humidity Test	The following specifications shall be satisfied when the capacitors are restored to 20°C after subjecting them to DC voltage at 60°C, 90 to 95% RH for 1,000 hours.										
<table border="1"> <tr><td>Appearance</td><td>No significant damage</td></tr> <tr><td>Capacitance change</td><td>≤±20% of the initial value</td></tr> <tr><td>D.F. (tanδ)</td><td>≤The initial specified value</td></tr> <tr><td>ESR</td><td>≤The initial specified value</td></tr> <tr><td>Leakage current</td><td>≤The initial specified value</td></tr> </table>		Appearance	No significant damage	Capacitance change	≤±20% of the initial value	D.F. (tanδ)	≤The initial specified value	ESR	≤The initial specified value	Leakage current	≤The initial specified value
Appearance	No significant damage										
Capacitance change	≤±20% of the initial value										
D.F. (tanδ)	≤The initial specified value										
ESR	≤The initial specified value										
Leakage current	≤The initial specified value										
Surge Voltage Test	The capacitors shall be subjected to 1,000 cycles each consisting of charge with the surge voltage specified at 105°C for 30 seconds through a protective resistor(R=1kΩ) and discharge for 5 minutes 30 seconds.										
<table border="1"> <tr><td>Appearance</td><td>No significant damage</td></tr> <tr><td>Capacitance change</td><td>≤±20% of the initial value</td></tr> <tr><td>D.F. (tanδ)</td><td>≤The initial specified value</td></tr> <tr><td>ESR</td><td>≤The initial specified value</td></tr> <tr><td>Leakage current</td><td>≤The initial specified value</td></tr> </table>		Appearance	No significant damage	Capacitance change	≤±20% of the initial value	D.F. (tanδ)	≤The initial specified value	ESR	≤The initial specified value	Leakage current	≤The initial specified value
Appearance	No significant damage										
Capacitance change	≤±20% of the initial value										
D.F. (tanδ)	≤The initial specified value										
ESR	≤The initial specified value										
Leakage current	≤The initial specified value										
Failure Rate	0.5% per 1,000 hours maximum (Confidence level 60% at 105°C)										

*Note : If any doubt arises, measure the leakage current after the following voltage treatment.
Voltage treatment : DC rated voltage is applied to the capacitors for 120 minutes at 105°C.

◆ DIMENSIONS [mm]

● Terminal Code : E



Size code	F08	H06
φD	6.3	8.0
φd	0.6	
F	2.5	3.5
φD'	φD+0.5max.	
L'	L+1.5max.	

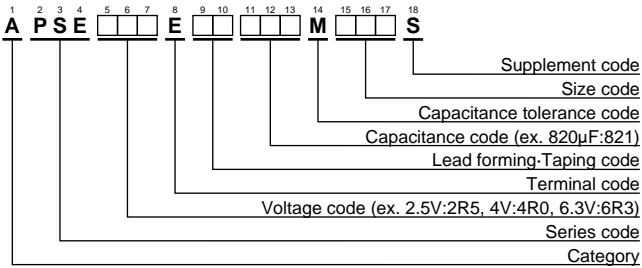
◆ MARKING

EX) 2.5V820μF



NPCAP™-PSE Series

◆PART NUMBERING SYSTEM



Please refer to "Product code guide (conductive polymer type)"

◆STANDARD RATINGS

WV(V _{dc})	Cap(µF)	Case size φDXL(mm)	ESR (mΩ max./20°C, 100k to 300kHz)	Rated ripple current (mA _{rms} /105°C, 100kHz)	Part No.
2.5	680	8×6	8	4,900	APSE2R5E□□681MH06S
	820	6.3×8	7	5,000	APSE2R5E□□821MF08S
4	560	6.3×8	7	5,000	APSE4R0E□□561MF08S
	470	6.3×8	8	4,700	APSE6R3E□□471MF08S
6.3	560	6.3×8	8	4,700	APSE6R3E□□561MF08S

□□ : Enter the appropriate lead forming or taping code.

X-ON Electronics

Largest Supplier of Electrical and Electronic Components

Click to view similar products for [Aluminium Organic Polymer Capacitors](#) category:

Click to view products by [United Chemicon](#) manufacturer:

Other Similar products are found below :

[D38999/20WJ43SN-LC](#) [750-1809](#) [MS27467T25F24P](#) [MS27467T25F29P](#) [SEAU0A0102G](#) [MS3470W8-33P L/C](#) [MAL218497801E3](#)
[MAL218497803E3](#) [MAL218497701E3](#) [MAL218497804E3](#) [MAL218697005E3](#) [MAL218397604E3](#) [MAL218697106E3](#) [MAL218397106E3](#)
[MAL218297103E3](#) [MAL218397104E3](#) [MAL218297604E3](#) [MAL218697601E3](#) [MAL218697554E3](#) [MAL218697607E3](#) [MAL218397702E3](#)
[MAL218297702E3](#) [MAL218497901E3](#) [MAL218497806E3](#) [MAL218697001E3](#) [MPP683J6130510LC](#) [PCZ1V181MCL1GS](#)
[PCZ1V221MCL1GS](#) [PCZ1E331MCL1GS](#) [40HVH120M](#) [35PZF270MT810X9](#) [GYA1C151MCQ1GS](#) [GYA1C271MCQ1GS](#)
[GYA1C471MCQ1GS](#) [GYA1C820MCQ1GS](#) [BC6R3M471LC6.3*8L-1A4T](#) [8221LEM0809H2RR000](#) [ULR277M1CF1ARR](#)
[8221LFM1013H2RR000](#) [160ARUP471M06A1E10T](#) [6R3AREP271M05X7E15P26](#) [250ARHA102M10A6T](#) [SPZ1VM221F11O00RAXXX](#)
[SPZ1EM471E14O00RAXXX](#) [SPZ1JM470E09O00RAXXX](#) [SPZ1HM331G15O00RAXXX](#) [SPZ1AM122G12O00RAXXX](#)
[SPZ1AM152G12O00RAXXX](#) [SPZ1VM681G16O00RAXXX](#) [SPZ1HM220E07O00RAXXX](#)