

DATASHEET

# UJ3D1220KSD

## 20A -1200V SiC Schottky Diode

Rev. C, February 2020

### Description

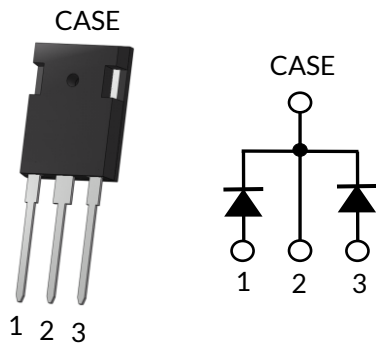
UnitedSiC offers the 3<sup>rd</sup> generation of high performance SiC Merged-PiN-Schottky (MPS) diodes. With zero reverse recovery charge and 175°C maximum junction temperature, these diodes are ideally suited for high frequency and high efficiency power systems with minimum cooling requirements.

### Features

- ◆ Maximum operating temperature of 175°C
- ◆ Easy paralleling
- ◆ Extremely fast switching not dependent on temperature
- ◆ No reverse or forward recovery
- ◆ Enhanced surge current capability, MPS structure
- ◆ Excellent thermal performance, Ag sintered
- ◆ 100% UIS tested
- ◆ AEC-Q101 qualified

### Typical applications

- ◆ Power converters
- ◆ Industrial motor drives
- ◆ Switch mode power supplies
- ◆ Power factor correction modules



Part Number	Package	Marking
UJ3D1220KSD	TO-247-3L	UJ3D1220KSD



## Maximum Ratings

Parameter	Symbol	Test Conditions	Value (Leg/Device)	Units
DC blocking voltage	$V_R$		1200	V
Repetitive peak reverse voltage, $T_J=25^\circ\text{C}$	$V_{RRM}$		1200	V
Surge peak reverse voltage	$V_{RSM}$		1200	V
Maximum DC forward current	$I_F$	$T_C = 158^\circ\text{C}$	10/20	A
Non-repetitive forward surge current sine halfwave	$I_{FSM}$	$T_C = 25^\circ\text{C}, t_p = 10\text{ms}$	120/240	A
		$T_C = 110^\circ\text{C}, t_p = 10\text{ms}$	110/220	
Repetitive forward surge current sine halfwave, $D=0.1$	$I_{FRM}$	$T_C = 25^\circ\text{C}, t_p = 10\text{ms}$	56.7/113.4	A
		$T_C = 110^\circ\text{C}, t_p = 10\text{ms}$	33.6/67.2	
Non-repetitive peak forward current	$I_{F,max}$	$T_C = 25^\circ\text{C}, t_p = 10\mu\text{s}$	720/1440	A
		$T_C = 110^\circ\text{C}, t_p = 10\mu\text{s}$	720/1440	
$i^2t$ value	$\int i^2 dt$	$T_C = 25^\circ\text{C}, t_p = 10\text{ms}$	72/288	$\text{A}^2\text{s}$
		$T_C = 110^\circ\text{C}, t_p = 10\text{ms}$	60/240	
Power dissipation	$P_{tot}$	$T_C = 25^\circ\text{C}$	234.4/468.8	W
		$T_C = 158^\circ\text{C}$	26.6/53.2	
Maximum junction temperature	$T_{J,max}$		175	$^\circ\text{C}$
Operating and storage temperature	$T_J, T_{STG}$		-55 to 175	$^\circ\text{C}$
Soldering temperatures, wavesoldering only allowed at leads	$T_{sold}$	1.6mm from case for 10s	260	$^\circ\text{C}$

## Thermal Characteristics

Parameter	Symbol	Test Conditions	Value (Leg/Device)			Units
			Min	Typ	Max	
Thermal resistance, junction-to-case	$R_{\theta JC}$			0.49/0.245	0.64/0.32	$^\circ\text{C}/\text{W}$

### Electrical Characteristics ( $T_J = +25^\circ\text{C}$ unless otherwise specified)

Parameter	Symbol	Test Conditions	Value (Leg/Device)			Units
			Min	Typ	Max	
Forward voltage	$V_F$	$I_F=10\text{A}/20\text{A}, T_J=25^\circ\text{C}$	-	1.4	1.6	V
		$I_F=10\text{A}/20\text{A}, T_J=150^\circ\text{C}$	-	1.85	2.3	
		$I_F=10\text{A}/20\text{A}, T_J=175^\circ\text{C}$	-	2	2.6	
Reverse current	$I_R$	$V_R=1200\text{V}, T_J=25^\circ\text{C}$	-	10/20	110/220	$\mu\text{A}$
		$V_R=1200\text{V}, T_J=175^\circ\text{C}$	-	450/900		
Total capacitive charge <sup>(1)</sup>	$Q_C$	$V_R=800\text{V}$		51/102		nC
Total capacitance	C	$V_R=1\text{V}, f = 1\text{MHz}$		510/1020		pF
		$V_R=400\text{V}, f = 1\text{MHz}$		48/96		
		$V_R=800\text{V}, f = 1\text{MHz}$		41/82		
Capacitance stored energy	$E_C$	$V_R=800\text{V}$		15/30		$\mu\text{J}$

(1)  $Q_C$  is independent on  $T_J, di_F/dt$ , and  $I_F$  as shown in the application note USCi\_AN0011.

### Typical Performance Diagrams (Per Leg)

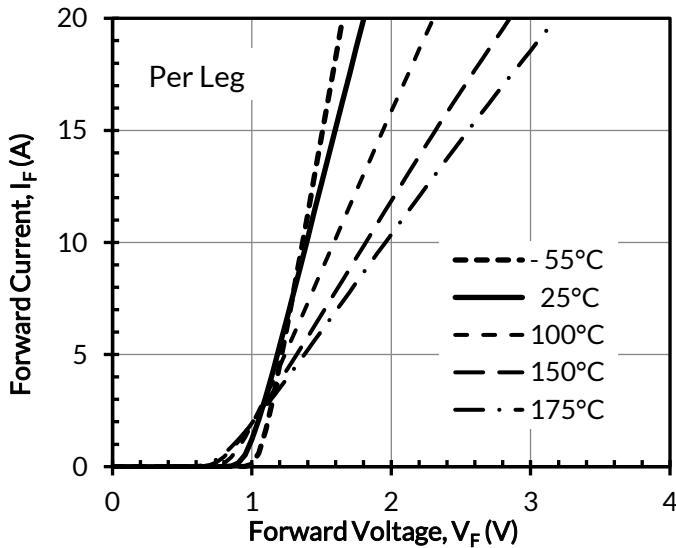


Figure 1. Typical forward characteristics

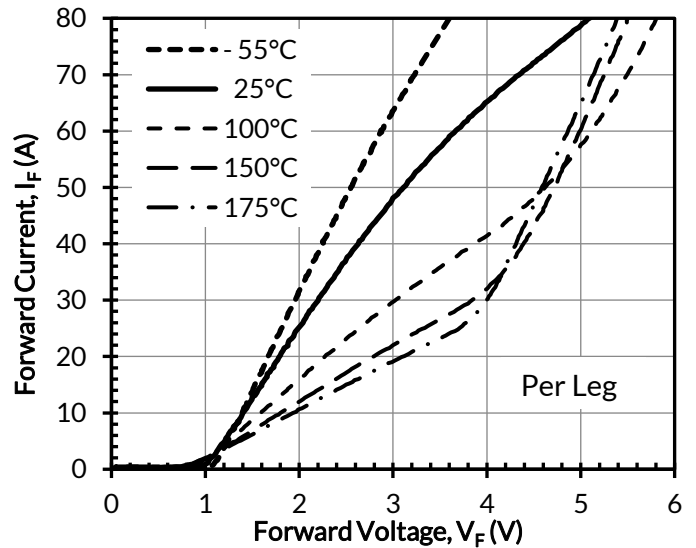


Figure 2. Typical forward characteristics in surge current

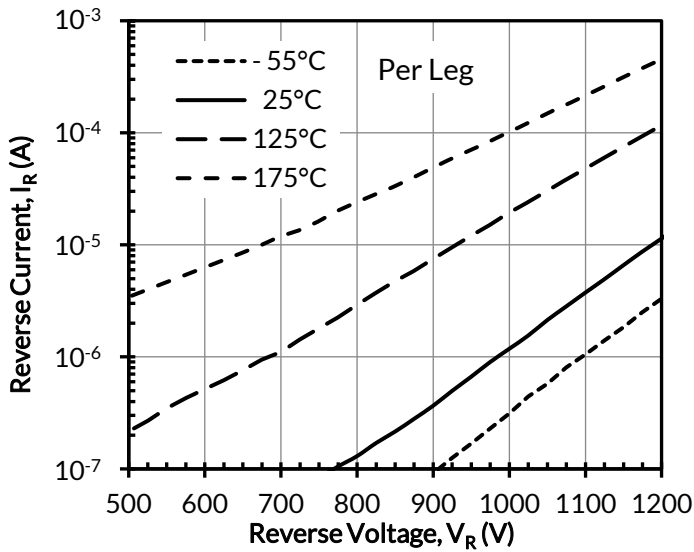


Figure 3. Typical reverse characteristics

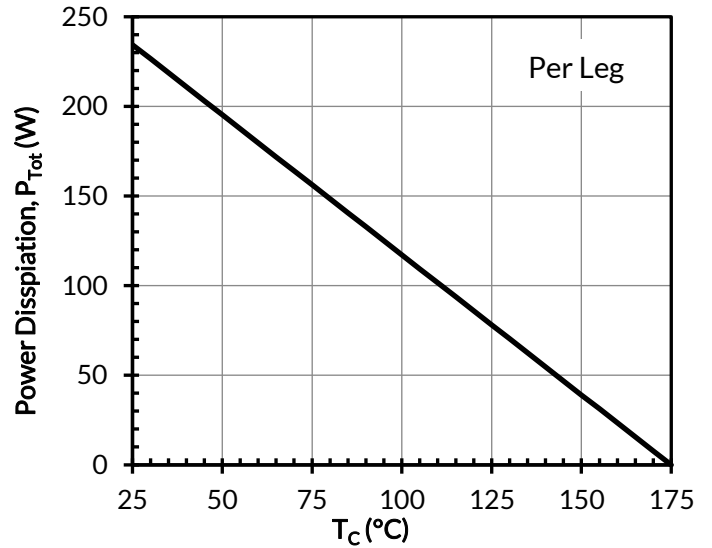


Figure 4. Power dissipation

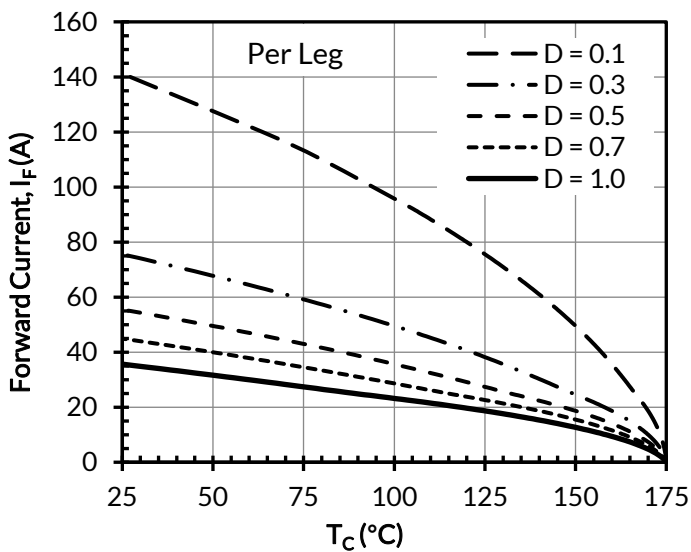


Figure 5. Diode forward current

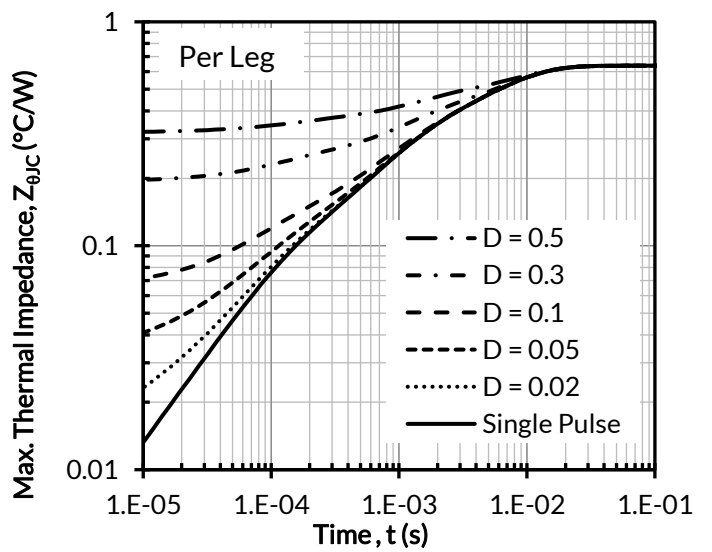


Figure 6. Maximum transient thermal impedance

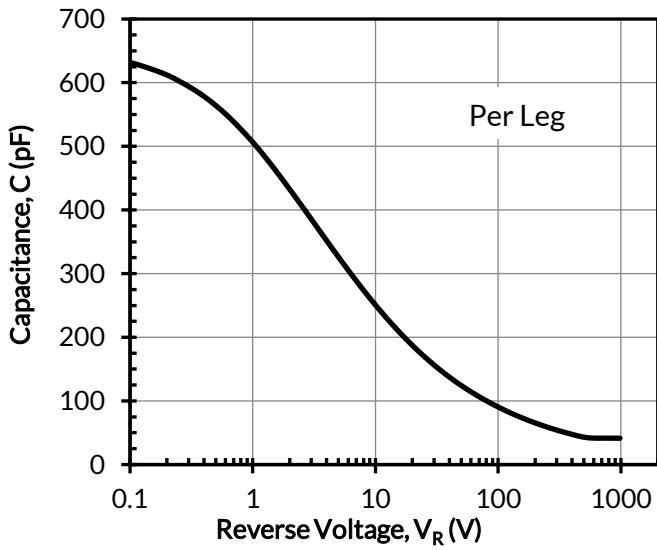


Figure 7. Capacitance vs. reverse voltage at 1MHz

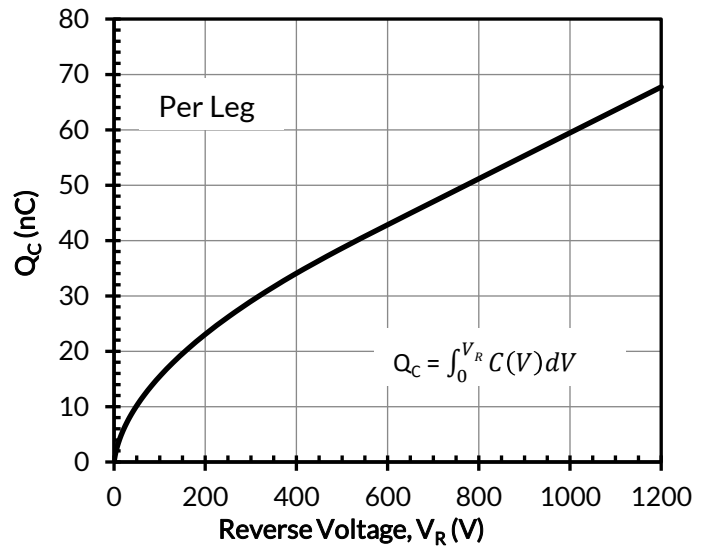


Figure 8. Typical capacitive charge vs. reverse voltage

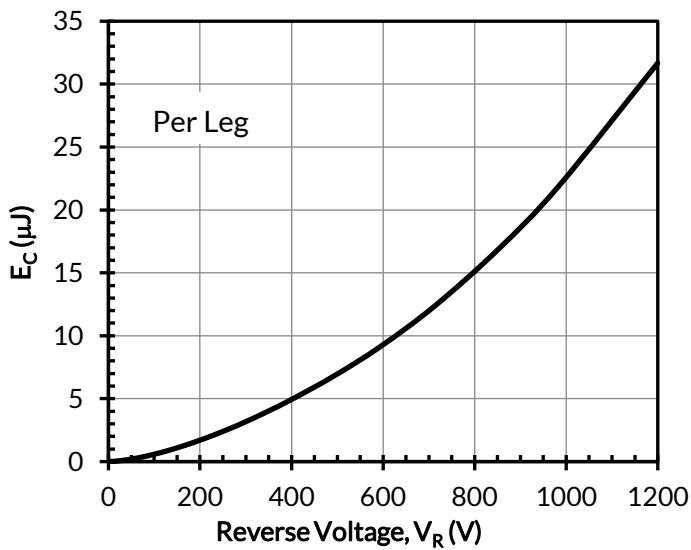


Figure 9. Typical capacitance stored energy vs. reverse voltage

## Disclaimer

UnitedSiC reserves the right to change or modify any of the products and their inherent physical and technical specifications without prior notice. UnitedSiC assumes no responsibility or liability for any errors or inaccuracies within.

Information on all products and contained herein is intended for description only. No license, express or implied, to any intellectual property rights is granted within this document.

UnitedSiC assumes no liability whatsoever relating to the choice, selection or use of the UnitedSiC products and services described herein.

## X-ON Electronics

Largest Supplier of Electrical and Electronic Components

*Click to view similar products for [Schottky Diodes & Rectifiers](#) category:*

*Click to view products by [UnitedSiC](#) manufacturer:*

Other Similar products are found below :

[MA4E2039](#) [D1FH3-5063](#) [MBR10100CT-BP](#) [MBR1545CT](#) [MMBD301M3T5G](#) [RB160M-50TR](#) [RB551V-30](#) [BAS16E6433HTMA1](#) [BAT](#)  
[54-02LRH E6327](#) [NSR05F40QNXT5G](#) [NTE555](#) [JANS1N6640](#) [SB07-03C-TB-H](#) [SK310-T](#) [SK32A-LTP](#) [SK33A-TP](#) [SK34B-TP](#) [SS3003CH-](#)  
[TL-E](#) [GA01SHT18](#) [CRS10I30A\(TE85L,QM](#) [MA4E2501L-1290](#) [MBRA140TRPBF](#) [MBRB30H30CT-1G](#) [SB007-03C-TB-E](#) [SK32A-TP](#)  
[SK33B-TP](#) [SK35A-TP](#) [SK38B-TP](#) [NRVBM120LT1G](#) [NTE505](#) [NTSB30U100CT-1G](#) [SS15E-TP](#) [VS-6CWQ10FNHM3](#) [ACDBA1100LR-HF](#)  
[ACDBA1200-HF](#) [ACDBA140-HF](#) [ACDBA2100-HF](#) [ACDBA3100-HF](#) [CDBQC0530L-HF](#) [CDBQC0240LR-HF](#) [BAT6202VH6327XTSA1](#)  
[ACDBA340-HF](#) [ACDBA260LR-HF](#) [ACDBA1100-HF](#) [SK310B-TP](#) [MA4E2502L-1246](#) [MA4E2502H-1246](#) [NRVBM120ET1G](#)  
[NSR01L30MXT5G](#) [NTE573](#)