



# D21CC80UNVPWX12-D

## 2100mA Programmable LED Driver

- Class 2, 80W constant current output with 0-10V dimming
- Full featured programmability with 12Vdc 100mA auxiliary output
- Low standby power (<0.5W) in dim-to-off state

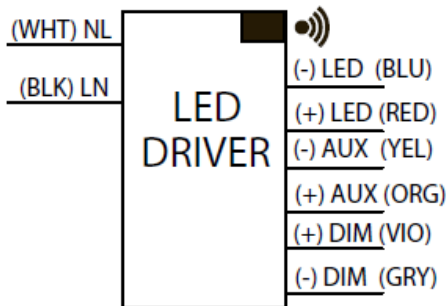


### Performance

Input Voltage	120 ~ 277 Vac
Input Current Max	0.77 / 120V 0.33 / 277V
Input Power Max	93W
Input Frequency	50 - 60 (Hz)
Power Factor	> 0.95 @ max load
THD	< 20 % @ max load
Output Voltage	16V to 38V @ 2.10 Amps (Refer to Power Curve Chart) 16V to 56V @ 1.40 Amps
Max. Output Current	2100mA
Min. Dimming Current	5mA
Output Power	80W
Standby Power	< 0.5W @ 120Vac < 0.5W @ 277Vac
Line Regulation	±3 %
Load Regulation	±5 %
Output Current Ripple	<10% (Pk-Pk/avg)
Inrush Current*	120V: 22A / 436uS Peak / >10% Duration 277V: 54A / 351uS

\* Source impedance per NEMA 410

### Wiring Diagram:



### Auxiliary Output

Output Voltage	12Vdc
Output Current	100 mA

### Physical



Length	16.88 in (428.7 mm)
Width	1.25 in (31.8 mm)
Height	1.00 in (25.4 mm)
Mounting Length	16.28 in (413.5 mm)
Weight (lbs)	1.25
Wire Trap / Plug-in Connectors for 16-22 AWG Solid Wire Strip length 0.33 in	

### Environmental

EMI and RFI	Meets FCC part 15 (Class A) Non-Consumer Limits
Operating Temperature	-40°C to 55°C (-40°F to 131°F)
Storage Temperature	-40°C to 85°C (-40°F to 185°F)
tc	85°C max for warranty 90°C max for UL
Protection Rating	UL Dry & Damp
Transient Protection	IEEE C62.41 2.5kV

Protection  
Over Voltage, Under Voltage, Short Circuit, Over Temp

Safety:  
UL 8750 & CSA 250.13  
UL Class P

### Ordering Information

Order Number	Description	Qty/Carton
D21CC80UNVPWX12-D010C	2100mA 80W	10



Application and operation performance specification information subject to change without notification.



# D21CC80UNVPWX12-D

## Programmable Features

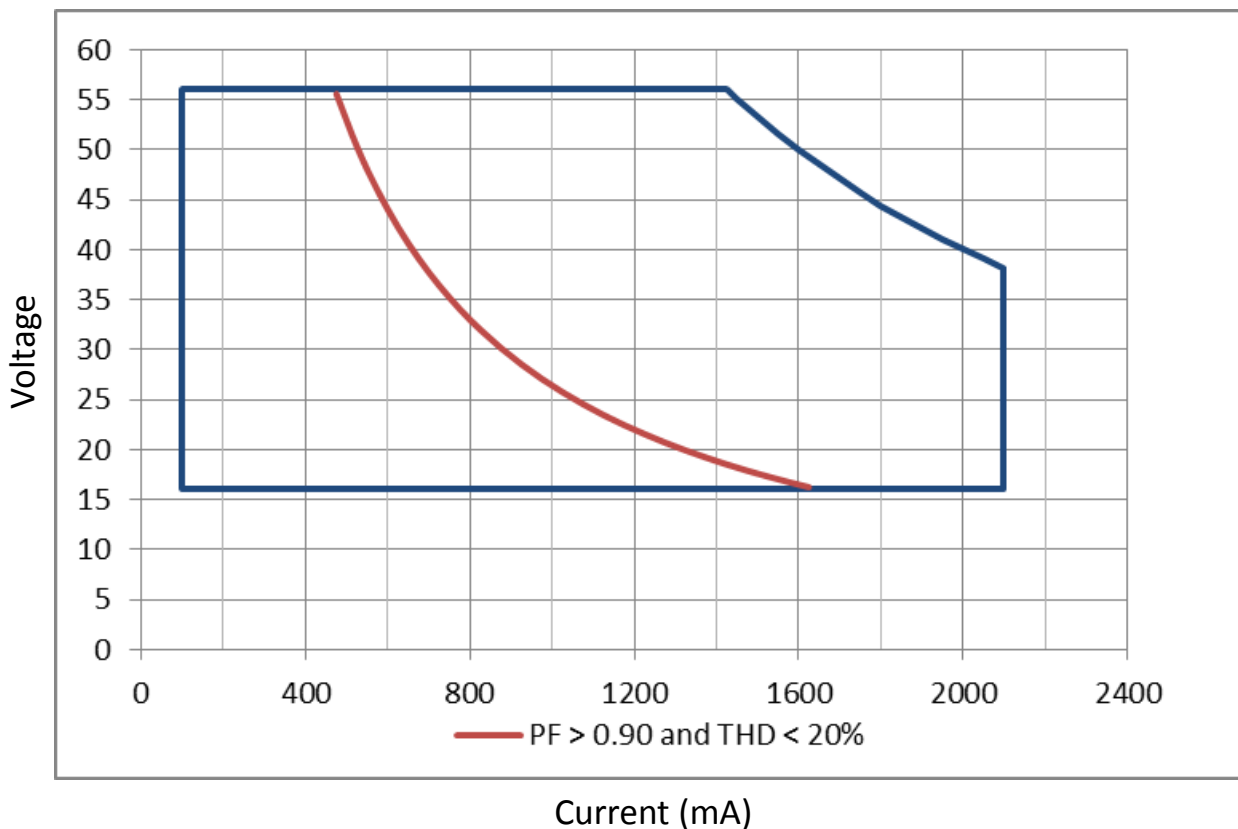
Output Current
Minimum Dimming Level
Dim-to-Off
Dimming Curve (Linear, Linear Soft Start, Logarithmic)
Lumen Maintenance

## Programming System

Software	EVERset Programming Software
Hardware	LDPC000A Configuration Tool
Driver Interface	Wireless via RFID

\*Refer to application notes EVD10 and EVD11 at [www.unvlt.com](http://www.unvlt.com) for additional information on programmable features.

## Driver Operating Range:

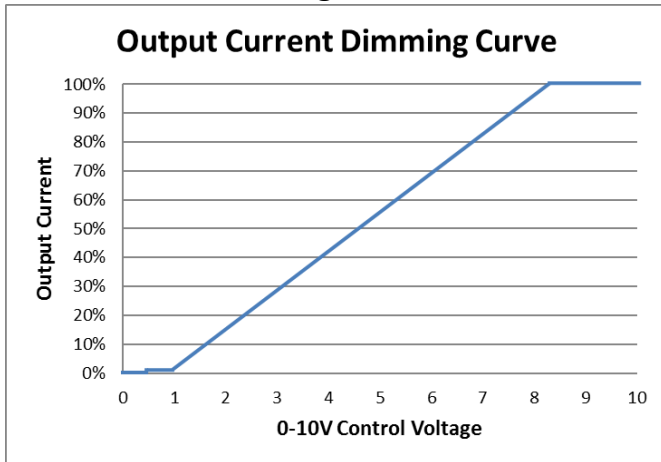


Application and operation performance specification information subject to change without notification.

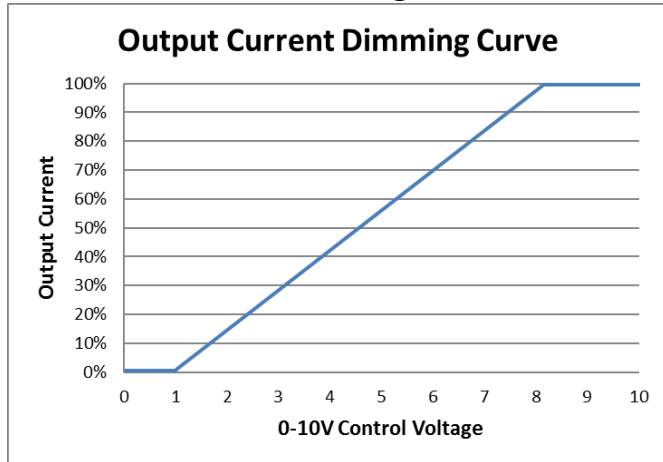


## 0-10V Dimming

### Linear Dimming w/ Dim-to-Off



### Linear Dimming to 1%\*



\* Driver ships with Dim-to-Off enabled. Dim-to-Off can be disabled through the EVERset programming software.

### 0-10V Analog Dimming Interface

- Analog 0 to 10 vDC Voltage Control
- Use Violet (+) & Gray (-) for connection to 0-10vDC.
- 10v = maximum output, 0v = dim-to-off or minimum programmed output
- 0-10V interface can be wired as Class 1 or Class 2 Circuit.
- Driver will source a maximum of 165uA for control needs.
- Controller must sink current from the 0-10V control leads.

### Programmable Dimming Features

Feature	Range	Factory Default
Maximum Output Current	100 - 2100mA	default = 2100mA
Minimum Dimming Level	5 - 1050mA	default = 21mA
Dimming Curve	(Linear, Linear Soft Start, Logarithmic w/ factor 1 to 7)	default = Linear
Dimming Control Voltage Range		
Max Bright Control Voltage	7 - 9Vdc	default = 8Vdc
Min Dim Level Control Voltage	1 - 3Vdc	default = 1Vdc
Dim-to-Off	0.1 - 1.7Vdc; 0 = disabled	default = 0.5Vdc

\* Refer to application note EVD10 at [www.unvlt.com](http://www.unvlt.com) for additional information on programmable dimming features.

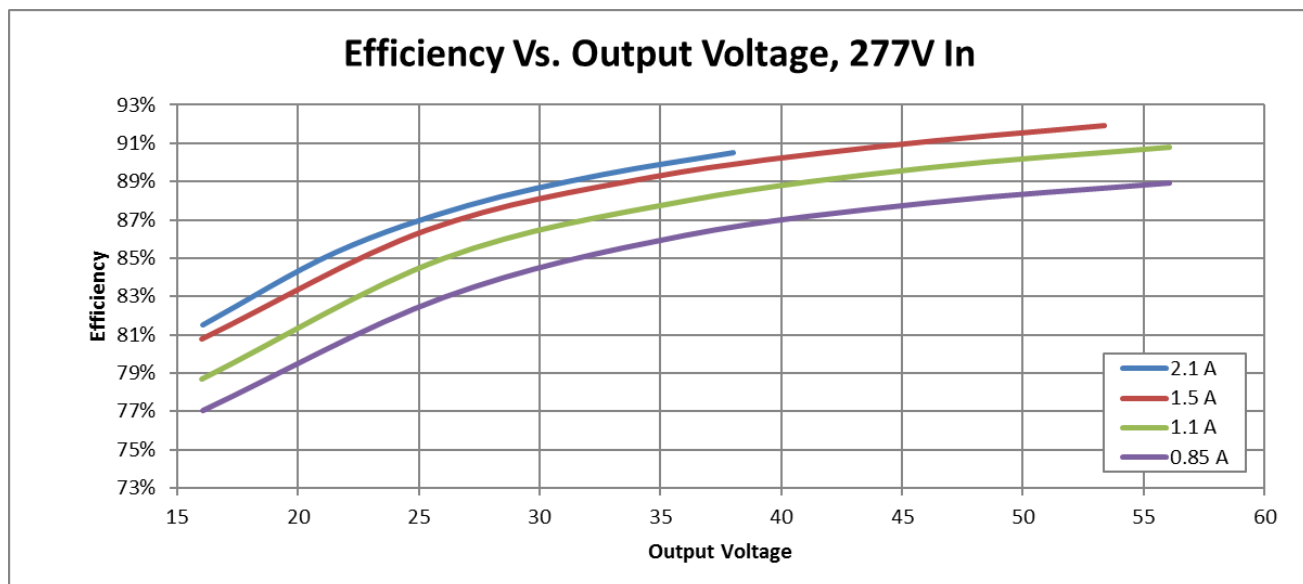
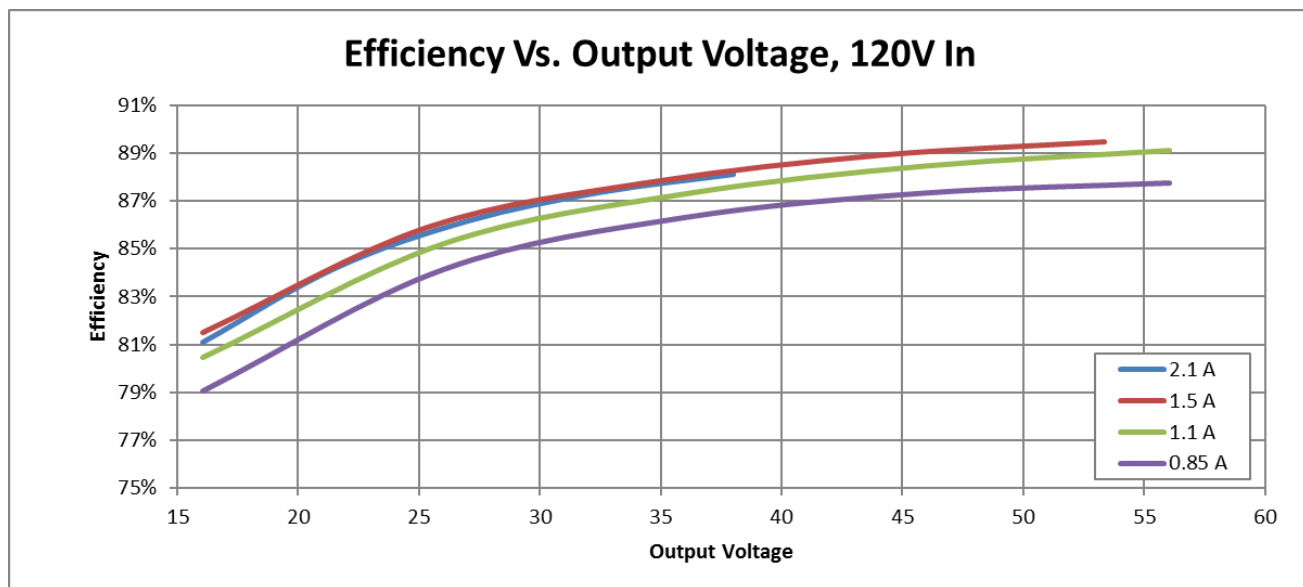


Application and operation performance specification information subject to change without notification.



## Performance: Efficiency

Typical performance measurements are shown. The charts are to be used as a guideline and not for specification use.

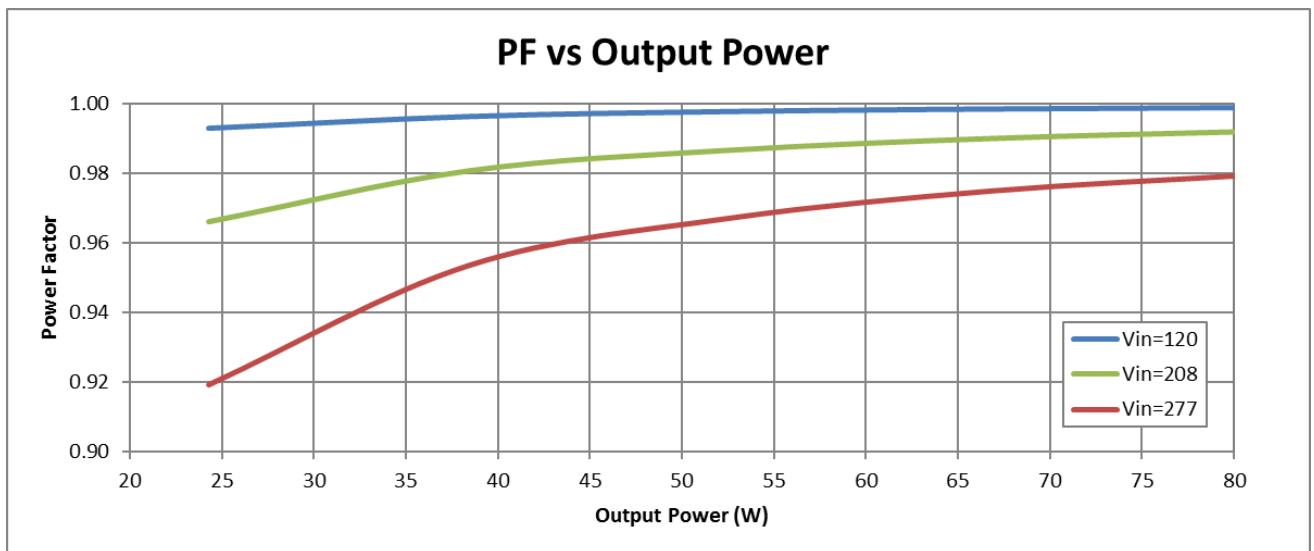
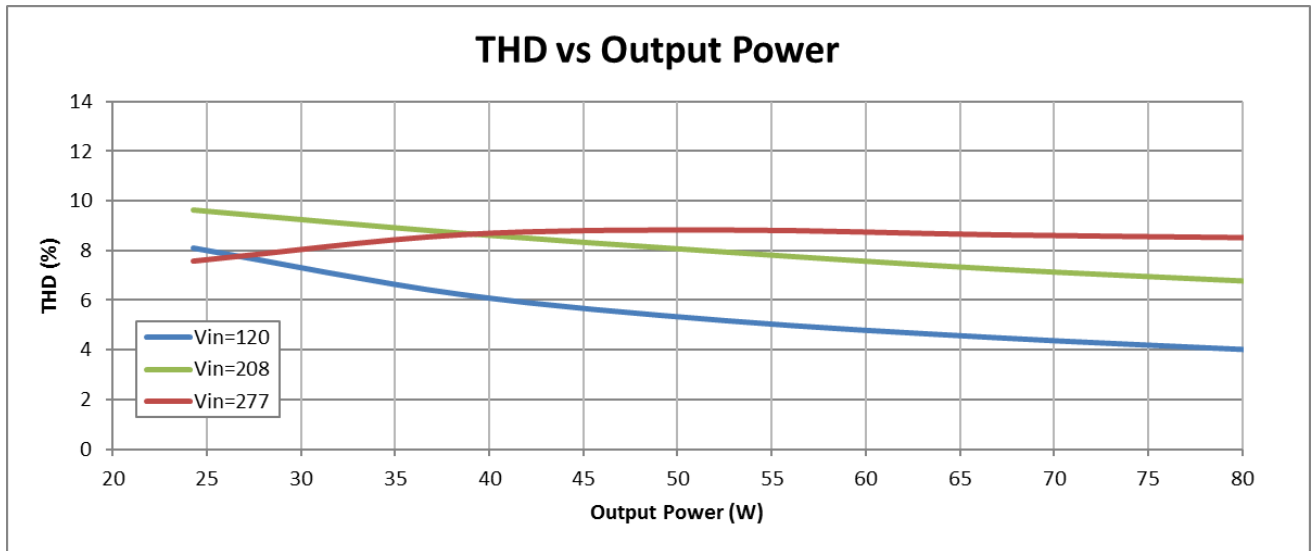


Application and operation performance specification information subject to change without notification.



## Performance: Total Harmonic Distortion, & Power Factor

Typical performance measurements are shown. The charts are to be used as a guideline and not for specification use.



Output power based on maximum rated output current and varying load voltages.



Application and operation performance specification information subject to change without notification.



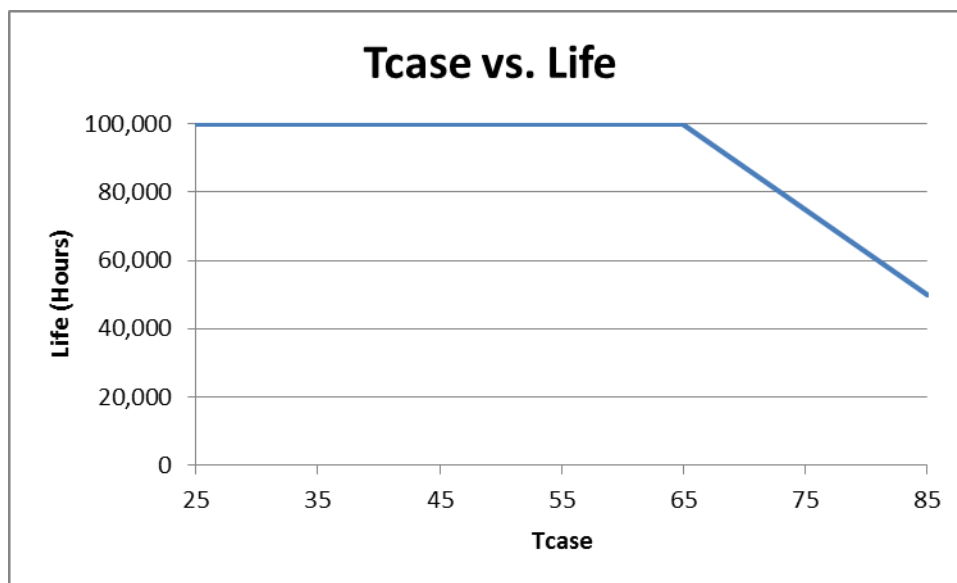
# D21CC80UNVPWX12-D

Transient Protection		
Transient	Differential Mode (L-N)	Common Mode (L-G, N-G, L&N-G)
IEEE C62.41 100kHz Ring Wave (200A maximum)	> 2.5kV	> 2.5kV

Isolation					
Isolation	Input	Output	0-10V	Auxiliary	Enclosure
Input	-	2xU + 1kV	2xU + 1kV	2xU + 1kV	2xU + 1kV
Output	2xU + 1kV	-	2xU + 1kV	Non-isolated	700V
0-10V	2xU + 1kV	2xU + 1kV	-	2xU + 1kV	2xU + 1kV
Auxiliary	2xU + 1kV	Non-isolated	2xU + 1kV	-	700V
Enclosure	2xU + 1kV	700V	2xU + 1kV	700V	-

U = Max Input Voltage

## Driver Lifetime vs. Driver Case Temperature



The Data curve provided predicts the LED Driver life based on the case temperature measured at the Tc location identified on the label or specification sheet. The Telecordia SR-332 standard is used to generate the prediction curves.

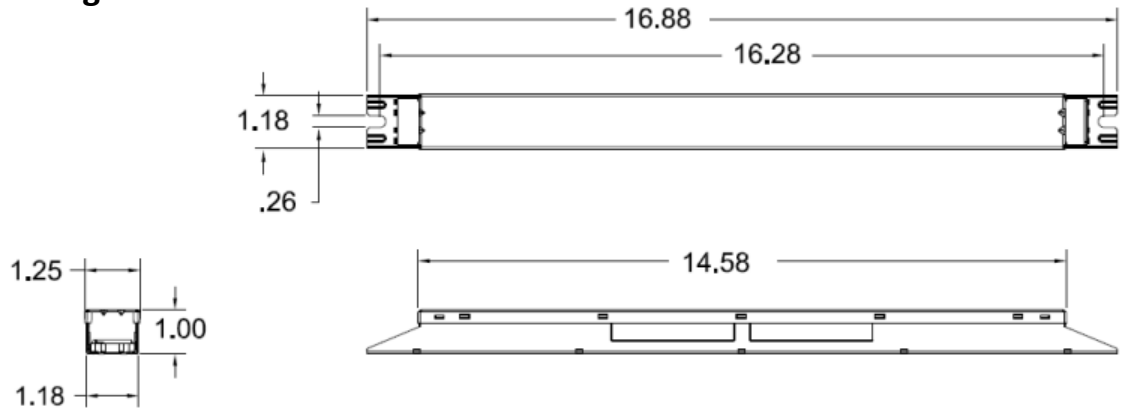


Application and operation performance specification information subject to change without notification.

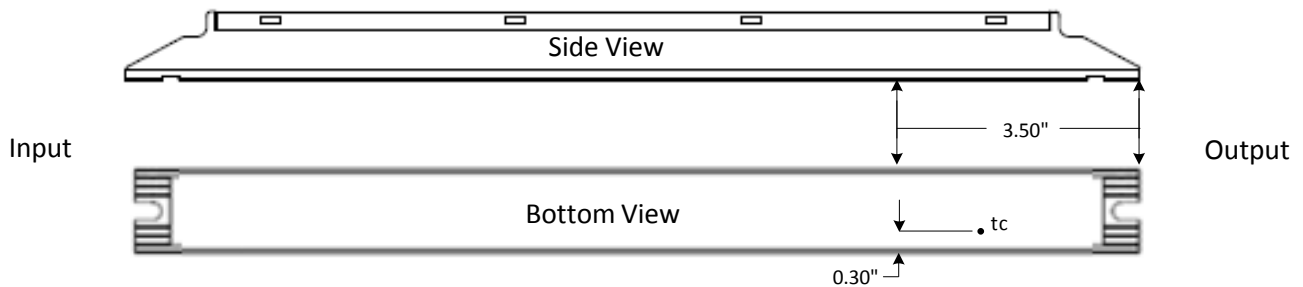


# D21CC80UNVPWX12-D

## Dimensional Diagram:



## Tc Location:



FCC Statement: This device complies with part 15 of the FCC Rules. Operation is subject to the following two conditions: (1) This device may not cause harmful interference, and (2) this device must accept any interference received, including interference that may cause undesired operation.

## Warranty:

Universal Lighting Technologies warrants to the purchaser that each power supply will be free from defects in material or workmanship for a period of 5 years from the date of manufacture when properly installed per instructions and under normal operating conditions of use. Call 1-800-225-5278 for technical assistance.



Application and operation performance specification information subject to change without notification.

## X-ON Electronics

Largest Supplier of Electrical and Electronic Components

*Click to view similar products for [LED Power Supplies](#) category:*

*Click to view products by [Universal Lighting](#) manufacturer:*

Other Similar products are found below :

[ESS015W-1000-12](#) [EUC-075S105DT](#) [PDA-WIFI](#) [PIFC-K250F](#) [PITB-K222A](#) [ALD-514012PJ134](#) [LB240S24KH](#) [LMH020-SPLC-0000-0000001](#) [79534](#) [79535](#) [EUG-200S210DT](#) [ESS030W-1050-21](#) [ESS030W-0900-32](#) [BPOXL 4-12-035](#) [SLM160W-3.9-40-ZA](#) [ESS010W-0180-42](#) [ESS010W-0350-24](#) [ESS010W-0200-42](#) [PDA080B-1A0G](#) [PDA150B-S1A5G](#) [ZPS-20](#) [SLM140W-1.05-130-ZA](#) [ESS040W-1400-27](#) [ESS015W-0700-18](#) [ESS010E-0250-42](#) [EVM120W-2700-42-ECN2](#) [EDC-100S105SV-0007](#) [79278](#) [EUD-150S350DVA](#) [LWA320-C420-ARK-B](#) [50304](#) [HVG-320-36AB](#) [HVG-320-54AB](#) [OT FIT 50/220-240/300 D L](#) [OT FIT 35/220-240/350 D CS L](#) [OT FIT 65/220-240/350 D CS L](#) [ELEMENT 30/220-240/700 S](#) [LC 75W 100-400MA 1-10V LP EXC](#) [LCA 35W 150-700MA ONE4ALL LP PRE](#) [LCA 50W 100-400MA ONE4ALL LP PRE](#) [LCA 50W 350-1050MA ONE4ALL LP PRE](#) [LCA 50W 350-1050MA 2XCH LP PRE](#) [LCI 150/325-1050/300 O4A SL PRE](#) [LCA 75W 100-400MA ONE4ALL LP PRE](#) [LCA 45W 500-1400MA ONE4ALL SC PRE](#) [LC 50W 100-400MA FLEXC LP EXC](#) [LCA 75W 350-1050MA ONE4ALL LP PRE](#) [LC 50W 350-1050MA FLEXC LP EXC](#) [LC 75W 350-1050MA FLEXC LP EXC](#) [LCA 75W 900-1800MA ONE4ALL LP PRE](#)