



M10CC8xxD32N2V

Description: ZH Constant Current Linear LED Module – V Series

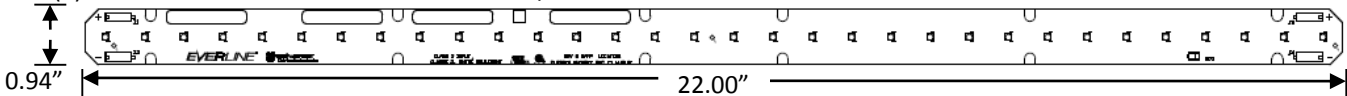


- For use in Class 2 lighting systems
- Zhaga-Hybrid Mounting Pattern
- Suitable for DLC Applications

Performance:						
Part Number	Nominal					CRI
	Current (Amps)	Initial Lumens ⁽¹⁾	V _f ⁽²⁾ (Volts)	Power (Watts)	Lm/W	
M10CC840D32N2V	1.050	1929	11.6	12.2	158	>82
	0.700	1329	11.3	7.9	169	
	0.525	1012	11.0	5.8	175	
	0.350	686	10.8	3.8	181	
	0.275	542	10.7	2.9	184	

(1) MID Flux Bin Values are shown for CCT of 4000K. Tolerance of ±10% at 45°C

(2) V_f is at T_c of 45°C with max tolerance of +/- 5%.



Mechanical Dimensions

- Length: 22.00"
- Width: 0.94"
- Height: 0.25"
- Weight: 0.16 lbs

General Performance Specifications

- Lumen Maintenance : L85 50Khrs, t_c=75°C
- Color Consistency: <3 SDCM

Application:

- Min. Ambient Operating Temp.: -40°F, -40°C
- Max. Board Temp. (at t_c): 176°F, 80°C
- Control Range: 100% to 1%
- Maximum Current rating of 1.050 Amps

Regulatory

- Recognized - UL8750
- CAN/CSA-C22.2 No. 250.13-12
- RoHS Compliant

Notes:

- Performance data taken at T_c = 45°C.
- V_f increases by 2% at 25°C at initial turn on.
- V_f increases by 10% at -30°C at initial turn on.
- Power consumption and photometric performance are typical values.
- Lumen maintenance value is based on LM80 testing and TM-21 calculation projections.

Part Number	CCT	Lumen Multiplier
M10CC827D32N2V	2700K	92.0%
M10CC830D32N2V	3000K	95.0%
M10CC835D32N2V	3500K	96.0%
M10CC840D32N2V	4000K	100.0%
M10CC850D32N2V	5000K	101.0%
M10CC865D32N2V	6500K	100.0%

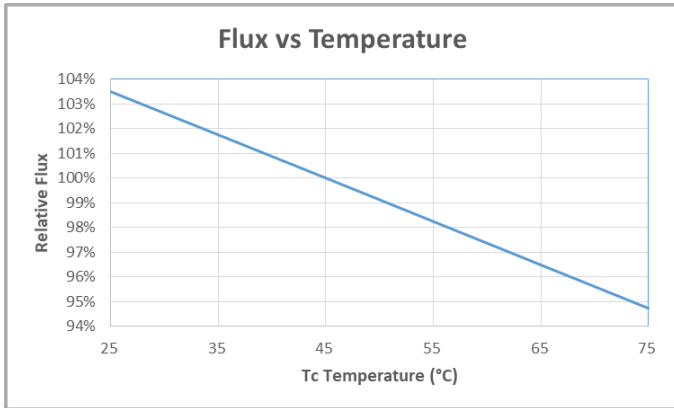
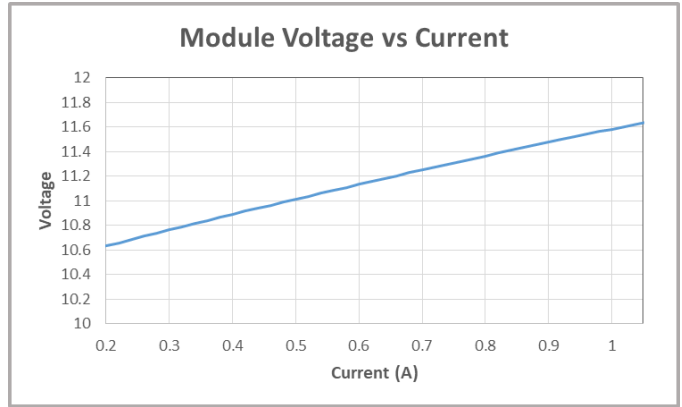
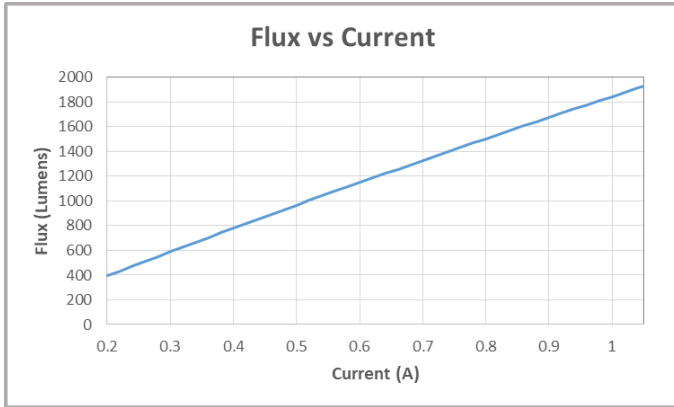
Ordering Codes	Description	Qty/Ctn
M10CC8xxD32N2V50C	Dry/Indoor Use Only, 4 Connectors	50
M10CC8xxD32N2V50C	Conformal Coat w/ 4 Connectors	50
M10CC8xxD32N2VP50C	Dry/Indoor Use Only, 2 Connectors on one end only	50
M10CC8xxD32N2VPC50C	Dry/Indoor Use Only, 2 Connectors on one end only, Conformal Coat	50



Application and operation performance specification information subject to change without notification.



Flux and Voltage vs. Current



Notes:
Typical Values are shown for flux and voltage graphs with Tc=45°C.

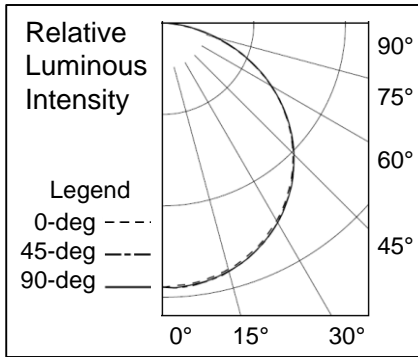


Application and operation performance specification information subject to change without notification.

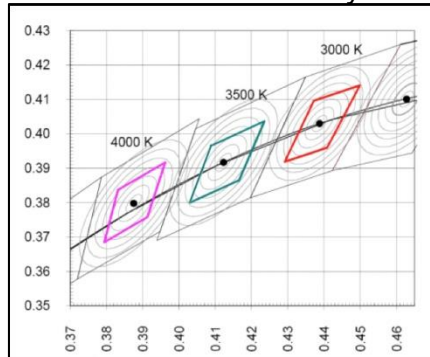


M10CC8xxD32N2V

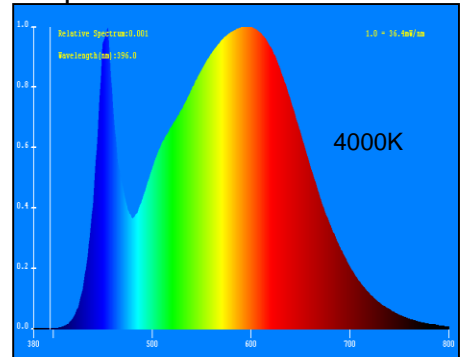
Photometric Distribution



Color Consistency



Spectral Power Distribution



Installation & Assembly Guidelines

Relative Lumens vs. Temperature

Mounting:

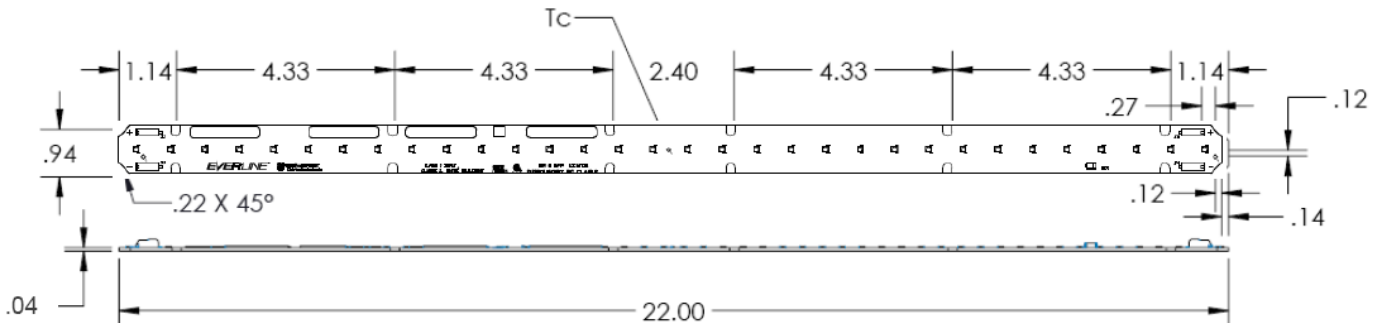
- This module should be mounted using the mounting slots provided.
- Nylon washers should be used on the top side to prevent the screw-head from making electrical contact with traces.
- Thermal interface material is recommended to transfer heat away from the module to the fixture.
- LEDs should not be contacted during installation to avoid damage.

Wire Connector

- Wire connectors will accept 18AWG solid or bonded stranded wire.
- To remove wire from connector, depress the indent on the top of the terminal with a pointed tool, and pull the wire.

Electrostatic Sensitive Product

- Installation of Universal Everline LED Modules should be in a production environment that incorporate ESD protective measures.
- When servicing LED Luminaires, technicians should be grounded, and should avoid contact with the LEDs.



Application and operation performance specification information subject to change without notification.



M10CC8xxD32N2V

Application Notes:

1. The standard version of this module without conformal coating is designed for indoor fixtures in dry applications. Damage caused by corrosion due to moisture, condensation and other environmental elements, is not covered by the warranty.
2. Proper heat sinking is required to ensure that the module does not exceed its rated temperature. Damage caused by improper heat sinking is not covered by the warranty.
3. The color is measured at the LED binning condition. The LED module is designed to operate in accordance with ANSI C78 377. Color shift may occur in the system due to deviations in temperature and components that surround or cover the LED in the fixture.

CONDITIONS OF ACCEPTABLE USAGE:

This component has been judged on the basis of the required spacing distances in the Standard for LED Equipment for Use in Lighting Products, UL 8750.

1. The LED modules are intended for connection to a constant current, Class 2 power supply. When the arrays are connected and used with power supplies other than class 2, the need for an additional evaluation shall be considered in the end use product investigation.
2. The LED modules shall be installed in compliance with the mounting, spacing, casualty, and the segregation requirements applicable to the ultimate application.
3. The LED modules were not subjected to the Normal Temperature Test. A Temperature Test shall be conducted in the end product with considerations for the following components, their ratings, and LED-to-LED spacing:
Printed Wiring Board – 105°C
Connectors – 60°C
4. The LED modules are intended for use in dry and damp locations when connected to a Class 2 power supply. Use in other than dry and damp locations powered by a Class 2 power supply shall be evaluated to the end use application.
5. All models shall be marked with any voltage and current rating that doesn't exceed the maximum ratings in the ELECTRICAL RATINGS table of this report. All models are to be used within their marked ratings.



Application and operation performance specification information subject to change without notification.

X-ON Electronics

Largest Supplier of Electrical and Electronic Components

Click to view similar products for [universal lighting manufacturer](#):

Other Similar products are found below :

[LDPC000A-000I](#) [D15CC55UVPA12-FS010C](#) [D10CC30UNVPW-C010C](#) [D700C20UNVPW-C010C](#) [D28CC95UVPA12-F010C](#)

[D700C20UNVPWX12-C010C](#) [D10CC30UNVPWX12-C010C](#) [D15CC55UNVPWX12-C010C](#) [D21CC80UNVPWX12-D010C](#)

[M10CC850D56N2W10C](#) [D21CC80UNVPW-C010C](#) [D700C20UNVPWX12-K010C](#) [M10CC850D56N3W10C](#) [D700C20UNVPW-L010C](#)

[M10CC835D32N3W10C](#) [D28CC95UVPA12-VF010C](#) [M10CC840D56N3W10C](#) [M10CC835D56N2W10C](#) [M700C840D72N3W10C](#)

[M10CC850D32N2W10C](#) [M700C850D72N2W10C](#) [M10CC835D56N3W10C](#) [M700C850D72N3W10C](#) [M700C835D72N2W10C](#)

[M700C840D72N2W10C](#) [M700C835D72N3W10C](#) [D15CC55UNVPWX12-K010C](#) [D10CC30UNVPWX12-K010C](#) [D15CC55UNVPW-L010C](#)

[M10CC840D32N3W10C](#) [M10CC850D32N3W10C](#) [M10CC840D56N2W10C](#) [D10CC30UNVPW-L010C](#) [M10CC840D32N2W10C](#)