



M525C8xxD28N11A

Description: ZH Constant Current Linear LED Module – Gen B

- For use in Class 2 lighting systems
- Zhaga-Hybrid Mounting Hole Pattern
- Suitable for DLC 4.0 Applications

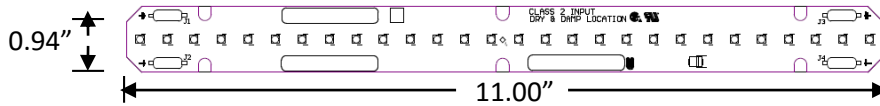


Performance:

Part Number	Nominal					CRI
	Current (A)	Initial Lumens ⁽¹⁾	V _f ⁽²⁾ (Volts)	Power (W)	Lm/W	
M525C840D28N11A	0.600	1930	22.1	13.3	146	>82
	0.525	1720	21.7	11.4	151	
	0.350	1195	20.7	7.2	165	
	0.262	910	20.1	5.3	173	

(1) MID Flux Bin Values are shown for CCT of 4000K. Tolerance of ±10% at 45°C

(2) V_f is at T_c of 65°C with max tolerance of +/- 5%.



General Performance Specifications

- Lumen Maintenance : L85 50Khrs, t_c=75°C
- Color Consistency: <3 SDCM

Application:

- Min. Ambient Operating Temp.: -22°F, -30°C
- Max. Board Temp. (at t_c): 185°F, 90°C
- Control Range: 100% to 1%
- Maximum Current rating of 0.600 Amps

Regulatory

- Recognized - UL8750
- CAN/CSA-C22.2 No. 250.13-12
- RoHS Compliant

Notes:

- Performance data taken T_c = 45°C.
- V_f increases by 2% at 25°C at initial turn on.
- V_f increases by 10% at -30°C at initial turn on.
- Power consumption and photometric performance are typical values.
- Lumen maintenance value is based on LM80 testing and TM-21 calculation projections.

Mechanical Dimensions

- Length: 11.00"
- Width: 0.94"
- Height: 0.25"
- Weight: 0.16 lbs

Part Number Options

Part Number	CCT	Lumen Multiplier
M525C830D28N11A	3000K	95.2%
M525C835D28N11A*	3500K	96.8%
M525C840D28N11A	4000K	100.0%
M525C850D28N11A	5000K	103.0%

* Consult Factory for 3500K Upgrade Timing Status

Ordering Codes	Description	Qty/Ctn
M525C8xxD28N11A0C	No Conformal Coat/Indoor Use Only	10
M525C8xxD28N11ACC	With Conformal Coat	10



Assembled in North America

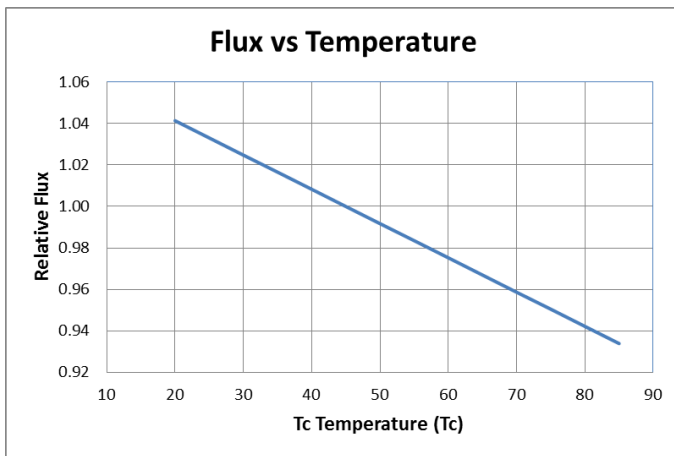
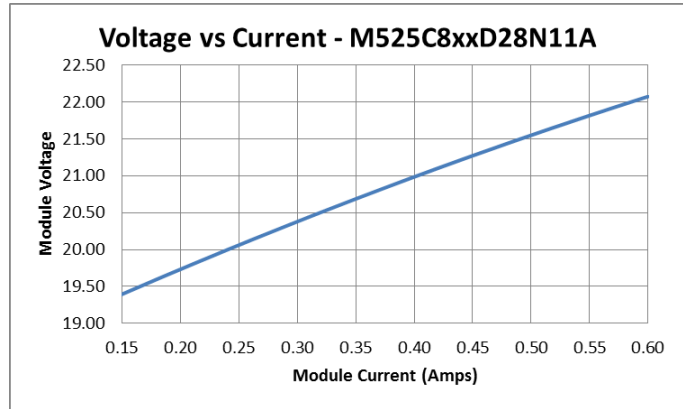
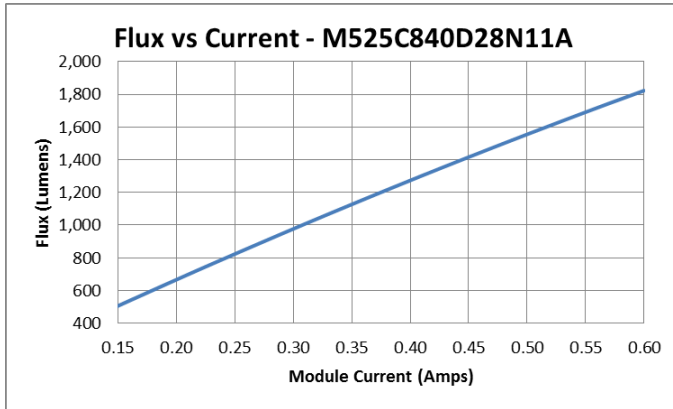


Application and operation performance specification information subject to change without notification.



M525C8xxD28N11A

Flux and Voltage vs. Current



Notes:
Typical Values are shown for flux and voltage graphs with Tc=45°C.

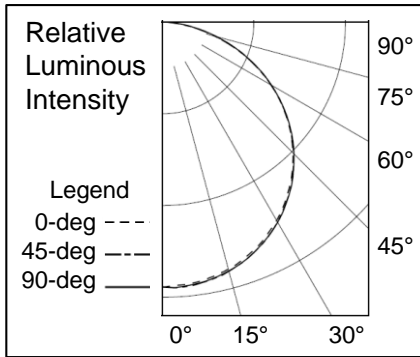


Application and operation performance specification information subject to change without notification.

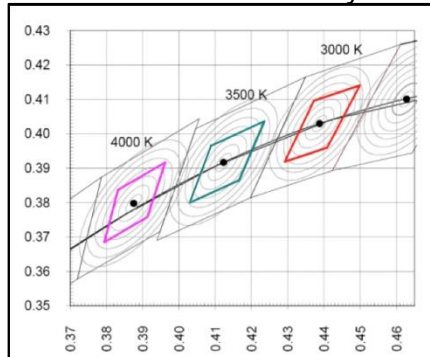


M525C8xxD28N11A

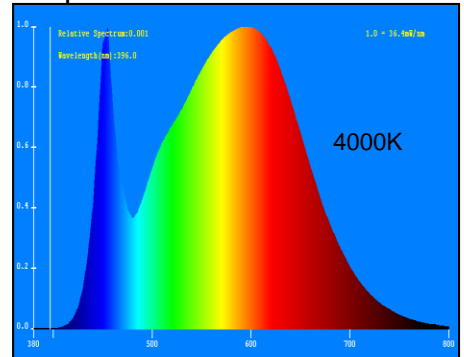
Photometric Distribution



Color Consistency



Spectral Power Distribution



Installation & Assembly Guidelines

Mounting:


- This module should be mounted using the mounting holes provided.
- Thermal interface material is recommended to transfer heat away from the module to the fixture.
- LEDs should not be contacted during installation to avoid damage

Wire Connector

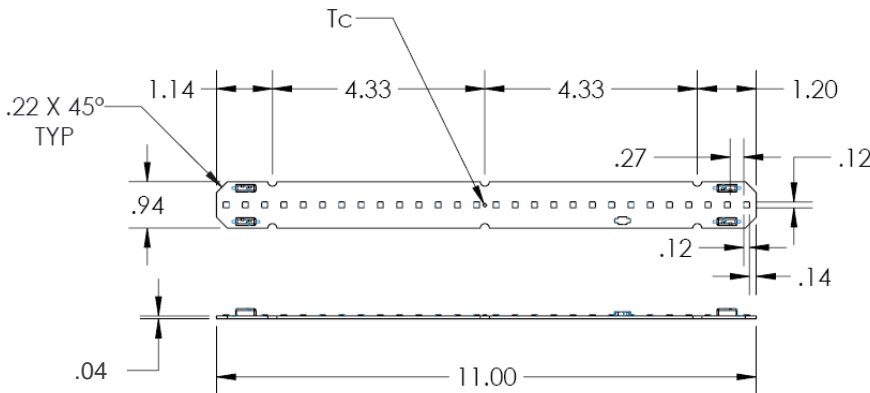
- Wire connectors will accept 18AWG solid or bonded stranded wire.
- The connector is located on the top side of the circuit board.
- To remove wire from connector, depress the indent on the top of the terminal with a pointed tool, and pull the wire.

Electrostatic Sensitive Product

- Installation of Universal Everline LED Modules should be in a production environment that incorporate ESD protective measures.
- When servicing LED Luminaires, technicians should be grounded, and should avoid contact with the LEDs.



Wire Release



EVERLINE

Application and operation performance specification information subject to change without notification.



Application Notes:

1. The standard base model version of this module without Conformal Coating is designed for indoor fixtures in dry applications. Damage caused by corrosion due to moisture, condensation and other harmful elements, is not covered by the warranty.
2. Proper heat sinking is required to ensure that the module does not exceed its rated temperature. Damage caused by improper heat sinking is not covered by the warranty.

CONDITIONS OF ACCEPTABLE USAGE :

This component has been judged on the basis of the required spacings in the Outline of Investigation for LED Light Sources for Use in Lighting Products, UL 8750.

1.The LED modules are intended for connection to a constant current Class 2 power supply. When the arrays are connected and used with power supplies other than class 2, the need for an additional evaluation shall be considered in the end use product investigation.

2.The LED modules shall be installed in compliance with the mounting, spacing, casualty, and the segregation requirements applicable to the ultimate application.

3.The LED modules were not subjected to the Normal Temperature Test. A Temperature Test shall be conducted in the end product with considerations for the following components, their ratings, and LED-to-LED spacing:

Printed Wiring Board – 105°C

Connectors – 60°C

4.The LED modules are intended for use in dry and damp locations when connected to a Class 2 power supply. Use in other than dry and damp locations powered by a Class 2 power supply shall be evaluated to the end use application.

5.When the LED Arrays are connected and used with power suppliers other than Class 2, the power supply must have a constant current output.

6. All models shall be marked with any voltage and current rating that doesn't exceed the maximum ratings in the ELECTRICAL RATINGS table of this report. All models are to be used within their marked ratings.



Application and operation performance specification information subject to change without notification.

X-ON Electronics

Largest Supplier of Electrical and Electronic Components

Click to view similar products for [universal lighting manufacturer](#):

Other Similar products are found below :

[LDPC000A-000I](#) [D15CC55UVPA12-FS010C](#) [D10CC30UNVPW-C010C](#) [D700C20UNVPW-C010C](#) [D28CC95UVPA12-F010C](#)

[D700C20UNVPWX12-C010C](#) [D10CC30UNVPWX12-C010C](#) [D15CC55UNVPWX12-C010C](#) [D21CC80UNVPWX12-D010C](#)

[M10CC850D56N2W10C](#) [D21CC80UNVPW-C010C](#) [D700C20UNVPWX12-K010C](#) [M10CC850D56N3W10C](#) [D700C20UNVPW-L010C](#)

[M10CC835D32N3W10C](#) [D28CC95UVPA12-VF010C](#) [M10CC840D56N3W10C](#) [M10CC835D56N2W10C](#) [M700C840D72N3W10C](#)

[M10CC850D32N2W10C](#) [M700C850D72N2W10C](#) [M10CC835D56N3W10C](#) [M700C850D72N3W10C](#) [M700C835D72N2W10C](#)

[M700C840D72N2W10C](#) [M700C835D72N3W10C](#) [D15CC55UNVPWX12-K010C](#) [D10CC30UNVPWX12-K010C](#) [D15CC55UNVPW-L010C](#)

[M10CC840D32N3W10C](#) [M10CC850D32N3W10C](#) [M10CC840D56N2W10C](#) [D10CC30UNVPW-L010C](#) [M10CC840D32N2W10C](#)