

技术领先的电容元器件供应商
the leading technology capacitance component suppliers



昱电实业股份有限公司
ULTRA TECH XIPHI ENTERPRISE CO.,LTD.

公司简介

COMPANY PROFILE

UTX是一家集薄膜电容器制造与研发的专业公司，在业界享有盛名，通过ISO9001、ISO14001等标准认证，拥有实力雄厚的研发与技术服务团队，年产量超过6亿颗薄膜电容器。公司以“服务 创新 精准 效率”为品质政策，以“持续稳定的品质、不断研发新产品、准确及时的交货、有利竞争的成本、公平诚信的道德、文明和谐的环境”的经营理念，为各类新老客户（如照明、家电、电源、汽车电子等行业应用客户）提供钻石般恒久品质、真诚的服务，成为各行业的知名供货商。



DEVELOPMENT HISTORY 发展历程



常用的标准薄膜电容器术语

1、额定容量 Cn Rated capacity Cn

设计电容器时所规定的电容量额定值

Nominal value of capacitance specified in the design of the capacitor

2、额定电压Ur Rated voltage Ur

在最低运行温度与额定运行温度之间的任一温度下，可以连续施加在电容器上的最大直流电压或脉冲电压的峰值

The maximum D.C. voltage or peak value of pulse voltage that can be applied continuously to capacitor at any temperature between lower category temperature and rated temperature

3、电容器的损耗角正切 (tanδ) tangent of the loss angle(tanδ)of a capacitor

在规定的正弦交流电压和频率下，电容器的等效串联电阻与容抗的比值。

Ratio between the equivalent series resistance and the capacitive reactance of a capacitor at a specified sinusoidal alternating voltage, frequency and temperature.

4.绝缘电阻 (I.R.) /时间常数 (t) Insulation resistance(I.R.)/Time Constant(t)

绝缘电阻为电容器充电一分钟后所加的直流电压和流经电容器的漏电流值的比值，单位为MΩ。时间常数为绝缘电阻和电容量的乘积，通常以秒表示，公式如下：

$$t[s]=I.R.[M\Omega]*C[\mu F]$$

一般情况下，绝缘电阻用于描述小容量电容器的绝缘特性，时间常数用于描述大容量（如Cr>0.33μF）电容器的绝缘特性

The insulation resistance is the ratio between an applied D.C. voltage and the resulting leakage current after a minute of charge.It is expressed in MΩ.The time constant is expressed in seconds with the following formula:

$$t[s]=I.R.[M\Omega]*C[\mu F]$$

In general,Insulation resistance is used for describing smaller capacitance capacitor insulation character,Time Constant for describing larger ones(example:Cr>0.33μF)

5、额定交流电压 (UNAC) rated a.c. voltage(UNAC)

设计电容器时所采用的反复型波形的任一极性的最高运行峰值周期电压。

Maximum operating peak recurrent voltage of either polarity of a reversing type waveform for which the capacitor has been designed.

注：Note

5.1 波形可能有多种形状。

The waveform can have many shapes.

5.2 波形的平均值可能是正值或负值。

The mean value of the waveform may be positive or negative.

5.3 重要的是要注意到额定交流电压不是均方根值。

It is important to note that the a.c.voltage is not an r.m.s. value.

6、额定直流电压 (UNDC) rated d.c. voltage (UNDC)

设计电容器时所采用的非反复型波形的任一极性的可连续运行的最高运行峰值电压。Maximum operating peak voltage of either polarity but of a non-reversing type waveform, for which the capacitor has been designed,for continuous operation.

7、交流电容器 A.C. capacitor

主要为在交流电压下运行而设计的电容器。

Capacitor essentially designed for operation with alternating voltage.

注：交流电容器可用于高达额定值的直流电压下，但需经购买方与电容器制造厂协商确定。

NOTE:AC capacitors may be used with d.c.voltage up to the rated voltage only when authorized by the capacitor manufacturer.

8、直流电容器D.C. capacitor

主要为在直流电压下运行而设计的电容器。

Capacitor essentially designed for operation with direct voltage.

注：直流电容器可用于交流电压下，但需经购买方与电容器制造厂协商确定。

NOTE:DC capacitors may be used with a specified a.c.voltage only where authorized by the capacitor manufacturer.

9、纹波电压 (Ur) ripple voltage (Ur)

单向电压的峰到峰的交流分量。

Peak-to-peak alternating component of the unidirectional voltage.

10、绝缘电压 (Ui) insulation voltage (Ui)

电容元件和端子对外壳或对地电压的额定值 (方均根值)。如果未作规定,此绝缘电压的方均根值等于额定电压除以根号2。
r.m.s. value of the sine wave voltage designed for the insulation between terminals of capacitors to case or earth.

11、最大峰值电流 (Ip) maximum peak current (Ip)

在连续运行中瞬时发生的最大电流的幅值。

Maximum repetitive peak current that can occur during continuous operation.

$$I_p = C_n \cdot (dv/dt)$$

12、最大电流 (Imax) maximum current (Imax)

连续运行的最大电流的方均根值。

Maximum r.m.s. current for continuous operation.

13、最大冲击电流 (Is) maximum surge current (Is)

由切换或系统中任何别的扰动所导致的允许峰值电流,此电流只允许出现有限的次数。

Peak non-repetitive current induced by switching or any other disturbance of the system which is allowed for a limited number of times, for durations shorter than the basic period.

Repetition rate of periodic current pulses.

14、谐振频率 (fr) resonance frequency (fr)

电容器的阻抗成为最小时的最低频率。

Lowest frequency at which the impedance of the capacitor becomes minimum.

15、工作周期 duty cycle

15.1 连续工作 continuous duty

电容器大部分时间处于热平衡状态的运行。

Operation time such that a capacitor is at thermal equilibrium for most of the time.

15.2 间歇工作 intermittent duty

不连续的工作或在变动负荷下的运行,它们应以“通/断”或“高/低”周期与持续时间来说明。Discontinuous working or operation with variable loads which should be described in terms of ON/OFF or HIGH/LOW periods with their durations.

16、运行温度 θ_{case} The operating temperature

在电容器达到热平衡状态时的电介质最热点处温度

When the capacitor reaches the thermal equilibrium state, the temperature of the dielectric is hot

17、最低运行温度 (θ_{min}) lowest operating temperature (θ_{min})

电容器可以赋能的最低温度。

Lowest temperature of the dielectric at which the capacitor may be energized.

18、最高运行温度 (θ_{max}) maximum operating temperature (θ_{max})

电容器可以运行的外壳最高温度。

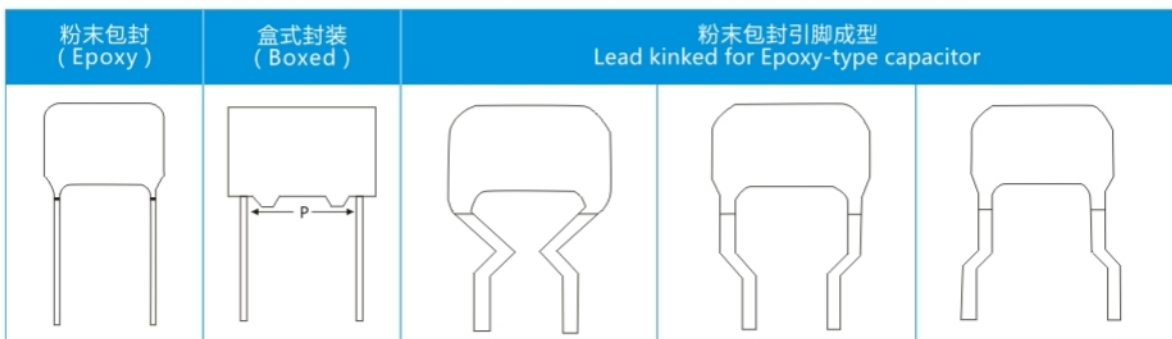
Highest temperature of the case at which the capacitor may be operated.

19、电容器的等效串联电阻(Resr) equivalent series resistance of a capacitor(Resr)

一个有效电阻,当它和所探讨的电容器有相等电容值的理想电容器相串联时,在规定的运行条件下,该电阻中最大的损耗功率将等于该电容器中耗散的有效功率。

Effective resistance which, if connected in series with an ideal capacitor of capacitance value equal to that of the capacitor in question, would have a power loss equal to active power dissipated in that capacitor under specified operating conditions.

UTX产品封装方式 (Different seals)





UTX PP(Vac) Film Cap

产品系列	HQX-X2 275V	HQX-DS	HQX-MX	HQX-X2 310V	HCR	HQF	MPA
材质	PP聚丙烯膜	PP聚丙烯膜	PP聚丙烯膜	PP聚丙烯膜	PP聚丙烯膜	PP聚丙烯膜	PP聚丙烯膜
产品图片							
颜色/封装	黄色/Box	蓝色/Box	桔色/Box	灰色/Box	黄色/Box	黑色/Box	红色/Box
额定电压	275Vac	275Vac	275Vac	310Vac	300Vac	250Vac;450Vac	100Vac~900Vac
容量范围	0.001 μ F~1.0 μ F	0.001 μ F~1.0 μ F	0.1 μ F~1.0 μ F	0.001 μ F~10 μ F	0.01 μ F~1.0 μ F	1.0 μ F~20 μ F	1 μ F~30 μ F
脚距范围	P7.5~P27.5	P10~P27.5	P10~P22.5	P7.5~P37.5	P10~P27.5	P27.5~P42.5	P22.5~P61
测试标准	IEC60384-14	IEC60384-14	IEC60384-14	IEC60384-14	IEC60384-14	IEC60252-2013	IEC60384-17
(安规认证) 电容结构	CQC/VDE /UL/KC	CQC/VDE /UL/KC	CQC/VDE /UL/KC	CQC/VDE/ UL/KC 波浪分切薄膜	CQC/UL	CQC/UL	非安规产品
可靠度	1.25Ur*1000H	1.35Ur*1000H	1.25Ur*1000H	1.25Ur*1000H	1.25Ur*1000H	1.25UR*600H	1.25Ur*1000H
主要特性	标准用途 UL94 V0	长效高载 阻容降压 抗容衰(电表) UL94 V0	LED照明 电源小型化需求 UL94 V0	高容值 高额定电压 UL94 V0	阻容模块 UL94 V0	马达启动电容 UL94 V0	交流应用
主要应用	主要用于EMI、PFC交流抑制电磁干扰、交流滤波等	电表、主动PFC通信高端电源及其它温湿度要求高的阻容降压用途	小型化产品, 主要用于EMI、PFC交流抑制电磁干扰	用于EMI、PFC交流抑制电磁干扰, 同时275V电压无法覆盖之场合	能承受过压冲击、具备良好的抑制噪音、吸收能量尖峰和阻容作用	适用50/60HZ交流电源供应之单相电动机启动和运转	适用于电动车充电器等
对应国标	CBB62	CBB62	CBB62	CBB62	CBB62R	CBB61	CBB21
DV/DT (V/ μ s)	35~450	35~500	35~400	35~500	35~600	35~400	35~300
对应页码	P09-10	P11-12	P13-14	P15-16	P17-18	P19-21	P22-23



UTX PP(Vdc) Film Cap


产品系列	MPP	MPB	FMPB	RPB	TP2	TP3	DP	DP2
材质	PP聚丙烯膜	PP聚丙烯膜	PP聚丙烯膜	PP聚丙烯膜	PP聚丙烯膜	PP聚丙烯膜	PP聚丙烯膜	PP聚丙烯膜
产品图片								
颜色/封装	红色/Epoxy	红色/Box	绿色/Box	红色/Box	灰色/Box	灰色/Box	灰色/Box	灰色/Box
额定电压	100Vdc - 630Vdc	100Vdc - 630Vdc	500Vdc	450Vdc	630Vdc - 1250Vdc	1000Vdc - 2500Vdc	100Vdc - 1000Vdc	630Vdc - 2500Vdc
容量范围	0.001 μ F - 10 μ F	0.001 μ F - 10 μ F	0.001 μ F - 3.3 μ F	0.001 μ F - 3.3 μ F	0.001 μ F - 3.3 μ F	0.001 μ F - 1.0 μ F	0.001 μ F - 0.1 μ F	0.001 μ F - 0.1 μ F
脚距范围	P7.5 - P27.5	P7.5 - P27.5	P7.5 - P27.5	P7.5 - P27.5	P7.5 - P27.5	P7.5 - P27.5	P10 - P27.5	P10 - P27.5
测试标准	IEC60384-17	IEC60384-17	IEC60384-17	IEC60384-17	IEC60384-17	IEC60384-17	IEC60384-16	IEC60384-16
电容结构	单留边薄膜	单留边薄膜	安全膜结构	波浪分切薄膜	双电容内串式结构	三电容内串式结构	双面金属化薄膜	双面金属化薄膜内串结构
可靠度	1.25Ur*1000H	1.25Ur*1000H	1.25Ur*1000H	1.25UR*1000H	1.25Ur*1000H	1.25Ur*1000H	1.25Ur*1000H	1.25Ur*1000H
主要特性	高频低阻, 损耗小	高频低阻, 损耗小, 加装外壳	高频低阻, 损耗小, 加装外壳	高频低阻, 损耗小	高频低阻, 损耗小, 低容高压	高频低阻, 损耗小, 低容高压	双面金属化薄膜电容, 抗脉冲, 低容高压	内串式双面金属化薄膜电容, 抗脉冲, 能承受更高电压
主要应用	电视机(S校正)之偏转回路, 电子设备谐振电容, 应急灯之功率因素补偿, 开路电源之耦合电容, 定时, 振荡回路	电视机(S校正)之偏转回路, 电子设备谐振电容, 应急灯之功率因素补偿, 开路电源之耦合电容, 定时, 振荡回路	电视机(S校正)之偏转回路, 电子设备谐振电容, 应急灯之功率因素补偿, 开路电源之耦合电容, 定时, 振荡回路	主要用于PFC功率补偿、耦合、回路, 抑制干扰	应用于交直流低频高压/保护电路/谐振	应用于交直流低频高压/保护电路/谐振	高频交直流/吸收突波/S校正/保护电路/SCR整流电路	高频脉冲/节能灯启动/S校正/保护电路/广泛应用于电子镇流, 节能灯, TV, UPS等产品, LLC电路适用
对应国标	CBB21	CBB21	CBB21	CBB21	CBB21	CBB21	MMKP82	MMKP82
DV/DT (V/ μ s)	100-1500	100-1500	120-1000	100-900	1500-2500	2000-2500	1500-3500	2500-6000
对应页码	P30-32	P33-35	P48-49	P36-37	P38-39	P40-41	P42-43	P44-45





UTX PE(Vdc) Film Cap

产品系列	MEF	MEB	FMEB
材质	PE聚酯膜	PE聚酯膜	PE聚酯膜
产品图片			
颜色/封装	红色/Epoxy	红色/Box	绿色/Box
额定电压	100Vdc~630Vdc	100Vdc~630Vdc	500Vdc
容量范围	0.01 μF ~ 10 μF	0.01 μF ~ 10 μF	0.01 μF ~ 4.7 μF
脚距范围	P5~P27.5	P7.5~P27.5	P7.5~P27.5
测试标准	IEC60384-1 IEC60384-2	IEC60384-1 IEC60384-2	IEC60384-1 IEC60384-2
电容结构	单留边薄膜	单留边薄膜	安全膜结构
可靠度	1.25Ur*1000H	1.25Ur*1000H	1.25Ur*1000H
主要特性	聚酯薄膜电容,耐高温,绝缘阻燃	聚酯薄膜电容,耐高温,绝缘阻燃,加装外壳	聚酯薄膜电容,耐高温,绝缘阻燃,安全膜结构,加装外壳
主要应用	适用于低压领域的耦合直流,信号,耦合,旁路和抑制干扰	适用于低压领域的耦合直流,信号,耦合,旁路和抑制干扰	适用于低压领域的耦合直流,信号,耦合,旁路和抑制干扰
对应国标	CL21	CL21	CL21
DV/DT (V/μs)	2-40	2-36	7-50
对应页码	P24-26	P27-28	P46-47

UTX薄膜事业部

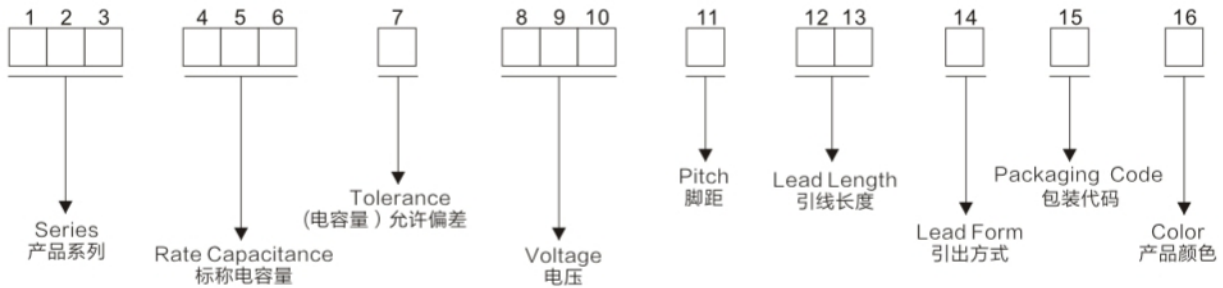


双组镀膜设备
德国高新
镀膜技术



标准单边薄膜/内串
(二串~四串)薄膜/
安全膜/双面薄膜/波
浪分切薄膜/超高方
阻薄膜

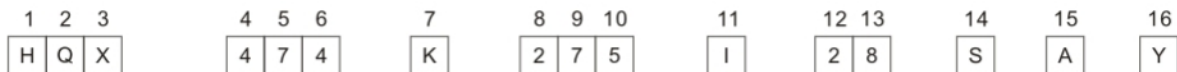
产品规格料号编码系统 PRODUCT CODE SYSTEM



编码说明/Description

Digit 1 to 3: Series Code HQX HCR HQF MEF MEB RPB MPP MPB MPA TP2 TP3 DP DP2	数字编码 1 到 3: 产品系列代码 HQX HCR HQF MEF MEB RPB MPP MPB MPA TP2 TP3 DP DP2
Digit 4 to 6: Rate Capacitance 103:0.01uF 104:0.1uF 105:1uF	数字编码 4 到 6: 标称电容量 103:0.01uF 104:0.1uF 105:1uF
Digit 7: Tolerance J: ±5% K: ±10% M: ±20%	数字编码 7: (电容量) 允许偏差 J: ±5% K: ±10% M: ±20%
Digit 8 to 10: AC or DC rated voltage 250:250V 275:275V 400:400V 630:630V	数字编码 8 到 10: 交流或直流电压 250:250V 275:275V 400:400V 630:630V
Digit 11: Pitch (Dimension of axial capacitors) C:5mm D:7.5mm F:10mm I:15mm M:20mm N:22.5mm R:27.5mm S:30mm T:32.5 X:Special Type	数字编码 11: 脚距 (电容器轴向脚距长度) C:5mm D:7.5mm F:10mm I:15mm M:20mm N:22.5mm R:27.5mm S:30mm T:32.5 X:特殊规格
Digit 12 to 13: Lead Length (Length of axial capacitors) 3.5:3.5mm 04:4mm 08:8mm 15:15mm 28:28mm	数字编码 12 到 13: 引线长度 (电容器引线轴向长度) 3.5:3.5mm 04:4mm 08:8mm 15:15mm 28:28mm
Digit 14: Lead Form S:CP Wire Straight A:CP Wire Bent C:Cu Wire D:Terminal E:Screw F:Others (Such as 4Pin, 8Pin Etc.)	数字编码 14: 引出方式 S:CP线直脚 A:CP线弯脚 B:PVC导线 C:铜线 D:端子 E:螺丝 F:其他 (如4Pin, 8Pin等)
Digit 15: Packaging Code A: Bulk B: Taping	数字编码 15: 包装方式 A: 散装 B: 编带
Digit 16: Color R: Red G: Green B: Blue O: Orange W: White Y: Yellow N: Gray K: Black	数字编码 16: 产品颜色 R: 红色 G: 绿色 B: 蓝色 O: 桔色 W: 白色 Y: 黄色 N: 灰色 K: 黑色

Example



- Digit 1 to 3, Series Code: HQX
 - Digit 4 to 6, Rate capacitance: 474 = 0.47UF
 - Digit 7, Tolerance: K = ±10%
 - Digit 8 to 10, Rated voltage: 275 = 275V
 - Digit 11, Pitch: I = 15mm
 - Digit 12 to 13, Lead length: 28 = 28mm
 - Digit 14, Lead Form S: CP wire Straight
 - Digit 15, Packaging Code: A = Bulk
 - Digit 16, Case color: Y = Yellow
- 数字编号1至3, 英文字母HQX表示产品系列代号
 - 数字编号4至6, 数字474表示0.47UF
 - 数字编号7, 英文字母K表示损耗公差 ±10%
 - 数字编号8至10, 数字275表示定量电压275伏
 - 数字编号11, 英文字母I表示脚距15mm
 - 数字编号12至13, 数字28表示引出线长度28mm
 - 数字编号14, 英文字母S表示引出方式为CP线直脚
 - 数字编号15, 包装方式A表示散装
 - 数字编号16, 数字Y表示产品颜色为黄色

金属化聚丙烯薄膜电容器 (HQX-X2 275Vac) Metallized polypropylene film capacitor(HQX-X2 275Vac)

特性/Features

- 金属化聚丙烯薄膜
- 能承受过压冲击
- 阻燃符合UL94 V-0等级
- Metallized polypropylene film
- Withstanding overvoltage stressing
- Flame retardant accord with UL94 V-0 level

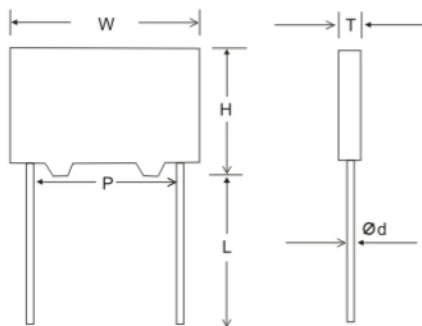
应用/Application

- 广泛用于电源跨接线路等抗干扰场合
- Widely used in across-the-line, interference suppression circuit, etc

安全认证/Safety Approvals

●		CQC 中国	0.001 μ F~10 μ F	IEC 60384-14:2005 GB/T6346.14-2015 X2 250/275/280/300/305/310Vac, 40/110/56/B 证书号:(Certificate No.):CQC11001057654
●		ENEC-VDE 欧盟 德国	0.001 μ F~10 μ F	IEC 60384-14:2013/AMD1:2016 EN60384-14:2013/A1:2016; VDE0565-1-1:2014-04+VDE0565-1-1/A1:2017-04 X2 250/275/280/300/305/310Vac, 40/110/56/B 证书号:(Certificate No.):40024534
●		UL/CUL 美国/加拿大	0.001 μ F~10 μ F	IEC 60384-14:2013/UL60384-14/CSA E60384-14 X2 250/275/280/300/305/310Vac, 40/110/56/B 证书号:(Certificate No.):E183780
●		KC 韩国	0.047 μ F~1.0 μ F	KC60384-14(2015-09),KC60384-1(2015-09) X2 250/275/280/300/305/310Vac 证书号(Certificate No.) SU03077-16001/16002/16003

外形图/Outline Drawing



W±0.5	H±0.5
T±0.5	P±0.5
L≤5	L±0.5
L≤15	L±1.0
L>15	L±3.0



技术要求/Specifications

引用标准 Reference Standard	IEC60384-14	
气候类别 Climatic Category	40/110/56	
工作温度范围 Operating Temperature Range	-40°C ~ 110°C	
额定电压 Rated voltage	275Vac(250Vac)	
电容量范围 Capacitance Tolerance	0.001 μF ~ 1.0 μF	
电容量偏差 Capacitance Range	J(±5%) K(±10%) M(±20%)	
耐电压 Voltage Proof	4.3Ur/60s	
绝缘电阻 Insulation Resistance	$C_R \leq 0.33 \mu F, \geq 30000 M\Omega$	(25°C ± 5°C, 100V, 60s)
	$C_R > 0.33 \mu F, \geq 10000 M\Omega * \mu F$	
损耗角正切 Dissipation Factor	$\leq 10 \times 10^{-4}$ (25°C ± 5°C, 1KHZ)	
	$\leq 40 \times 10^{-4}$ (25°C ± 5°C, 10KHZ)	

常规尺寸/Dimensions(mm)

C(μF)	W	H	T	P	Ød
0.001	10	9	4	7.5	0.6
0.0022	10	9	4	7.5	0.6
0.0033	10	9	4	7.5	0.6
0.0047	10	9	4	7.5	0.6
0.0068	10	9	4	7.5	0.6
0.01	10	9	4	7.5	0.6
0.022	10	11	5	7.5	0.6
0.033	10	11	5	7.5	0.6
0.047	10	12	6	7.5	0.6
0.068	10	14	9.5	7.5	0.6
0.1	10	14	9.5	7.5	0.6
0.0047	12	11	5	10	0.6
0.0068	12	11	5	10	0.6
0.01	12	11	5	10	0.6
0.022	12	11	5	10	0.6
0.033	12	11	5	10	0.6
0.047	12	11	5	10	0.6
0.068	12	11	5	10	0.6
0.1	12	12	6	10	0.6

C(μF)	W	H	T	P	Ød
0.22	12	16	8.5	10	0.6
0.01	17	11	5	15	0.75
0.022	17	11	5	15	0.75
0.033	17	11	5	15	0.75
0.047	17	11	5	15	0.75
0.068	17	11	5	15	0.75
0.1	17	11	5	15	0.75
0.22	17	14	6	15	0.75
0.33	17	15.5	7.5	15	0.75
0.47	17	16	10.3	15	0.75
0.68	17	19	11	15	0.75
0.22	25	14.5	6	22.5	0.75
0.33	25	14.5	6	22.5	0.75
0.47	25	16.5	7	22.5	0.75
0.68	25	17	8.5	22.5	0.75
1.0	25	19	10	22.5	0.75
0.68	30	16.5	7.5	27.5	0.75
1.0	30	18	10.5	27.5	0.75

可依客户要求定制/ It can customize according to the requirements

金属化聚丙烯薄膜电容器 (HQX-X2-DS 275Vac) Metallized polypropylene film capacitor(HQX-X2-DS 275Vac)

特性/Features

- 金属化聚丙烯薄膜
- 阻燃符合UL94 V-0等级
- 优异的电容容量稳定性
- Metallized polypropylene film
- Flame retardant accord with UL94 V-0 level
- Good capacitance stability

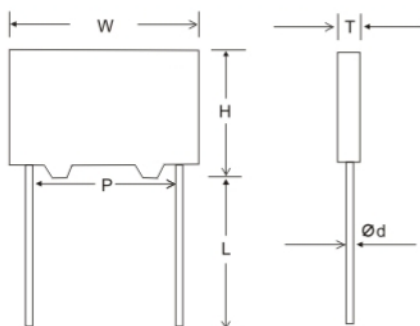
应用/Application

- 主用于电表、主动PFC通信高端电源及其他温湿度要求高的阻容降压电路
- Used in electric meter, active PFC high-end power and other requirement for high temperature and humidity of the resistance step-down purposes

安全认证/Safety Approvals

●		CQC 中国	0.001 μ F~10 μ F	IEC 60384-14:2005 GB/T6346.14-2015 X2 250/275/280/300/305/310Vac, 40/110/56/B 证书号:(Certificate No.):CQC11001057654
●		ENEC-VDE 欧盟 德国	0.001 μ F~10 μ F	IEC 60384-14:2013/AMD1:2016 EN60384-14:2013/A1:2016; VDE0565-1-1:2014-04+VDE0565-1-1/A1:2017-04 X2 250/275/280/300/305/310Vac, 40/110/56/B 证书号:(Certificate No.):40024534
●		UL/CUL 美国/加拿大	0.001 μ F~10 μ F	IEC 60384-14:2013/UL60384-14/CSA E60384-14 X2 250/275/280/300/305/310Vac, 40/110/56/B 证书号:(Certificate No.):E183780
●		KC 韩国	0.047 μ F~1.0 μ F	KC60384-14(2015-09),KC60384-1(2015-09) X2 250/275/280/300/305/310Vac 证书号(Certificate No.) SU03077-16001/16002/16003

外形图/Outline Drawing



W ± 0.5	H ± 0.5
T ± 0.5	P ± 0.5
L ≤ 5	L ± 0.5
L ≤ 15	L ± 1.0
L > 15	L ± 3.0



技术要求/Specifications

引用标准 Reference Standard	IEC60384-14	
气候类别 Climatic Category	40/110/56	
工作温度范围 Operating Temperature Range	-40°C ~ 110°C	
额定电压 Rated voltage	275Vac(250Vac)	
电容量范围 Capacitance Tolerance	0.001 μF ~ 1.0 μF	
电容量偏差 Capacitance Range	J(±5%) K(±10%) M(±20%)	
耐电压 Voltage Proof	4.3Ur/60s	
绝缘电阻 Insulation Resistance	$C_R \leq 0.33 \mu F, \geq 30000 M\Omega$	(25°C ± 5°C, 100V, 60s)
	$C_R > 0.33 \mu F, \geq 10000 M\Omega * \mu F$	
损耗角正切 Dissipation Factor	$\leq 10 \times 10^{-4}$ (25°C ± 5°C, 1KHZ)	
	$\leq 40 \times 10^{-4}$ (25°C ± 5°C, 10KHZ)	

常规尺寸/Dimensions(mm)

C(μF)	W	H	T	P	Ød
0.001	12	11	5	10	0.6
0.0022	12	11	5	10	0.6
0.0033	12	11	5	10	0.6
0.0047	12	11	5	10	0.6
0.0068	12	11	5	10	0.6
0.01	12	11	5	10	0.6
0.022	12	11	5	10	0.6
0.033	12	11	5	10	0.6
0.047	12	12	6	10	0.6
0.068	12	16	8.5	10	0.6
0.1	12	16	8.5	10	0.6
0.01	17	11	5	15	0.75
0.022	17	11	5	15	0.75
0.033	17	11	5	15	0.75
0.047	17	11	5	15	0.75
0.068	17	11	5	15	0.75

C(μF)	W	H	T	P	Ød
0.1	17	12	6	15	0.75
0.15	17	14	6	15	0.75
0.22	17	16.5	8.5	15	0.75
0.33	17	16	10.3	15	0.75
0.39	17	19	11	15	0.75
0.47	17	19	11	15	0.75
0.22	25	16.5	7	22.5	0.75
0.33	25	17	8.5	22.5	0.75
0.47	25	19	10	22.5	0.75
0.68	25	19	10	22.5	0.75
0.82	25	19	10	22.5	0.75
1.0	25	19	10	22.5	0.75
0.68	30	18	10.5	27.5	0.75
0.82	31.5	20	11	27.5	0.75
1.0	31.5	20	11	27.5	0.75

可依客户要求定制/ It can customize according to the requirements

金属化聚丙烯薄膜电容器 (HQX-X2-MX 275Vac) Metallized polypropylene film capacitor(HQX-X2-MX 275Vac)

特性/Features

- 金属化聚丙烯薄膜
- 阻燃符合UL94 V-0等级
- 小体积新品
- Metallized polypropylene film
- Flame retardant accord with UL94 V-0 level
- Small volume of new products

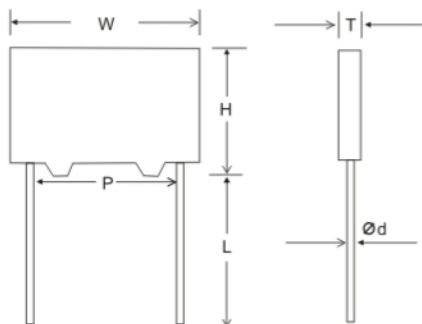
应用/Application

- 广泛用于电源跨接线路等抗干扰场合
- Widely used in across-the-line, interference suppression circuit, etc

安全认证/Safety Approvals

●		CQC 中国	0.001 μ F~10 μ F	IEC 60384-14:2005 GB/T6346.14-2015 X2 250/275/280/300/305/310Vac, 40/110/56/B 证书号:(Certificate No.):CQC11001057654
●		ENEC-VDE 欧盟 德国	0.001 μ F~10 μ F	IEC 60384-14:2013/AMD1:2016 EN60384-14:2013/A1:2016; VDE0565-1-1:2014-04+VDE0565-1-1/A1:2017-04 X2 250/275/280/300/305/310Vac, 40/110/56/B 证书号:(Certificate No.):40024534
●		UL/CUL 美国/加拿大	0.001 μ F~10 μ F	IEC 60384-14:2013/UL60384-14/CSA E60384-14 X2 250/275/280/300/305/310Vac, 40/110/56/B 证书号:(Certificate No.):E183780
●		KC 韩国	0.047 μ F~1.0 μ F	KC60384-14(2015-09),KC60384-1(2015-09) X2 250/275/280/300/305/310Vac 证书号(Certificate No.) SU03077-16001/16002/16003

外形图/Outline Drawing



W ± 0.5	H ± 0.5
T ± 0.5	P ± 0.5
L ≤ 5	L ± 0.5
L ≤ 15	L ± 1.0
L > 15	L ± 3.0



技术要求/Specifications

引用标准 Reference Standard	IEC60384-14	
气候类别 Climatic Category	40/110/56	
工作温度范围 Operating Temperature Range	-40°C ~ 110°C	
额定电压 Rated voltage	275Vac(250Vac)	
电容量范围 Capacitance Tolerance	0.1 μF ~ 1.0 μF	
电容量偏差 Capacitance Range	J(±5%) K(±10%) M(±20%)	
耐电压 Voltage Proof	4.3Ur/60s	
绝缘电阻 Insulation Resistance	$C_R \leq 0.33 \mu F, \geq 30000 M\Omega$	(25°C ± 5°C, 100V, 60s)
	$C_R > 0.33 \mu F, \geq 10000 M\Omega * \mu F$	
损耗角正切 Dissipation Factor	$\leq 10 \times 10^{-4}$ (25°C ± 5°C, 1KHZ)	
	$\leq 40 \times 10^{-4}$ (25°C ± 5°C, 10KHZ)	

常规尺寸/Dimensions(mm)

C(μF)	W	H	T	P	Ød
0.1	12	11	5	10	0.6
0.22	12	12	6	10	0.6
0.33	12	16	8.5	10	0.6
0.22	17	12	6	15	0.75
0.33	17	14	6	15	0.75
0.47	17	15.5	7.5	15	0.75
0.56	17	16.5	8.5	15	0.75
0.68	17	16	10.3	15	0.75

C(μF)	W	H	T	P	Ød
0.82	17	19	11	15	0.75
1.0	17	19	11	15	0.75
0.39	25	14.5	6	22.5	0.75
0.47	25	14.5	6	22.5	0.75
0.56	25	14.5	6	22.5	0.75
0.68	25	16.5	7	22.5	0.75
0.82	25	16.5	7	22.5	0.75
1.0	25	17	8.5	22.5	0.75

可依客户要求定制/ It can customize according to the requirements

金属化聚丙烯薄膜电容器 (HQX-X2 310Vac) Metallized polypropylene film capacitor(HQX-X2 310Vac)

特性/Features

- 金属化聚丙烯薄膜
- 能承受过压冲击
- 阻燃符合UL94 V-0等级
- 更高的额定电压 (310Vac)
- Metallized polypropylene film
- Withstanding overvoltage stressing
- Flame retardant accord with UL94 V-0 level
- Higher rated voltage(310Vac)

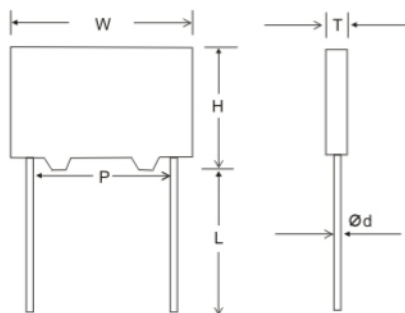
应用/Application

- 广泛用于电源跨接线路等抗干扰场合
- Widely used in across-the-line,interference suppression circuit,etc

安全认证/Safety Approvals

●		CQC 中国	0.001 μ F~10 μ F	IEC 60384-14:2005 GB/T6346.14-2015 X2 250/275/280/300/305/310Vac, 40/110/56/B 证书号:(Certificate No.):CQC11001057654
●		ENEC-VDE 欧盟 德国	0.001 μ F~10 μ F	IEC 60384-14:2013/AMD1:2016 EN60384-14:2013/A1:2016; VDE0565-1-1:2014-04+VDE0565-1-1/A1:2017-04 X2 250/275/280/300/305/310Vac, 40/110/56/B 证书号:(Certificate No.):40024534
●		UL/CUL 美国/加拿大	0.001 μ F~10 μ F	IEC 60384-14:2013/UL60384-14/CSA E60384-14 X2 250/275/280/300/305/310Vac, 40/110/56/B 证书号:(Certificate No.):E183780
●		KC 韩国	0.047 μ F~1.0 μ F	KC60384-14(2015-09),KC60384-1(2015-09) X2 250/275/280/300/305/310Vac 证书号(Certificate No.) SU03077-16001/16002/16003

外形图/Outline Drawing



W \pm 0.5	H \pm 0.5
T \pm 0.5	P \pm 0.5
L \leq 5	L \pm 0.5
L \leq 15	L \pm 1.0
L $>$ 15	L \pm 3.0



技术要求/Specifications

引用标准 Reference Standard	IEC60384-14	
气候类别 Climatic Category	40/110/56	
工作温度范围 Operating Temperature Range	-40°C ~ 110°C	
额定电压 Rated voltage	310Vac	
电容量范围 Capacitance Tolerance	0.001 μF ~ 10.0 μF	
电容量偏差 Capacitance Range	J(±5%) K(±10%) M(±20%)	
耐电压 Voltage Proof	4.3Ur/60s	
绝缘电阻 Insulation Resistance	$C_R \leq 0.33 \mu F, \geq 30000 M \Omega$	(25°C ± 5°C, 100V, 60s)
	$C_R > 0.33 \mu F, \geq 10000 M \Omega * \mu F$	
损耗角正切 Dissipation Factor	$\leq 10 \times 10^{-4}$ (25°C ± 5°C, 1KHZ)	
	$\leq 40 \times 10^{-4}$ (25°C ± 5°C, 10KHZ)	

常规尺寸/Dimensions(mm)

C(μF)	W	H	T	P	∅d
0.001	10	9	4	7.5	0.75
0.0022	10	9	4	7.5	0.75
0.0033	10	9	4	7.5	0.75
0.0047	10	9	4	7.5	0.75
0.0068	10	9	4	7.5	0.75
0.01	10	9	4	7.5	0.75
0.022	10	11	5	7.5	0.75
0.033	10	11	5	7.5	0.75
0.047	10	12	6	7.5	0.75
0.068	10	14	9.5	7.5	0.75
0.1	10	14	9.5	7.5	0.75
0.0047	12	11	5	10	0.75
0.0068	12	11	5	10	0.75
0.01	12	11	5	10	0.75
0.022	12	11	5	10	0.75
0.033	12	11	5	10	0.75
0.047	12	11	5	10	0.75
0.068	12	12	6	10	0.75
0.1	13	14	8	10	0.75
0.01	17	11	5	15	0.75
0.022	17	11	5	15	0.75
0.033	17	11	5	15	0.75
0.047	17	11	5	15	0.75
0.068	17	11	5	15	0.75
0.1	18	12	6	15	0.75

C(μF)	W	H	T	P	∅d
0.22	17	15.5	7.5	15	0.75
0.33	17	16.5	8.5	15	0.75
0.47	17	18	10	15	0.75
0.68	18	21	12	15	0.75
0.22	25	14.5	6	22.5	0.75
0.33	25	16.5	7	22.5	0.75
0.47	25	17	8.5	22.5	0.75
0.68	25	19	10	22.5	0.75
1	26	20	11	22.5	0.75
0.33	30	16.5	7.5	27.5	0.75
0.47	30	16.5	7.5	27.5	0.75
0.68	30	18	10.5	27.5	0.75
1	30	18	10.5	27.5	0.75
2.2	31	23.5	14	27.5	0.75
3.3	31	32	17.5	27.5	1.0
4.7	31	31	22	27.5	1.0
1	36	22	12	32.5	0.75
2.2	37	25	14	32.5	0.75
3.3	38	28	18	32.5	1.0
4.7	38.5	35.2	20.7	32.5	1.0
2.2	41	28.5	16	37.5	0.75
3.3	41	28.5	16	37.5	1.0
4.7	42	31.5	18	37.5	1.0
6.8	41	37	22	37.5	1.0
10	41	43	28	37.5	1.0

可依客户要求定制/ It can customize according to the requirements

金属化聚丙烯薄膜电容器 (HCR)

Metallized polypropylene film capacitor(HCR)




特性/Features

- 金属化聚丙烯薄膜
- 能承受过压冲击
- 阻燃符合UL94 V-0等级
- X2电容与放电电阻串联组成, 具有良好的抑制噪音作用
- Metallized polypropylene film
- Withstanding overvoltage stressing
- Flame retardant accord with UL94 V-0 level
- X2 capacitor and resistance internal series composition, excellent active noise suppression

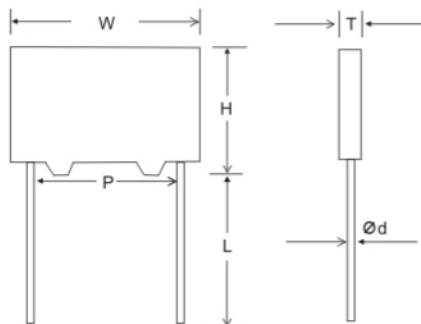
应用/Application

- 广泛用于电源跨接线路等抗干扰场合
- Widely used in across-the-line, interference suppression circuit, etc

安全认证/Safety Approvals

●		CQC 中国	0.001 μ F~1.0 μ F	IEC60384-14 : 2005 GB/T6346.14-2015 HCR 300vac 0.01uf~1.0uf (X2)10 Ω ~470 Ω 证书号(Certificate No.) CQC06001016485
●		UL/CUL 美国/加拿大	0.001 μ F~1.0 μ F	UL 60384-14 CSA E60384-14X2, 250/275/300/310/330 Vac; 50/60Hz40/110/56/B, Capacitance tolerance J(\pm 5%), K(\pm 10%) or M(\pm 20%) with resistor 10~470 ohms in series 证书号(Certificate No.) E183780
●		欧盟	0.001 μ F~1.0 μ F	EN 60384-14:2013 X2, 250/275/300/310/330 Vac; 50/60Hz 40/110/56/B, Capacitance tolerance J(\pm 5%), K(\pm 10%) or M(\pm 20%) with resistor 10~470 ohms in series 证书号(Certificate No.) ENEC-01703

外形图/Outline Drawing



W \pm 0.5	H \pm 0.5
T \pm 0.5	P \pm 0.5
L \leq 5	L \pm 0.5
L \leq 15	L \pm 1.0
L $>$ 15	L \pm 3.0

技术要求/Specifications

引用标准 Reference Standard	IEC60384-14:2005	
气候类别 Climatic Category	40/85/21	
工作温度范围 Operating Temperature Range	-40℃ ~ 85℃	
额定电压 Rated voltage	300Vac	
电容量范围 Capacitance Tolerance	0.01 μF ~ 1.0 μF	
电容量偏差 Capacitance Range	J(±5%) K(±10%) M(±20%)	
耐电压 Voltage Proof	4.3Ur/60s	
绝缘电阻 Insulation Resistance	CR≤0.33 μF, ≥30000MΩ	(25℃±5℃, 100V, 60s)
	CR>0.33 μF, ≥10000MΩ * μF	

常规尺寸/Dimensions(mm)

C(μF)	R(Ω)	W	H	T	P	∅d	C(μF)	R(Ω)	W	H	T	P	∅d
0.01	10~470	12	12	6	10	0.6	0.068	10~470	17	14	6	15	0.75
0.015	10~470	12	12	6	10	0.6	0.082	10~470	17	14	6	15	0.75
0.022	10~470	12	12	6	10	0.6	0.1	10~470	17	16	10.3	15	0.75
0.033	10~470	12	16	8.5	10	0.6	0.15	10~220	17	19	11	15	0.75
0.047	10~470	12	16	8.5	10	0.6	0.22	10~220	25	16.5	7	22.5	0.75
0.056	10~470	12	16	8.5	10	0.6	0.33	10~120	25	17	8.5	22.5	0.75
0.068	10~470	12	16	8.5	10	0.6	0.39	10~120	25	19	10	22.5	0.75
0.01	10~470	17	11	5	15	0.6	0.47	10~120	25	19	10	22.5	0.75
0.015	10~470	17	12	6	15	0.6	0.56	10~120	31	16.5	7.5	27.5	0.75
0.022	10~470	17	12	6	15	0.6	0.68	10~47	31	18	10.5	27.5	0.75
0.033	10~470	17	12	6	15	0.6	0.82	10~27	31	18	10.5	27.5	0.75
0.047	10~470	17	12	6	15	0.75	1	10~27	31	21.6	13	27.5	0.75
0.056	10~470	17	12	6	15	0.75							

可依客户要求定制/ It can customize according to the requirements

金属化聚丙烯薄膜电容器 (HQF) Metallized polypropylene film capacitor(HQF)



特性/Features

- 金属化聚丙烯薄膜
- 阻燃符合UL94 V-0等级
- 性能稳定, 可靠性强
- Metallized polypropylene film
- Flame retardant accord with UL94 V-0 level
- Extremely stable performance and reliability

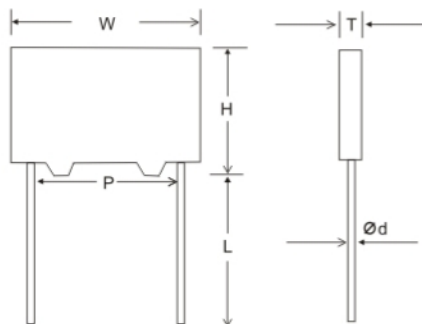
应用/Application

- 适用于频率为50Hz/60Hz交流电源供电的单相电动机起动和运转
- Used in starting and running of AC single-phase motors at 50Hz/60Hz frequency power

安全认证/Safety Approvals

●		UL/CUL 美国/加拿大	250VAC 450VAC	1.0~10 μ F	HQF 250VAC 1.0~10 μ F SH S0 40/70/21 C HQF 450VAC 1.0~10 μ F SH S0 40/70/21 C IEC 60252-1:2013 UL 810 CSA,C22.2 证书号(Certificate No.):E229159
●		CQC 中国	250VAC 450VAC	1.0~20 μ F	IEC 60252-1:2013 GB/T3667.1-2016 HQF 250VAC 1.0~20 μ F SH S0 40/70/21 C 证书号(Certificate No.) CQC08002024081 HQF 450VAC 1.0~20 μ F SH S0 40/70/21 C 证书号(Certificate No.) CQC08002025485

外形图/Outline Drawing



W ± 0.5	H ± 0.5
T ± 0.5	P ± 0.5
L ≤ 5	L ± 0.5
L ≤ 15	L ± 1.0
L > 15	L ± 3.0

技术要求/Specifications

引用标准 Reference Standard	IEC60252-2013	
气候类别 Climatic Category	40/70/21	
工作温度范围 Operating Temperature Range	-40°C ~ 70°C	
额定电压 Rated voltage	250Vac 450Vac	
电容量范围 Capacitance Tolerance	1.0 μF ~ 20.0 μF	
电容量偏差 Capacitance Range	J(±5%) K(±10%) M(±20%)	
耐电压 Voltage Proof	2.0Ur/60s	
绝缘电阻 Insulation Resistance	$C_R \leq 0.33 \mu F, \geq 30000 M \Omega$	(25°C ± 5°C, 100V, 60s)
	$C_R > 0.33 \mu F, \geq 10000 M \Omega * \mu F$	
损耗角正切 Dissipation Factor	$\leq 10 \times 10^{-4}$ (25°C ± 5°C, 1KHZ)	
	$\leq 40 \times 10^{-4}$ (25°C ± 5°C, 10KHZ)	

常规尺寸/Dimensions(mm)

250Vac					
C(μF)	W	H	T	P	∅d
1	30	16.5	7.5	27.5	1.0
1.2	30	16.5	7.5	27.5	1.0
1.5	30	18	10.5	27.5	1.0
2	30	18	10.5	27.5	1.0
2.2	30	18	10.5	27.5	1.0
2.5	31.5	20	11	27.5	1.0
2.7	31.5	20	11	27.5	1.0
3	31.5	21.6	13	27.5	1.0
3.3	31.5	21.6	13	27.5	1.0
1	36	20	10	32.5	1.0
1.2	36	20	10	32.5	1.0
1.5	36	20	10	32.5	1.0
2	36	20	10	32.5	1.0
2.2	36	20	10	32.5	1.0
2.5	36	20	10	32.5	1.0
3.3	36	22	12	32.5	1.0
4.7	36	24	13.5	32.5	1.0
5.6	37	26	15	32.5	1.0

250Vac					
C(μF)	W	H	T	P	∅d
6.8	37	28	18	32.5	1.0
8.2	37	28	18	32.5	1.0
10	36	34	22	32.5	1.0
3.3	41	21	11	37.5	1.0
4.7	41	24	12	37.5	1.0
5.6	41	25	13	37.5	1.0
6.8	41	25	15	37.5	1.0
8.2	41	28	16	37.5	1.0
10	41	30	18	37.5	1.0
12	41	37	22	37.5	1.2
5.6	45	22	14	42.5	1.0
6.8	45	23	15	42.5	1.0
8.2	45	26	16	42.5	1.0
10	45	30	20	42.5	1.0
12	45	30	20	42.5	1.2
15	45	32	22	42.5	1.2
18	48	37	26	42.5	1.2
20	48	37	26	42.5	1.2



450Vac					
C(μF)	W	H	T	P	Ød
1	30	18	10.5	27.5	1.0
1.2	31.5	20	11	27.5	1.0
1.5	31.5	21.6	13	27.5	1.0
2	30	24	13	27.5	1.0
2.2	30	25	14	27.5	1.0
2.5	30	26	15	27.5	1.0
2.7	30	27	15	27.5	1.0
3	30	28	16	27.5	1.0
3.3	30	28	17	27.5	1.0
1	36	20	10	32.5	1.0
1.2	36	20	10	32.5	1.0
1.5	36	22	12	32.5	1.0
2	36	24	13.5	32.5	1.0
2.2	36	24	13.5	32.5	1.0
2.5	36	25	14	32.5	1.0
3.3	36	28	16	32.5	1.0
4.7	38	30	20	32.5	1.0
5.6	38	35	20	32.5	1.0

450Vac					
C(μF)	W	H	T	P	Ød
6.8	38	34	24	32.5	1.0
8.2	38	36	26	32.5	1.0
10	38	40	30	32.5	1.0
3.3	41	28	16	37.5	1.0
4.7	41	30	16	37.5	1.0
5.6	41	30	18	37.5	1.0
6.8	41	30	22	37.5	1.0
8.2	41	34	24	37.5	1.0
10	41	38	26	37.5	1.0
12	41	45	30	37.5	1.2
5.6	45	30	20	42.5	1.0
6.8	45	30	20	42.5	1.0
8.2	45	32	22	42.5	1.0
10	48	37	26	42.5	1.0
12	48	38	30	42.5	1.2
15	48	42	32	42.5	1.2
18	48	44	36	42.5	1.2
20	48	46	37	42.5	1.2

可依客户要求定制/ It can customize according to the requirements

金属化聚丙烯薄膜电容器 (MPA)

Metallized polypropylene film capacitor(MPA)

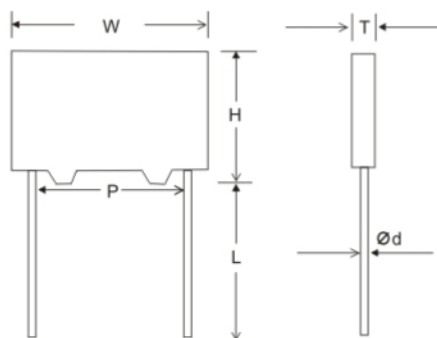
特性/Features

- 金属化聚丙烯薄膜
- 损耗小
- 绝缘电阻高
- 阻燃环氧粉末包封
- Metallized polypropylene film
- Low dissipation factor
- High insulation resistance
- Flame retardant epoxy resin coating

应用/Application

- 应用于高频、直流、交流和脉冲电路中
- 适用于其他高频、大电流场合
- 应用于电动车充电器
- Used in high frequency. DC. AC and pulse circuits
- Suitable for the situation where applies high frequency and high current pulse
- Used in the electric car charger

外形图/Outline Drawing



$W \pm 0.5$	$H \pm 0.5$
$T \pm 0.5$	$P \pm 0.5$
$L \leq 5$	$L \pm 0.5$
$L \leq 15$	$L \pm 1.0$
$L > 15$	$L \pm 3.0$

技术要求/Specifications

引用标准 Reference Standard	IEC60384-17	
气候类别 Climatic Category	40/105/21	
工作温度范围 Operating Temperature Range	-40℃ ~ 105℃	
额定电压 Rated voltage	100Vac~900Vac	
电容量范围 Capacitance Tolerance	1.0 μ F ~ 30.0 μ F	
电容量偏差 Capacitance Range	J(± 5%) K(± 10%) M(± 20%)	
耐电压 Voltage Proof	1.6Ur/2s	
绝缘电阻 Insulation Resistance	$C_R \leq 0.33 \mu F, \geq 30000 M\Omega$	(25℃ ± 5℃, 100V, 60s)
	$C_R > 0.33 \mu F, \geq 10000 M\Omega * \mu F$	
损耗角正切 Dissipation Factor	$\leq 10 \times 10^{-4}$ (25℃ ± 5℃, 1KHZ)	

可依客户要求定制/ It can customize according to the requirements

金属化聚酯薄膜电容器 (MEF)

Metallized polyester film capacitor(MEF)

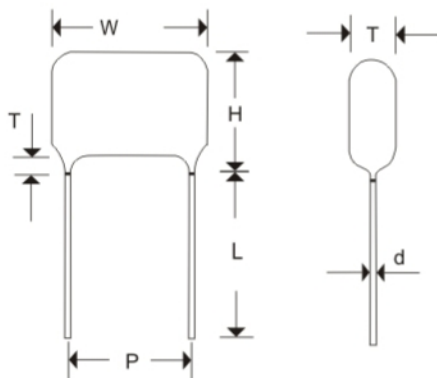
特性/Features

- 金属化聚酯薄膜
- 无感卷绕结构
- Dc应用
- Metallized polyester film
- Non-inductive wound construction
- DC applications

应用/Application

- 适用于直流和旁路、耦合
- 适用于滤波、低脉冲电路
- Used in by-pass and coupling of DC
- Used in filter and low pulse circuits

外形图/Outline Drawing



$L \leq 5$	$L \pm 0.5$
$L \leq 15$	$L \pm 1.0$
$L > 15$	$L \pm 3.0$

技术要求/Specifications

引用标准 Reference Standard	IEC60384-1 IEC 60384-2	
气候类别 Climatic Category	55/105/21	
工作温度范围 Operating Temperature Range	-55℃ ~ 105℃	
额定电压 Rated voltage	100Vdc 250Vdc 400Vdc 630Vdc	
电容量范围 Capacitance Tolerance	0.01 μ F ~ 10.0 μ F	
电容量偏差 Capacitance Range	J(± 5%) K(± 10%) M(± 20%)	
耐电压 Voltage Proof	1.6Ur/2s	
绝缘电阻 Insulation Resistance	$C_R \leq 0.33 \mu F, \geq 30000 M \Omega$	(25℃ ± 5℃, 100V, 60s)
	$C_R > 0.33 \mu F, \geq 10000 M \Omega * \mu F$	
损耗角正切 Dissipation Factor	$\leq 100 \times 10^{-4}$ (25℃ ± 5℃, 1KHZ)	

常规尺寸/Dimensions(mm)

100Vdc					
容量 C(μF)	W (MAX)	H (MAX)	T (MAX)	P (±0.5)	∅d
0.01	7.5	8	4.5	5	0.5
0.022	7.5	8	4.5	5	0.5
0.033	7.5	8	4.5	5	0.5
0.047	7.5	8	4.5	5	0.5
0.068	7.5	8	4.5	5	0.5
0.1	7.5	9	5.5	5	0.5
0.01	9.5	8	4.5	7.5	0.6
0.022	9.5	8	4.5	7.5	0.6
0.033	9.5	8	4.5	7.5	0.6
0.047	9.5	8	4.5	7.5	0.6
0.068	9.5	8.5	5	7.5	0.6
0.1	9.5	8	4.5	7.5	0.6
0.22	9.5	9	5.5	7.5	0.6
0.022	12	8	4.5	10	0.6
0.033	12	8	4.5	10	0.6
0.047	12	8	4.5	10	0.6
0.068	12	8	4.5	10	0.6
0.1	12	8	4.5	10	0.6
0.22	12	9	5	10	0.6
0.33	12	9.5	5.5	10	0.6

100Vdc					
容量 C(μF)	W (MAX)	H (MAX)	T (MAX)	P (±0.5)	∅d
0.47	12	10.5	6.5	10	0.6
0.68	12	13	7	10	0.6
0.1	17	9.5	5	15	0.75
0.22	17	9.5	5	15	0.75
0.33	17	9.5	5	15	0.75
0.47	17	9.5	5	15	0.75
0.68	17	10	5.5	15	0.75
1	17	12.5	6	15	0.75
1.5	17	14	7	15	0.75
0.47	22	12	7	20	0.75
0.68	22	12	7	20	0.75
1	22	13	7	20	0.75
1.5	22	13	7	20	0.75
2.2	22	13.5	7.5	20	0.75
3.3	22	15	9	20	0.75
3.3	29	14	7.5	27.5	0.75
4.7	29	15.5	9	27.5	0.75
6.8	29	20	10	27.5	0.75
10	29	22	12	27.5	0.75

250Vdc					
容量 C(μF)	W (MAX)	H (MAX)	T (MAX)	P (±0.5)	∅d
0.01	7.5	8	4.5	5	0.5
0.022	7.5	8	4.5	5	0.5
0.033	7.5	8	4.5	5	0.5
0.047	7.5	8	4.5	5	0.5
0.068	7.5	9	5	5	0.5
0.1	7.5	9.5	6	5	0.5
0.01	9.5	8	4.5	7.5	0.6
0.022	9.5	8	4.5	7.5	0.6
0.033	9.5	8	4.5	7.5	0.6
0.047	9.5	8	4.5	7.5	0.6
0.068	9.5	8.5	5	7.5	0.6
0.1	9.5	9	5.5	7.5	0.6
0.22	9.5	11.5	8	7.5	0.6
0.01	12	8	4.5	10	0.6
0.022	12	8	4.5	10	0.6
0.033	12	8	4.5	10	0.6
0.047	12	8	4.5	10	0.6
0.068	12	8	4.5	10	0.6
0.1	12	8	4.5	10	0.6

250Vdc					
容量 C(μF)	W (MAX)	H (MAX)	T (MAX)	P (±0.5)	∅d
0.22	12	9.5	5.5	10	0.6
0.33	12	10.5	6.5	10	0.6
0.47	12	13.5	6.5	10	0.6
0.68	12	14.5	8	10	0.6
0.1	17	9.5	5	15	0.75
0.22	17	9.5	5	15	0.75
0.33	17	9.5	5	15	0.75
0.47	17	10	5.5	15	0.75
0.68	17	11	6.5	15	0.75
1	17	13.5	7	15	0.75
1.5	17	15	8.5	15	0.75
1.5	22	13	7.5	20	0.75
2.2	22	15	9	20	0.75
3.3	22	19.5	9	20	0.75
3.3	29	15.5	9	27.5	0.75
4.7	29	20	9.5	27.5	0.75
6.8	29	22	11.5	27.5	0.75
10	29	24	14	27.5	0.75

常规尺寸/Dimensions(mm)

400Vdc					
容量 C(μF)	W (MAX)	H (MAX)	T (MAX)	P (±0.5)	∅d
0.01	7.5	8	4.5	5	0.75
0.022	7.5	8	4.5	5	0.75
0.033	7.5	8	4.5	5	0.75
0.047	7.5	9	5.5	5	0.75
0.01	9.5	8	4.5	7.5	0.75
0.022	9.5	8	4.5	7.5	0.75
0.033	9.5	8	4.5	7.5	0.75
0.047	9.5	8	4.5	7.5	0.75
0.068	9.5	8.5	5	7.5	0.75
0.1	9.5	10.5	6	7.5	0.75
0.01	12	8	4.5	10	0.75
0.022	12	8	4.5	10	0.75
0.033	12	8	4.5	10	0.75
0.047	12	8	4.5	10	0.75
0.068	12	8	4.5	10	0.75
0.1	12	8.5	5	10	0.75
0.22	12	11	6.5	10	0.75

400Vdc					
容量 C(μF)	W (MAX)	H (MAX)	T (MAX)	P (±0.5)	∅d
0.33	12	13.5	7	10	0.75
0.47	12	15	8	10	0.75
0.68	12	16.5	10	10	0.75
0.1	17	9.5	5	15	0.75
0.22	17	9.5	5	15	0.75
0.33	17	10	6	15	0.75
0.47	17	12.5	6	15	0.75
0.68	17	14	7.5	15	0.75
1	17	15.5	9	15	0.75
1	22	13.5	7	20	0.75
1.5	22	15.5	9	20	1.0
2.2	22	17.5	11	20	1.0
2.2	29	16	9.5	27.5	1.0
3.3	29	19	11	27.5	1.0
4.7	29	22.5	13	27.5	1.0
6.8	29	26	15.5	27.5	1.0

630Vdc					
容量 C(μF)	W (MAX)	H (MAX)	T (MAX)	P (±0.5)	∅d
0.01	7.5	8	4.5	5	0.75
0.022	7.5	9.5	5.5	5	0.75
0.033	7.5	10.5	6.5	5	0.75
0.01	9.5	8	4.5	7.5	0.75
0.022	9.5	8	4.5	7.5	0.75
0.033	9.5	9	5	7.5	0.75
0.047	9.5	10	6	7.5	0.75
0.068	9.5	11	7	7.5	0.75
0.01	12	8	4.5	10	0.75
0.022	12	8	4.5	10	0.75
0.033	12	8	4.5	10	0.75
0.047	12	9.5	5.5	10	0.75
0.068	12	10	6	10	0.75
0.1	12	11	6.5	10	0.75
0.22	12	15	8.5	10	0.75
0.33	12	17	10.5	10	0.75
0.1	17	9.5	5	15	0.75

630Vdc					
容量 C(μF)	W (MAX)	H (MAX)	T (MAX)	P (±0.5)	∅d
0.22	17	13	6.5	15	0.75
0.33	17	14.5	7.5	15	0.75
0.47	17	15.5	9	15	0.75
0.68	17	17.5	11	15	0.75
0.33	22	12.5	6.5	20	0.75
0.47	22	14	7.5	20	0.75
0.68	22	15.5	9	20	0.75
1	22	17.5	10.5	20	0.75
1.5	22	20	13	20	1.0
2.2	22	23.5	15	20	1.0
0.68	29	14	7.5	27.5	0.75
1	29	16	9	27.5	0.75
1.5	29	18	11	27.5	1.0
2.2	29	20	13	27.5	1.0
3.3	29	25	15	27.5	1.0
4.7	29	29.5	17	27.5	1.0

可依客户要求定制/ It can customize according to the requirements

金属化聚酯薄膜电容器 (MEB盒式)

Metallized polyester film capacitor(MEB Box-type)

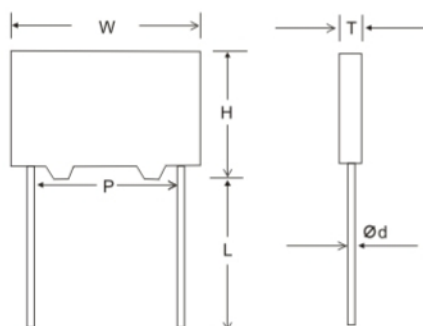
特性/Features

- 金属化聚酯薄膜
- 无感卷绕结构
- DC应用
- 盒式封装
- Metallized polyester film
- Non-inductive wound construction
- DC applications
- Box-type

应用/Application

- 适用于直流和旁路、耦合
- 适用于滤波、低脉冲电路
- Used in by-pass and coupling of DC
- Used in filter and low pulse circuits

外形图/Outline Drawing



$W \pm 0.5$	$H \pm 0.5$
$T \pm 0.5$	$P \pm 0.5$
$L \leq 5$	$L \pm 0.5$
$L \leq 15$	$L \pm 1.0$
$L > 15$	$L \pm 3.0$

技术要求/Specifications

引用标准 Reference Standard	IEC60384-1 IEC 60384-2	
气候类别 Climatic Category	55/105/21	
工作温度范围 Operating Temperature Range	-55°C ~ 105°C	
额定电压 Rated voltage	100Vdc 250Vdc 400Vdc 630Vdc	
电容量范围 Capacitance Tolerance	0.01 μ F ~ 10.0 μ F	
电容量偏差 Capacitance Range	J(\pm 5%) K(\pm 10%) M(\pm 20%)	
耐电压 Voltage Proof	1.6Ur/2s	
绝缘电阻 Insulation Resistance	$C_R \leq 0.33 \mu F, \geq 30000 M \Omega$	(25°C \pm 5°C, 100V, 60s)
	$C_R > 0.33 \mu F, \geq 10000 M \Omega * \mu F$	
损耗角正切 Dissipation Factor	$\leq 100 \times 10^{-4}$ (25°C \pm 5°C, 1KHZ)	

常规尺寸/Dimensions(mm)

100Vdc					
容量 C(μF)	W	H	T	P	∅d
0.01	10	10	5	7.5	0.6
0.022	10	10	5	7.5	0.6
0.033	10	10	5	7.5	0.6
0.047	10	10	5	7.5	0.6
0.068	10	10	5	7.5	0.6
0.1	10	10	5	7.5	0.6
0.22	10	10	5	7.5	0.6
0.022	12	11	5	10	0.6
0.033	12	11	5	10	0.6
0.047	12	11	5	10	0.6
0.068	12	11	5	10	0.6
0.1	12	11	5	10	0.6
0.22	12	11	5	10	0.6
0.33	12	11	5	10	0.6
0.47	12	12	6	10	0.6
0.68	12	13	7	10	0.6
0.1	17	11	5	15	0.75

100Vdc					
容量 C(μF)	W	H	T	P	∅d
0.22	17	11	5	15	0.75
0.33	17	11	5	15	0.75
0.47	17	11	5	15	0.75
0.68	17	11	5	15	0.75
1	17	14	6	15	0.75
1.5	17	15.5	7.5	15	0.75
0.47	25	14.5	6	22.5	0.75
0.68	25	14.5	6	22.5	0.75
1	25	14.5	6	22.5	0.75
1.5	25	16.5	7	22.5	0.75
2.2	25	16.5	7	22.5	0.75
3.3	25	16.5	7	22.5	0.75
3.3	30	16.5	7.5	27.5	0.75
4.7	30	18	10.5	27.5	0.75
6.8	32	22	13	27.5	0.75
10	32	22	13	27.5	0.75

250Vdc					
容量 C(μF)	W	H	T	P	∅d
0.01	10	12	6	7.5	0.6
0.022	10	12	6	7.5	0.6
0.033	10	12	6	7.5	0.6
0.047	10	12	6	7.5	0.6
0.068	10	12	6	7.5	0.6
0.1	10	12	6	7.5	0.6
0.22	10	14	7	7.5	0.6
0.01	12	11	5	10	0.6
0.022	12	11	5	10	0.6
0.033	12	11	5	10	0.6
0.047	12	11	5	10	0.6
0.068	12	11	5	10	0.6
0.1	12	11	5	10	0.6
0.22	12	11	5	10	0.6
0.33	12	16	8.5	10	0.6
0.47	12	16	8.5	10	0.6

250Vdc					
容量 C(μF)	W	H	T	P	∅d
0.68	12	16	8.5	10	0.6
0.1	17	11	5	15	0.75
0.22	17	11	5	15	0.75
0.33	17	11	5	15	0.75
0.47	17	11	5	15	0.75
0.68	17	12	6	15	0.75
1	17	14	6	15	0.75
1.5	17	16	10.3	15	0.75
1.5	25	16.5	7	22.5	0.75
2.2	25	17	8.5	22.5	0.75
3.3	25	19	10	22.5	0.75
3.3	30	18	10.5	27.5	0.75
4.7	32	22	13	27.5	0.75
6.8	32	22	13	27.5	0.75
10	32	28	14	27.5	0.75



400Vdc					
容量 C(μF)	W	H	T	P	∅d
0.01	10	10	5	7.5	0.75
0.022	10	10	5	7.5	0.75
0.033	10	10	5	7.5	0.75
0.047	10	10	5	7.5	0.75
0.068	10	10	5	7.5	0.75
0.1	10	12	6	7.5	0.75
0.01	12	11	5	10	0.75
0.022	12	11	5	10	0.75
0.033	12	11	5	10	0.75
0.047	12	11	5	10	0.75
0.068	12	11	5	10	0.75
0.1	12	11	5	10	0.75
0.22	12	12	6	10	0.75
0.33	12	16	8.5	10	0.75

400Vdc					
容量 C(μF)	W	H	T	P	∅d
0.47	12	16	8.5	10	0.75
0.1	17	11	5	15	0.75
0.22	17	11	5	15	0.75
0.33	17	11	5	15	0.75
0.47	17	14	6	15	0.75
0.68	17	15.5	7.5	15	0.75
1	17	16	10.3	15	0.75
1	25	14.5	6	22.5	0.75
1.5	25	17	8.5	22.5	1.0
2.2	25	19	10	22.5	1.0
2.2	30	18	10.5	27.5	1.0
3.3	32	22	13	27.5	1.0
4.7	32	22	13	27.5	1.0
6.8	32	22	13	27.5	1.0

630Vdc					
容量 C(μF)	W	H	T	P	∅d
0.01	10	10	5	7.5	0.75
0.022	10	10	5	7.5	0.75
0.033	10	10	5	7.5	0.75
0.047	10	12	6	7.5	0.75
0.068	10	12	6	7.5	0.75
0.01	12	11	5	10	0.75
0.022	12	11	5	10	0.75
0.033	12	11	5	10	0.75
0.047	12	11	5	10	0.75
0.068	12	12	6	10	0.75
0.1	12	12	6	10	0.75
0.22	12	16	8.5	10	0.75
0.1	17	11	5	15	0.75
0.22	17	14	6	15	0.75
0.33	17	15.5	7.5	15	0.75

630Vdc					
容量 C(μF)	W	H	T	P	∅d
0.47	17	16	10.3	15	0.75
0.68	17	19	11	15	0.75
0.33	25	14.5	6	22.5	0.75
0.47	25	16.5	7	22.5	0.75
0.68	25	17	8.5	22.5	0.75
1	25	19	10	22.5	0.75
1.5	26	25	15	22.5	1.0
2.2	26	25	15	22.5	1.0
0.68	30	16.5	7.5	27.5	0.75
1	30	18	10.5	27.5	0.75
1.5	32	22	13	27.5	1.0
2.2	32	22	13	27.5	1.0
3.3	32	28	14	27.5	1.0
4.7	31	32	17	27.5	1.0

可依客户要求定制/ It can customize according to the requirements

金属化聚丙烯薄膜电容器 (MPP)

Metallized polypropylene film capacitor(MPP)

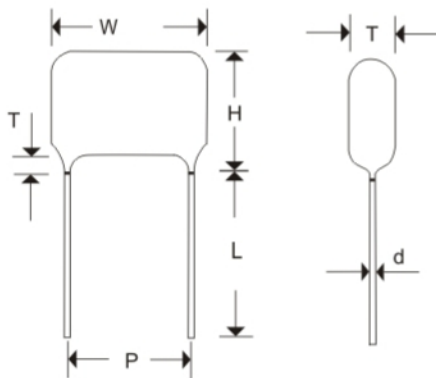
特性/Features

- 金属化聚丙烯薄膜
- 损耗小
- 绝缘电阻高
- 阻燃环氧粉末包封
- Metallized polypropylene film
- Low dissipation factor
- High insulation resistance
- Flame retardant epoxy resin coating

应用/Application

- 应用于高频、直流、交流和脉冲电路中
- 用于电视机S校正电路、谐振、耦合等场合
- 适用于其他高频、大电流场合
- Used in high frequency, DC, AC and pulse circuits
- Used in TV(S-correction)、resonant、coupling etc
- Suitable for the situation where applies high frequency and high current pulse

外形图/Outline Drawing



$L \leq 5$ $L \pm 0.5$
 $L \leq 15$ $L \pm 1.0$
 $L > 15$ $L \pm 3.0$

技术要求/Specifications

引用标准 Reference Standard	IEC60384-17	
气候类别 Climatic Category	40/105/21	
工作温度范围 Operating Temperature Range	-40℃ ~ 105℃	
额定电压 Rated voltage	100Vdc 250Vdc 400Vdc 630Vdc	
电容量范围 Capacitance Tolerance	0.001 μ F ~ 10.0 μ F	
电容量偏差 Capacitance Range	J($\pm 5\%$) K($\pm 10\%$) M($\pm 20\%$)	
耐电压 Voltage Proof	1.6Ur/2s	
绝缘电阻 Insulation Resistance	$C_R \leq 0.33 \mu F, \geq 30000 M \Omega$	(25℃ \pm 5℃, 100V, 60s)
	$C_R > 0.33 \mu F, \geq 10000 M \Omega * \mu F$	
损耗角正切 Dissipation Factor	$\leq 10 \times 10^{-4}$ (25℃ \pm 5℃, 1KHZ)	

常规尺寸/Dimensions(mm)

100Vdc					
容量 C(μF)	W (MAX)	H (MAX)	T (MAX)	P (±0.5)	∅d
0.01	9.5	7.5	4.5	7.5	0.6
0.022	9.5	8	4.5	7.5	0.6
0.033	9.5	8	5	7.5	0.6
0.047	9.5	8.5	5	7.5	0.6
0.068	9.5	9	5.5	7.5	0.6
0.1	9.5	9.5	6.5	7.5	0.6
0.22	9.5	12.5	7	7.5	0.6
0.01	12	7.5	4	10	0.6
0.022	12	7.5	4.5	10	0.6
0.033	12	8	4.5	10	0.6
0.047	12	8	5	10	0.6
0.068	12	8.5	5	10	0.6
0.1	12	8.5	5.5	10	0.6
0.22	12	11	5	10	0.6
0.33	12	12	6	10	0.6
0.47	12	14	7.5	10	0.6
0.68	12	15	9	10	0.6
0.1	17	11	4.5	15	0.75
0.22	17	11	5	15	0.75
0.33	17	12	6	15	0.75

100Vdc					
容量 C(μF)	W (MAX)	H (MAX)	T (MAX)	P (±0.5)	∅d
0.47	17	13	6.5	15	0.75
0.68	17	13.5	7.5	15	0.75
1	17	15	8.5	15	0.75
1.2	17	15.5	9	15	0.75
1.5	17	16.5	10	15	0.75
0.47	22	12	6	20	0.75
0.68	22	12.5	6.5	20	0.75
1	22	13.5	7.5	20	0.75
1.5	22	15.5	8.5	20	0.75
2.2	22	17	9.5	20	0.75
3.3	22	18	11	20	0.75
1	29	12.5	6.5	27.5	0.75
1.5	29	13.5	7.5	27.5	0.75
2.2	29	15	8.5	27.5	0.75
3.3	29	16.5	10	27.5	0.75
4.7	34	17.5	11	32.5	0.75
5.6	34	18.5	12	32.5	0.75
6.8	34	19.5	13	32.5	0.75
10	34	24	13.5	32.5	0.75

250Vdc					
容量 C(μF)	W (MAX)	H (MAX)	T (MAX)	P (±0.5)	∅d
0.01	9.5	7.5	4.5	7.5	0.6
0.022	9.5	8	5	7.5	0.6
0.033	9.5	8.5	5	7.5	0.6
0.047	9.5	9	5.5	7.5	0.6
0.068	9.5	9.5	6	7.5	0.6
0.1	9.5	10	7	7.5	0.6
0.22	9.5	12	8.5	7.5	0.6
0.01	12	7.5	4.5	10	0.6
0.022	12	7.5	4.5	10	0.6
0.033	12	8	5	10	0.6
0.047	12	8.5	5	10	0.6
0.068	12	8.5	5.5	10	0.6
0.1	12	9	6	10	0.6
0.22	12	11	5	10	0.6
0.33	12	14	7.5	10	0.6
0.47	12	15	8.5	10	0.6
0.68	12	16	8	10	0.6
0.1	17	11	5	15	0.75
0.22	17	11	5	15	0.75
0.33	17	12	6	15	0.75

250Vdc					
容量 C(μF)	W (MAX)	H (MAX)	T (MAX)	P (±0.5)	∅d
0.47	17	13.5	7	15	0.75
0.68	17	14.5	8.5	15	0.75
1	17	16	9.5	15	0.75
1.2	17	16.5	10.5	15	0.75
1.5	17	18	11.5	15	0.75
0.47	22	12.5	6.5	20	0.75
0.68	22	13.5	7	20	0.75
1	22	14.5	8	20	0.75
1.5	22	16	9.5	20	0.75
2.2	22	18	11	20	0.75
3.3	22	20.5	13.5	20	0.75
1	29	13.5	7	27.5	0.75
1.5	29	14.5	8.5	27.5	0.75
2.2	29	16	9.5	27.5	0.75
3.3	29	18	10.5	27.5	0.75
4.7	34	19	13	32.5	0.75
5.6	34	21	13	32.5	0.75
6.8	34	22.5	14.5	32.5	0.75
10	34	26	16.5	32.5	0.75



400Vdc					
容量 C(μF)	W (MAX)	H (MAX)	T (MAX)	P (±0.5)	∅d
0.001	9.5	7.5	4	7.5	0.75
0.0022	9.5	7.5	4	7.5	0.75
0.0033	9.5	7.5	4.5	7.5	0.75
0.0047	9.5	7.5	4.5	7.5	0.75
0.0068	9.5	7.5	4.5	7.5	0.75
0.01	9.5	8	4.5	7.5	0.75
0.022	9.5	8.5	5	7.5	0.75
0.033	9.5	8.5	5.5	7.5	0.75
0.047	9.5	9	6	7.5	0.75
0.068	9.5	10	6.5	7.5	0.75
0.1	9.5	11	7	7.5	0.75
0.001	12	7	4	10	0.75
0.0022	12	7.5	4	10	0.75
0.0033	12	7.5	4	10	0.75
0.0047	12	7.5	4	10	0.75
0.0068	12	7.5	4.5	10	0.75
0.01	12	7.5	4.5	10	0.75
0.022	12	8	5	10	0.75
0.033	12	8	5	10	0.75
0.047	12	8.5	5.5	10	0.75
0.068	12	9	6	10	0.75

400Vdc					
容量 C(μF)	W (MAX)	H (MAX)	T (MAX)	P (±0.5)	∅d
0.1	12	9.5	6.5	10	0.75
0.22	12	12.5	7.5	10	0.75
0.33	12	14.5	8.5	10	0.75
0.47	12	16	8.5	10	0.75
0.1	17	11.5	5	15	0.75
0.22	17	12.5	6	15	0.75
0.33	17	13.5	7	15	0.75
0.47	17	14.5	8	15	0.75
0.68	17	15.5	9	15	0.75
1	17	17	11	15	0.75
0.33	22	12.5	6	20	0.75
0.47	22	13	7	20	0.75
0.68	22	14	8	20	0.75
1	22	16.5	8.5	20	0.75
1.5	22	18	10.5	20	1.0
2.2	22	20	11	20	1.0
0.68	29	14.5	6.5	27.5	0.75
1	29	15.5	7.5	27.5	0.75
1.5	29	16.5	9	27.5	1.0
2.2	29	18	10.5	27.5	1.0
3.3	29	20.5	12.5	27.5	1.0

630Vdc					
容量 C(μF)	W (MAX)	H (MAX)	T (MAX)	P (±0.5)	∅d
0.001	9.5	7.5	4.5	7.5	0.75
0.0022	9.5	7.5	4.5	7.5	0.75
0.0033	9.5	8	4.5	7.5	0.75
0.0047	9.5	8	5	7.5	0.75
0.0068	9.5	8	5	7.5	0.75
0.01	9.5	8.5	5.5	7.5	0.75
0.022	9.5	9.5	6	7.5	0.75
0.033	9.5	10	7	7.5	0.75
0.047	9.5	11	7.5	7.5	0.75
0.068	9.5	12	8.5	7.5	0.75
0.001	12	7.5	4.5	10	0.75
0.0022	12	7.5	4.5	10	0.75
0.0033	12	7.5	4.5	10	0.75
0.0047	12	7.5	4.5	10	0.75
0.0068	12	8	4.5	10	0.75
0.01	12	8	5	10	0.75
0.022	12	9	5.5	10	0.75
0.033	12	9.5	6	10	0.75
0.047	12	10	6.5	10	0.75
0.068	12	10.5	7.5	10	0.75

630Vdc					
容量 C(μF)	W (MAX)	H (MAX)	T (MAX)	P (±0.5)	∅d
0.1	12	11.5	8.5	10	0.75
0.22	12	16.5	9.5	10	0.75
0.068	17	11	5	15	0.75
0.1	17	11.5	7	15	0.75
0.22	17	15.5	7	15	0.75
0.33	17	16	8.5	15	0.75
0.47	17	17	11	15	0.75
0.68	17	18	12	15	0.75
1	17	22	11	15	0.75
0.33	22	14.5	6	20	0.75
0.47	22	16	8	20	0.75
0.68	22	17	8	20	0.75
1	22	19	10	20	0.75
1.5	22	23	13	20	1.0
2.2	22	25	15	20	1.0
0.68	29	16	8	27.5	0.75
1	29	18.5	10.5	27.5	0.75
1.5	29	20.5	12.5	27.5	1.0
2.2	29	23	14	27.5	1.0
3.3	29	27	17.5	27.5	1.0

可依客户要求定制/ It can customize according to the requirements

金属化聚丙烯薄膜电容器 (MPB盒式)

Metallized polypropylene film capacitor(MPB Box-type)

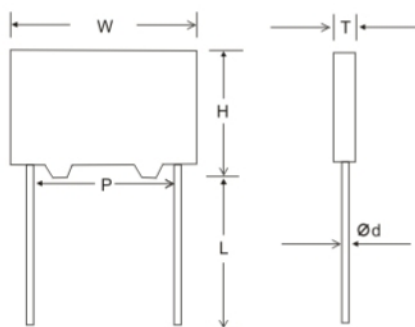
特性/Features

- 金属化聚丙烯薄膜
- 损耗小
- 绝缘电阻高
- 阻燃环氧粉末包封
- 盒式封装
- Metallized polypropylene film
- Low dissipation factor
- High insulation resistance
- Flame retardant epoxy resin coating
- Box-type

应用/Application

- 应用于高频、直流、交流和脉冲电路中
- 用于电视机S校正电路、谐振、耦合等场合
- 适用于其他高频、大电流场合
- Used in high frequency. DC. AC and pulse circuits
- Used in TV(S-correction)、resonant、coupling etc
- Suitable for the situation where applies high frequency and high current pulse

外形图/Outline Drawing



$W \pm 0.5$	$H \pm 0.5$
$T \pm 0.5$	$P \pm 0.5$
$L \leq 5$	$L \pm 0.5$
$L \leq 15$	$L \pm 1.0$
$L > 15$	$L \pm 3.0$

技术要求/Specifications

引用标准 Reference Standard	IEC60384-17	
气候类别 Climatic Category	40/105/21	
工作温度范围 Operating Temperature Range	-40℃ ~ 105℃	
额定电压 Rated voltage	100Vdc 250Vdc 400Vdc 630Vdc	
电容量范围 Capacitance Tolerance	0.001 μ F ~ 10.0 μ F	
电容量偏差 Capacitance Range	J($\pm 5\%$) K($\pm 10\%$) M($\pm 20\%$)	
耐电压 Voltage Proof	1.6Ur/2s	
绝缘电阻 Insulation Resistance	$C_R \leq 0.33 \mu F, \geq 30000 M\Omega$	(25℃ \pm 5℃, 100V, 60s)
	$C_R > 0.33 \mu F, \geq 10000 M\Omega * \mu F$	
损耗角正切 Dissipation Factor	$\leq 10 \times 10^{-4}$ (25℃ \pm 5℃, 1KHZ)	

常规尺寸/Dimensions(mm)

100Vdc					
容量 C(μF)	W	H	T	P	∅d
0.01	10	9	4	7.5	0.6
0.022	10	9	4	7.5	0.6
0.033	10	9	4	7.5	0.6
0.047	10	10	5	7.5	0.6
0.068	10	10	5	7.5	0.6
0.1	10	10	5	7.5	0.6
0.22	10	12	6	7.5	0.6
0.01	13	9	4	10	0.6
0.022	13	9	4	10	0.6
0.033	13	9	4	10	0.6
0.047	12	11	5	10	0.6
0.068	12	11	5	10	0.6
0.1	12	11	5	10	0.6
0.22	12	11	5	10	0.6
0.33	12	12	6	10	0.6
0.47	13	14	8	10	0.6
0.68	12	16	8.5	10	0.6
0.1	17	11	5	15	0.75
0.22	17	11	5	15	0.75
0.33	17	12	6	15	0.75

100Vdc					
容量 C(μF)	W	H	T	P	∅d
0.47	17	14	6	15	0.75
0.68	17	15.5	7.5	15	0.75
1	17	15.5	7.5	15	0.75
1.2	17	16.5	8.5	15	0.75
1.5	17	16	10.3	15	0.75
0.47	25	14.5	6	22.5	0.75
0.68	25	14.5	6	22.5	0.75
1	25	14.5	6	22.5	0.75
1.5	25	16.5	7	22.5	0.75
2.2	25	17	8.5	22.5	0.75
3.3	25	19	10	22.5	0.75
1	30	16.5	7.5	27.5	0.75
1.5	30	16.5	7.5	27.5	0.75
2.2	30	16.5	7.5	27.5	0.75
3.3	30	18	10.5	27.5	0.75
4.7	36	22	12	32.5	0.75
5.6	36	22	12	32.5	0.75
6.8	36	22	12	32.5	0.75
10	36	24	13.5	32.5	0.75

250Vdc					
容量 C(μF)	W	H	T	P	∅d
0.01	10	9	4	7.5	0.6
0.022	10	9	4	7.5	0.6
0.033	10	9	4	7.5	0.6
0.047	10	10	5	7.5	0.6
0.068	10	10	5	7.5	0.6
0.1	10	12	6	7.5	0.6
0.22	10	14	9.5	7.5	0.6
0.01	13	9	4	10	0.6
0.022	13	9	4	10	0.6
0.033	13	9	4	10	0.6
0.047	13	9	4	10	0.6
0.068	12	11	5	10	0.6
0.1	12	11	5	10	0.6
0.22	12	12	6	10	0.6
0.33	13	14	8	10	0.6
0.47	13	14	8	10	0.6
0.68	12	16	8.5	10	0.6
0.1	17	11	5	15	0.75
0.22	17	11	5	15	0.75
0.33	17	12	6	15	0.75

250Vdc					
容量 C(μF)	W	H	T	P	∅d
0.47	17	14	6	15	0.75
0.68	17	15.5	7.5	15	0.75
1	17	16.5	8.5	15	0.75
1.2	17	16	10.3	15	0.75
1.5	17	19	11	15	0.75
0.47	25	14.5	6	22.5	0.75
0.68	25	14.5	6	22.5	0.75
1	25	16.5	7	22.5	0.75
1.5	25	17	8.5	22.5	0.75
2.2	25	19	10	22.5	0.75
3.3	26.5	23	13	22.5	0.75
1	30	16.5	7.5	27.5	0.75
1.5	30	16.5	7.5	27.5	0.75
2.2	30	18	10.5	27.5	0.75
3.3	30	18	10.5	27.5	0.75
4.7	36	22	12	32.5	0.75
5.6	36	22	12	32.5	0.75
6.8	36	24	13.5	32.5	0.75
10	38	28	18	32.5	0.75



400Vdc					
容量 C(μF)	W	H	T	P	∅d
0.001	10	9	4	7.5	0.75
0.0022	10	9	4	7.5	0.75
0.0033	10	9	4	7.5	0.75
0.0047	10	9	4	7.5	0.75
0.0068	10	9	4	7.5	0.75
0.01	10	9	4	7.5	0.75
0.022	10	10	5	7.5	0.75
0.033	10	10	5	7.5	0.75
0.047	10	10	5	7.5	0.75
0.068	10	12	6	7.5	0.75
0.1	10	12	6	7.5	0.75
0.001	13	9	4	10	0.75
0.0022	13	9	4	10	0.75
0.0033	13	9	4	10	0.75
0.0047	13	9	4	10	0.75
0.0068	13	9	4	10	0.75
0.01	13	9	4	10	0.75
0.022	13	9	4	10	0.75
0.033	13	9	4	10	0.75
0.047	12	11	5	10	0.75
0.068	12	11	5	10	0.75

400Vdc					
容量 C(μF)	W	H	T	P	∅d
0.1	12	12	6	10	0.75
0.22	13	14	8	10	0.75
0.33	13	14	8	10	0.75
0.47	12	16	8.5	10	0.75
0.1	17	12	6	15	0.75
0.22	17	14	6	15	0.75
0.33	17	14	6	15	0.75
0.47	17	15.5	7.5	15	0.75
0.68	17	16	10.3	15	0.75
1	17	19	11	15	0.75
0.33	25	14.5	6	22.5	0.75
0.47	25	14.5	6	22.5	0.75
0.68	25	16.5	7	22.5	0.75
1	25	17	8.5	22.5	0.75
1.5	25	19	10	22.5	1.0
2.2	26	20	11	22.5	1.0
0.68	30	16.5	7.5	27.5	0.75
1	30	16.5	7.5	27.5	1.0
1.5	30	18	10.5	27.5	1.0
2.2	31.5	20	11	27.5	1.0
3.3	30	21.6	13	27.5	1.0

630Vdc					
容量 C(μF)	W	H	T	P	∅d
0.001	10	9	4	7.5	0.75
0.0022	10	9	4	7.5	0.75
0.0033	10	9	4	7.5	0.75
0.0047	10	9	4	7.5	0.75
0.0068	10	9	4	7.5	0.75
0.01	10	9	4	7.5	0.75
0.022	10	10	5	7.5	0.75
0.033	10	12	6	7.5	0.75
0.047	10	14	9.5	7.5	0.75
0.068	10	14	9.5	7.5	0.75
0.001	13	9	4	10	0.75
0.0022	13	9	4	10	0.75
0.0033	13	9	4	10	0.75
0.0047	13	9	4	10	0.75
0.0068	13	9	4	10	0.75
0.01	13	9	4	10	0.75
0.022	12	11	5	10	0.75
0.033	12	11	5	10	0.75
0.047	12	12	6	10	0.75
0.068	13	14	8	10	0.75

630Vdc					
容量 C(μF)	W	H	T	P	∅d
0.1	13	14	8	10	0.75
0.22	12	16	8.5	10	0.75
0.068	17	11	5	15	0.75
0.1	17	12	6	15	0.75
0.22	17	15.5	7.5	15	0.75
0.33	17	16.5	8.5	15	0.75
0.47	17	16	10.3	15	0.75
0.68	17	19	11	15	0.75
1	18	21	12	15	0.75
0.33	25	14.5	6	22.5	0.75
0.47	25	16.5	7	22.5	0.75
0.68	25	17	8.5	22.5	0.75
1	25	19	10	22.5	0.75
1.5	26.5	23	13	22.5	1.0
2.2	26	25	15	22.5	1.0
0.68	30	16.5	7.5	27.5	0.75
1	30	18	10.5	27.5	0.75
1.5	31.5	21.6	13	27.5	1.0
2.2	31	23.5	14	27.5	1.0
3.3	31	32	17.5	27.5	1.0

可依客户要求定制/ It can customize according to the requirements

金属化聚丙烯薄膜电容器 (RPB盒式)

Metallized polypropylene film capacitor(RPB Box-type)

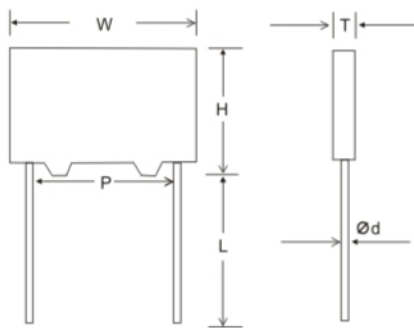
特性/Features

- 金属化聚丙烯薄膜
- 损耗小
- 绝缘电阻高
- 阻燃环氧粉末封装
- 盒式封装
- Metallized polypropylene film
- Low dissipation factor
- High insulation resistance
- Flame retardant epoxy resin coating
- Box-type

应用/Application

- 应用于高频、直流、交流和脉冲电路中
- 用于电视机S校正电路、谐振、耦合等场合
- 适用于其他高频、大电流场合、PFC电路
- Used in high frequency, DC, AC and pulse circuits
- Used in TV(S-correction)、resonant、coupling etc
- Suitable for the situation where applies high frequency and high current pulse、PFC

外形图/Outline Drawing



$W \pm 0.5$	$H \pm 0.5$
$T \pm 0.5$	$P \pm 0.5$
$L \leq 5$	$L \pm 0.5$
$L \leq 15$	$L \pm 1.0$
$L > 15$	$L \pm 3.0$

技术要求/Specifications

引用标准 Reference Standard	IEC60384-17	
气候类别 Climatic Category	40/105/21	
工作温度范围 Operating Temperature Range	-40℃ ~ 105℃	
额定电压 Rated voltage	450Vdc	
电容量范围 Capacitance Tolerance	0.001 μ F ~ 3.3 μ F	
电容量偏差 Capacitance Range	J(±5%) K(±10%) M(±20%)	
耐电压 Voltage Proof	1.6Ur/2s	
绝缘电阻 Insulation Resistance	$C_R \leq 0.33 \mu F, \geq 30000 M\Omega$	(25℃ ± 5℃, 100V, 60s)
	$C_R > 0.33 \mu F, \geq 10000 M\Omega * \mu F$	
损耗角正切 Dissipation Factor	$\leq 10 \times 10^{-4}$ (25℃ ± 5℃, 1KHZ)	

常规尺寸/Dimensions(mm)

450Vdc					
容量 C(μF)	W	H	T	P	∅d
0.001	10	9	4	7.5	0.6
0.0022	10	9	4	7.5	0.6
0.0033	10	9	4	7.5	0.6
0.0047	10	9	4	7.5	0.6
0.0068	10	9	4	7.5	0.6
0.01	10	9	4	7.5	0.6
0.022	10	10	5	7.5	0.6
0.033	10	10	5	7.5	0.6
0.047	10	12	6	7.5	0.6
0.068	10	12	6	7.5	0.6
0.1	10	12	6	7.5	0.6
0.001	13	9	4	10	0.6
0.0022	13	9	4	10	0.6
0.0033	13	9	4	10	0.6
0.0047	13	9	4	10	0.6
0.0068	13	9	4	10	0.6
0.01	13	9	4	10	0.6
0.022	13	9	4	10	0.6
0.033	13	9	4	10	0.6
0.047	12	11	5	10	0.6
0.068	12	11	5	10	0.6

450Vdc					
容量 C(μF)	W	H	T	P	∅d
0.1	12	12	6	10	0.6
0.22	13	14	8	10	0.6
0.33	13	14	8	10	0.6
0.47	12	16	8.5	10	0.6
0.1	17	11	5	15	0.75
0.22	17	12	6	15	0.75
0.33	17	14	6	15	0.75
0.47	17	15.5	7.5	15	0.75
0.68	17	16.5	8.5	15	0.75
1	17	19	11	15	0.75
0.33	25	14.5	6	22.5	0.75
0.47	25	14.5	6	22.5	0.75
0.68	25	16.5	7	22.5	0.75
1	25	17	8.5	22.5	0.75
1.5	25	19	10	22.5	0.75
2.2	26	20	11	22.5	0.75
0.68	30	16.5	7.5	27.5	0.75
1	30	16.5	7.5	27.5	0.75
1.5	30	18	10.5	27.5	0.75
2.2	31.5	20	11	27.5	0.75
3.3	30	21.6	13	27.5	0.75

可依客户要求定制/ It can customize according to the requirements

金属化聚丙烯薄膜电容器 (TP2盒式) Metallized polypropylene film capacitor(TP2 Box-type)

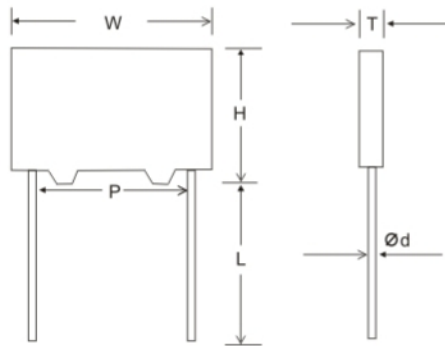
特性/Features

- 金属化聚丙烯薄膜
- 损耗小
- 绝缘电阻高
- 阻燃环氧粉末封装
- 更高额定电压
- 盒式封装
- 双电容结构
- Metallized polypropylene film
- Low dissipation factor
- High insulation resistance
- Flame retardant epoxy resin coating
- Higher rated voltage
- Box-type
- Double capacitor structure

应用/Application

- 应用于高频、直流、交流和脉冲电路中
- 用于电视机S校正电路、谐振、耦合等场合
- 适用于其他高频、大电流场合
- Used in high frequency, DC, AC and pulse circuits
- Used in TV(S-correction)、resonant、coupling etc
- Suitable for the situation where applies high frequency and high current pulse

外形图/Outline Drawing



$W \pm 0.5$	$H \pm 0.5$
$T \pm 0.5$	$P \pm 0.5$
$L \leq 5$	$L \pm 0.5$
$L \leq 15$	$L \pm 1.0$
$L > 15$	$L \pm 3.0$

技术要求/Specifications

引用标准 Reference Standard	IEC60384-17	
气候类别 Climatic Category	40/105/21	
工作温度范围 Operating Temperature Range	-40°C ~ 105°C	
额定电压 Rated voltage	630Vdc 1000Vdc	
电容量范围 Capacitance Tolerance	0.001 μ F ~ 3.3 μ F	
电容量偏差 Capacitance Range	J($\pm 5\%$) K($\pm 10\%$) M($\pm 20\%$)	
耐电压 Voltage Proof	1.6Ur/2s	
绝缘电阻 Insulation Resistance	$C_R \leq 0.33 \mu F, \geq 30000 M\Omega$	(25°C \pm 5°C, 100V, 60s)
	$C_R > 0.33 \mu F, \geq 10000 M\Omega * \mu F$	
损耗角正切 Dissipation Factor	$\leq 10 \times 10^{-4}$ (25°C \pm 5°C, 1KHZ)	

常规尺寸/Dimensions(mm)

630Vdc					
容量 C(μF)	W	H	T	P	∅d
0.001	10	9	4	7.5	0.6
0.0022	10	9	4	7.5	0.6
0.0033	10	9	4	7.5	0.6
0.0047	10	10	5	7.5	0.6
0.0068	10	10	5	7.5	0.6
0.001	13	9	4	10	0.6
0.0022	13	9	4	10	0.6
0.0033	13	9	4	10	0.6
0.0047	13	9	4	10	0.6
0.0068	13	9	4	10	0.6
0.01	12	11	5	10	0.6
0.0068	17	11	5	15	0.75
0.01	17	11	5	15	0.75
0.022	17	11	5	15	0.75

630Vdc					
容量 C(μF)	W	H	T	P	∅d
0.033	17	11	5	15	1.0
0.047	17	12	6	15	1.0
0.068	17	12	6	15	1.0
0.1	17	14	6	15	1.0
0.1	25	14.5	6	22.5	1.0
0.22	25	14.5	6	22.5	1.0
0.33	25	16.5	7	22.5	1.0
0.47	25	17.0	8.5	22.5	1.0
0.68	25	19.0	10	22.5	1.0
0.47	30	16.5	7.5	27.5	1.0
0.68	30	18	10.5	27.5	1.0
1	32	22	13	27.5	1.0
2.2	31	28	14	27.5	1.0
3.3	31	33	18	27.5	1.0

1000Vdc					
容量 C(μF)	W	H	T	P	∅d
0.001	13	9	4	10	0.6
0.0022	13	9	4	10	0.6
0.0033	13	9	4	10	0.6
0.0047	13	9	4	10	0.6
0.0068	12	11	5	10	0.6
0.01	12	11	5	10	0.6
0.01	17	11	5	15	0.75
0.022	17	11	5	15	0.75
0.033	17	12	6	15	0.75
0.047	17	12	6	15	0.75
0.068	17	14	6	15	0.75

1000Vdc					
容量 C(μF)	W	H	T	P	∅d
0.1	17	15.5	7.5	15	1.0
0.068	25	14.5	6	22.5	1.0
0.1	25	14.5	6	22.5	1.0
0.22	25	16.5	7	22.5	1.0
0.33	25	17.0	8.5	22.5	1.0
0.47	25	19.0	10	22.5	1.0
0.33	30	16.5	7.5	27.5	1.0
0.47	30	18	10.5	27.5	1.0
0.68	32	22	13	27.5	1.0
1	31	28	14	27.5	1.0
2.2	31	33	18	27.5	1.0

可依客户要求定制/ It can customize according to the requirements

金属化聚丙烯薄膜电容器 (TP3盒式) Metallized polypropylene film capacitor (TP3 Box-type)

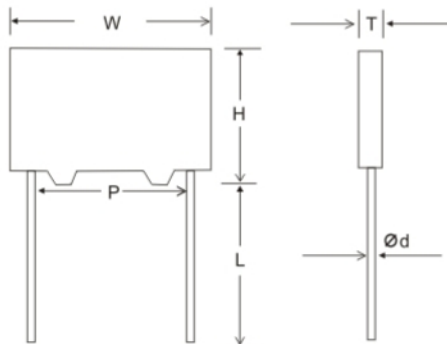
特性/Features

- 金属化聚丙烯薄膜
- 损耗小
- 绝缘电阻高
- 阻燃环氧粉末包封
- 更高额定电压
- 盒式封装
- 三电容结构
- Metallized polypropylene film
- Low dissipation factor
- High insulation resistance
- Flame retardant epoxy resin coating
- Higher rated voltage
- Box-type
- Three capacitor structure

应用/Application

- 应用于高频、直流、交流和脉冲电路中
- 用于电视机S校正电路、谐振、耦合等场合
- 适用于其他高频、大电流场合
- Used in high frequency, DC, AC and pulse circuits
- Used in TV(S-correction)、resonant、coupling etc
- Suitable for the situation where applies high frequency and high current pulse

外形图/Outline Drawing



$W \pm 0.5$	$H \pm 0.5$
$T \pm 0.5$	$P \pm 0.5$
$L \leq 5$	$L \pm 0.5$
$L \leq 15$	$L \pm 1.0$
$L > 15$	$L \pm 3.0$

技术要求/Specifications

引用标准 Reference Standard	IEC60384-17	
气候类别 Climatic Category	40/105/21	
工作温度范围 Operating Temperature Range	-40°C ~ 105°C	
额定电压 Rated voltage	1600Vdc 2000Vdc 2500Vdc	
电容量范围 Capacitance Tolerance	0.001 μ F ~ 1.0 μ F	
电容量偏差 Capacitance Range	J($\pm 5\%$) K($\pm 10\%$) M($\pm 20\%$)	
耐电压 Voltage Proof	1.6Ur/2s	
绝缘电阻 Insulation Resistance	$C_R \leq 0.33 \mu F, \geq 30000 M \Omega$	(25°C \pm 5°C, 100V, 60s)
	$C_R > 0.33 \mu F, \geq 10000 M \Omega * \mu F$	
损耗角正切 Dissipation Factor	$\leq 10 \times 10^{-4}$ (25°C \pm 5°C, 1KHZ)	

常规尺寸/Dimensions(mm)

1600Vdc					
容量 C(μF)	W	H	T	P	∅d
0.001	13	9	4	10	0.6
0.0022	13	9	4	10	0.6
0.0033	13	9	4	10	0.6
0.0047	12	11	5	10	0.6
0.0068	12	11	5	10	0.6
0.01	12	12	6	10	0.6
0.0068	17	11	5	15	0.75
0.01	17	12	6	15	0.75
0.022	17	14	6	15	0.75
0.033	17	14	6	15	0.75
0.047	17	15.5	7.5	15	0.75

1600Vdc					
容量 C(μF)	W	H	T	P	∅d
0.068	17	15.5	7.5	15	0.75
0.1	17	16	10.3	15	0.75
0.068	25	14.5	6	22.5	0.75
0.1	25	16.5	7	22.5	0.75
0.22	25	17.0	8.5	22.5	0.75
0.33	25	19.0	10	22.5	0.75
0.33	30	16.5	7.5	27.5	0.75
0.47	31	20.0	10.5	27.5	0.75
0.68	32	22.0	13	27.5	0.75
1	31	28.0	14	27.5	0.75

2000Vdc					
容量 C(μF)	W	H	T	P	∅d
0.001	13	9	4	10	0.6
0.0022	13	9	4	10	0.6
0.0033	12	11	5	10	0.6
0.0047	12	11	5	10	0.6
0.0068	12	12	6	10	0.6
0.01	13	14	8	10	0.6
0.0068	17	12	6	15	0.75
0.01	17	14	6	15	0.75
0.022	17	14	6	15	0.75

2000Vdc					
容量 C(μF)	W	H	T	P	∅d
0.033	17	15.5	7.5	15	0.75
0.047	17	16	10.3	15	0.75
0.068	17	16	10.3	15	0.75
0.1	17	19	11	15	0.75
0.047	25	14.5	6	22.5	0.75
0.068	25	16.5	7	22.5	0.75
0.1	25	19	10	22.5	0.75
0.1	30	16.5	7.5	27.5	0.75

2500Vdc					
容量 C(μF)	W	H	T	P	∅d
0.0022	17	12	6	15	0.75
0.0033	17	14	6	15	0.75
0.0047	17	14	6	15	0.75
0.0068	17	15.5	7.5	15	0.75
0.01	17	16	10.3	15	0.75
0.022	17	16	10.3	15	0.75
0.033	17	19	11	15	0.75

2500Vdc					
容量 C(μF)	W	H	T	P	∅d
0.01	25	14.5	6	22.5	0.75
0.022	25	16.5	7	22.5	0.75
0.033	25	19	10	22.5	0.75
0.047	25	19	10	22.5	0.75
0.047	30	16.5	7.5	27.5	0.75
0.068	30	18	10.5	27.5	0.75
0.1	30	18	10.5	27.5	0.75

可依客户要求定制/ It can customize according to the requirements

金属化聚丙烯薄膜电容器 (DP盒式) Metallized polypropylene film capacitor(DP Box-type)

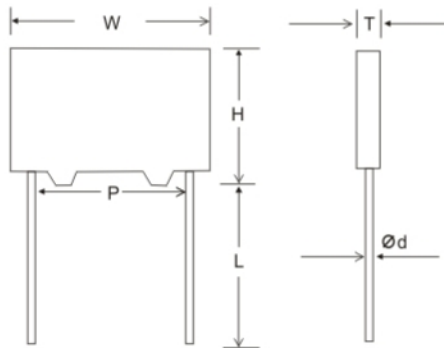
特性/Features

- 双面金属化聚丙烯薄膜
- 损耗小，内部温升小
- 优异的阻燃性能
- Doublesided metallized polypropylene structure
- Low loss and small inherent temperature rise
- Excellent active and passive flame resistant circuit

应用/Application

- 广泛应用于高压高频脉冲电路中
- 电子镇流器和节能灯中
- 吸收和SCR整流电路
- Widely used in high voltage,high frequency and pulse circuit
- Lamp capacitor for electronic ballast and compact lamps
- Snubber and SCR commutating circuits

外形图/Outline Drawing



W±0.5	H±0.5
T±0.5	P±0.5
L≤5	L±0.5
L≤15	L±1.0
L>15	L±3.0

技术要求/Specifications

引用标准 Reference Standard	IEC60384-16	
气候类别 Climatic Category	40/105/21	
工作温度范围 Operating Temperature Range	-40℃ ~ 105℃	
额定电压 Rated voltage	630Vdc 1000Vdc	
电容范围 Capacitance Tolerance	0.001 μ F ~ 0.1 μ F	
电容偏差 Capacitance Range	J(±5%) K(±10%) M(±20%)	
耐电压 Voltage Proof	1.6Ur/2s	
绝缘电阻 Insulation Resistance	CR≤0.33 μ F, ≥30000MΩ	(25℃ ±5℃, 100V, 60s)
	CR>0.33 μ F, ≥10000MΩ * μ F	
损耗角正切 Dissipation Factor	≤10 × 10 ⁻⁴ (25℃ ±5℃, 1KHZ)	

常规尺寸/Dimensions(mm)

630Vdc					
容量 C(μF)	W	H	T	P	∅d
0.001	13	9	4	10	0.6
0.0022	13	9	4	10	0.6
0.0033	13	9	4	10	0.6
0.0047	12	11	5	10	0.6
0.0068	12	11	5	10	0.6
0.0068	17	11	5	15	0.75

630Vdc					
容量 C(μF)	W	H	T	P	∅d
0.01	17	11	5	15	0.75
0.022	17	12	6	15	0.75
0.033	17	14	6	15	0.75
0.047	17	14	6	15	0.75
0.068	17	15.5	7.5	15	0.75
0.1	17	16	10.3	15	0.75

1000Vdc					
容量 C(μF)	W	H	T	P	∅d
0.001	12	11	5	10	0.6
0.0022	12	11	5	10	0.6
0.0033	12	11	5	10	0.6
0.0047	12	12	6	10	0.6
0.0068	13	14	8	10	0.6
0.01	13	14	8	10	0.6
0.0033	17	11	5	15	0.75
0.0047	17	11	5	15	0.75
0.0068	17	12	6	15	0.75
0.01	17	12	6	15	0.75

1000Vdc					
容量 C(μF)	W	H	T	P	∅d
0.022	17	14	6	15	0.75
0.033	17	15.5	7.5	15	0.75
0.047	17	16	10.3	15	0.75
0.068	17	19	11	15	0.75
0.033	25	14.5	6	22.5	0.75
0.047	25	14.5	6	22.5	0.75
0.068	25	16.5	7	22.5	0.75
0.1	25	16.5	7	22.5	0.75
0.068	30	16.5	7.5	27.5	0.75
0.1	30	16.5	7.5	27.5	0.75

可依客户要求定制/ It can customize according to the requirements

金属化聚丙烯薄膜电容器 (DP2盒式) Metallized polypropylene film capacitor(DP2 Box-type)

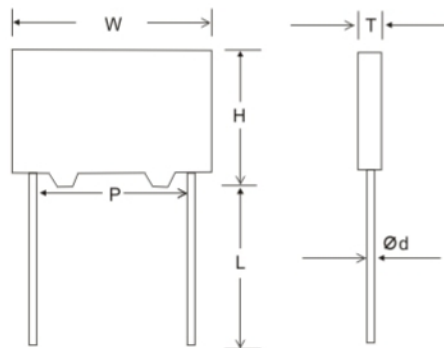
特性/Features

- 双面金属化聚丙烯薄膜
- 损耗小，内部温升小
- 优异的阻燃性能
- 更高的额定电压
- Doublesided metallized polypropylene structure
- Low loss and small inherent temperature rise
- Excellent active and passive flame resistant circuit
- Higher rated voltage

应用/Application

- 广泛应用于高压高频脉冲电路中
- 电子镇流器和节能灯中
- 吸收和SCR整流电路
- Widely used in high voltage, high frequency and pulse circuit
- Lamp capacitor for electronic ballast and compact lamps
- Snubber and SCR commutating circuits

外形图/Outline Drawing



$W \pm 0.5$	$H \pm 0.5$
$T \pm 0.5$	$P \pm 0.5$
$L \leq 5$	$L \pm 0.5$
$L \leq 15$	$L \pm 1.0$
$L > 15$	$L \pm 3.0$

技术要求/Specifications

引用标准 Reference Standard	IEC60384-16	
气候类别 Climatic Category	40/105/21	
工作温度范围 Operating Temperature Range	-40°C ~ 105°C	
额定电压 Rated voltage	1600Vdc 2000Vdc 2500Vdc	
电容量范围 Capacitance Tolerance	0.001 μ F ~ 0.1 μ F	
电容量偏差 Capacitance Range	J(\pm 5%) K(\pm 10%) M(\pm 20%)	
耐电压 Voltage Proof	1.6Ur/2s	
绝缘电阻 Insulation Resistance	$C_R \leq 0.33 \mu F, \geq 30000 M\Omega$	(25°C \pm 5°C, 100V, 60s)
	$C_R > 0.33 \mu F, \geq 10000 M\Omega * \mu F$	
损耗角正切 Dissipation Factor	$\leq 10 \times 10^{-4}$ (25°C \pm 5°C, 1KHZ)	

常规尺寸/Dimensions(mm)

1600Vdc					
容量 C(μF)	W	H	T	P	∅d
0.001	12	11	5	10	0.6
0.0022	12	11	5	10	0.6
0.0033	12	11	5	10	0.6
0.0047	12	12	6	10	0.6
0.0068	12	12	6	10	0.6
0.001	17	11	5	15	0.75
0.0022	17	11	5	15	0.75
0.0033	17	11	5	15	0.75
0.0047	17	12	6	15	0.75
0.0068	17	12	6	15	0.75
0.01	17	14	6	15	0.75

1600Vdc					
容量 C(μF)	W	H	T	P	∅d
0.022	17	15.5	7.5	15	0.75
0.033	17	16	10.3	15	0.75
0.047	17	19	11	15	0.75
0.022	25	14.5	6	22.5	0.75
0.033	25	14.5	6	22.5	0.75
0.047	25	16.5	7	22.5	0.75
0.068	25	19	10	22.5	0.75
0.1	25	19	10	22.5	0.75
0.068	30	16.5	7.5	27.5	0.75
0.1	30	16.5	7.5	27.5	0.75

2000Vdc					
容量 C(μF)	W	H	T	P	∅d
0.001	12	12	6	10	0.6
0.0022	12	12	6	10	0.6
0.0033	12	12	6	10	0.6
0.001	17	11	5	15	0.75
0.0022	17	11	5	15	0.75
0.0033	17	12	6	15	0.75
0.0047	17	12	6	15	0.75
0.0068	17	14	6	15	0.75
0.01	17	15.5	7.5	15	0.75

2000Vdc					
容量 C(μF)	W	H	T	P	∅d
0.022	17	16	10.3	15	0.75
0.033	17	19	11	15	0.75
0.01	25	14.5	6	22.5	0.75
0.022	25	16.5	7	22.5	0.75
0.033	25	19	10	22.5	0.75
0.033	30	16.5	7.5	27.5	0.75
0.047	30	16.5	7.5	27.5	0.75
0.068	30	18	10.5	27.5	0.75
0.1	30	18	10.5	27.5	0.75

2500Vdc					
容量 C(μF)	W	H	T	P	∅d
0.001	17	12	6	15	0.75
0.0022	17	12	6	15	0.75
0.0033	17	14	6	15	0.75
0.0047	17	14	6	15	0.75
0.0068	17	15.5	7.5	15	0.75
0.01	17	16	10	15	0.75
0.001	25	14.5	6	22.5	0.75
0.0022	25	14.5	6	22.5	0.75
0.0033	25	14.5	6	22.5	0.75
0.0047	25	16.5	7	22.5	0.75
0.0068	25	16.5	7	22.5	0.75

2500Vdc					
容量 C(μF)	W	H	T	P	∅d
0.01	25	16.5	7	22.5	0.75
0.022	25	19	10	22.5	0.75
0.033	25	19	10	22.5	0.75
0.0068	30	16.5	7.5	27.5	0.75
0.01	30	16.5	7.5	27.5	0.75
0.022	30	16.5	7.5	27.5	0.75
0.033	30	18	10.5	27.5	0.75
0.047	30	18	10.5	27.5	0.75
0.068	30	18	10.5	27.5	0.75
0.1	31	22	13	27.5	0.75

可依客户要求定制/ It can customize according to the requirements

金属化聚酯薄膜电容器 (FMEB/安全膜盒式) Metallized polyester film capacitor(FMEB /Safety film Box-type)

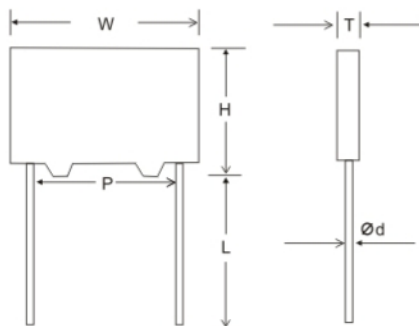
特性/Features

- 金属化聚酯薄膜
- 无感卷绕结构
- DC应用
- 安全膜结构, 安全性更高
- 盒式封装
- Metallized polyester film
- Non-inductive wound construction
- DC applications
- Safety film structure, safer
- Box-type

应用/Application

- 适用于直流和旁路、耦合
- 适用于滤波、低脉冲电路
- Used in by-pass and coupling of DC
- Used in filter and low pulse circuits

外形图/Outline Drawing



$W \pm 0.5$	$H \pm 0.5$
$T \pm 0.5$	$P \pm 0.5$
$L \leq 5$	$L \pm 0.5$
$L \leq 15$	$L \pm 1.0$
$L > 15$	$L \pm 3.0$



技术要求/Specifications

引用标准 Reference Standard	IEC60384-1 IEC 60384-2	
气候类别 Climatic Category	55/105/21	
工作温度范围 Operating Temperature Range	-55℃ ~ 105℃	
额定电压 Rated voltage	500Vdc	
电容量范围 Capacitance Tolerance	0.01 μF ~ 4.7 μF	
电容量偏差 Capacitance Range	J(± 5%) K(± 10%) M(± 20%)	
耐电压 Voltage Proof	1.6Ur/2s	
绝缘电阻 Insulation Resistance	$C_R \leq 0.33 \mu F, \geq 30000 M\Omega$	(25℃ ± 5℃, 100V, 60s)
	$C_R > 0.33 \mu F, \geq 10000 M\Omega * \mu F$	
损耗角正切 Dissipation Factor	$\leq 100 \times 10^{-4}$ (25℃ ± 5℃, 1KHZ)	

常规尺寸/Dimensions(mm)

500Vdc					
容量 C(μF)	W	H	T	P	Ød
0.01	10	10	5	7.5	0.6
0.022	10	10	5	7.5	0.6
0.033	10	10	5	7.5	0.6
0.047	10	10	5	7.5	0.6
0.068	10	12	6	7.5	0.6
0.1	10	12	6	7.5	0.6
0.01	12	11	5	10	0.6
0.022	12	11	5	10	0.6
0.033	12	11	5	10	0.6
0.047	12	11	5	10	0.6
0.068	12	11	5	10	0.6
0.1	12	11	5	10	0.6
0.22	12	16	8.5	10	0.6
0.33	12	16	8.5	10	0.6

500Vdc					
容量 C(μF)	W	H	T	P	Ød
0.47	12	16	8.5	10	0.6
0.1	17	11	5	15	0.75
0.22	17	11	5	15	0.75
0.33	17	12	6	15	0.75
0.47	17	14	6	15	0.75
0.68	17	15.5	7.5	15	0.75
1	17	16	10.3	15	0.75
1	25	16.5	7	22.5	0.75
1.5	25	17	8.5	22.5	0.75
2.2	25	19	10	22.5	0.75
2.2	30	18	10.5	27.5	0.75
3.3	32	22	13	27.5	0.75
4.7	32	22	13	27.5	0.75

可依客户要求定制/ It can customize according to the requirements

金属化聚丙烯薄膜电容器 (MPB/安全膜盒式)

Metallized polypropylene film capacitor(MPB/Safety film Box-type)

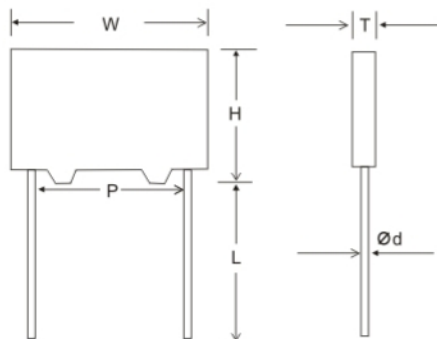
特性/Features

- 金属化聚丙烯薄膜
- 损耗小
- 绝缘电阻高
- 阻燃环氧粉末包封
- 安全膜结构，安全性更高
- 盒式封装
- Metallized polypropylene film
- Low dissipation factor
- High insulation resistance
- Flame retardant epoxy resin coating
- Safety film structure, safer
- Box-type

应用/Application

- 应用于高频、直流、交流和脉冲电路中
- 用于电视机S校正电路、谐振、耦合等场合
- 适用于其他高频、大电流场合
- Used in high frequency, DC, AC and pulse circuits
- Used in TV(S-correction)、resonant、coupling etc
- Suitable for the situation where applies high frequency and high current pulse

外形图/Outline Drawing



$W \pm 0.5$	$H \pm 0.5$
$T \pm 0.5$	$P \pm 0.5$
$L \leq 5$	$L \pm 0.5$
$L \leq 15$	$L \pm 1.0$
$L > 15$	$L \pm 3.0$



技术要求/Specifications

引用标准 Reference Standard	IEC60384-17	
气候类别 Climatic Category	40/105/21	
工作温度范围 Operating Temperature Range	-40℃ ~ 105℃	
额定电压 Rated voltage	500Vdc	
电容量范围 Capacitance Tolerance	0.001 μF ~ 3.3 μF	
电容量偏差 Capacitance Range	J(± 5%) K(± 10%) M(± 20%)	
耐电压 Voltage Proof	1.6Ur/2s	
绝缘电阻 Insulation Resistance	$C_R \leq 0.33 \mu F, \geq 30000 M\Omega$	(25℃ ± 5℃, 100V, 60s)
	$C_R > 0.33 \mu F, \geq 10000 M\Omega * \mu F$	
损耗角正切 Dissipation Factor	$\leq 10 \times 10^{-4}$ (25℃ ± 5℃, 1KHZ)	

常规尺寸/Dimensions(mm)

500Vdc					
容量 C(μF)	W	H	T	P	∅d
0.001	10	10	5	7.5	0.6
0.0022	10	10	5	7.5	0.6
0.0033	10	10	5	7.5	0.6
0.0047	10	10	5	7.5	0.6
0.0068	10	10	5	7.5	0.6
0.01	10	10	5	7.5	0.6
0.022	10	12	6	7.5	0.6
0.033	10	12	6	7.5	0.6
0.047	10	12	6	7.5	0.6
0.068	10	12	6	7.5	0.6
0.1	10	14	9.5	7.5	0.6
0.001	12	11	5	10	0.6
0.0022	12	11	5	10	0.6
0.0033	12	11	5	10	0.6
0.0047	12	11	5	10	0.6
0.0068	12	11	5	10	0.6
0.01	12	11	5	10	0.6
0.022	12	11	5	10	0.6
0.033	12	11	5	10	0.6
0.047	12	11	5	10	0.6

500Vdc					
容量 C(μF)	W	H	T	P	∅d
0.068	12	12	6	10	0.6
0.1	12	12	6	10	0.6
0.22	12	16.5	8.5	10	0.6
0.33	12	16.5	8.5	10	0.6
0.1	17	14	6	15	0.75
0.22	17	14	6	15	0.75
0.33	17	15.5	7.5	15	0.75
0.47	17	16	10.3	15	0.75
0.68	17	19	11	15	0.75
1	17	19	11	15	0.75
0.33	25	16.5	7	22.5	0.75
0.47	25	16.5	7	22.5	0.75
0.68	25	17	8.5	22.5	0.75
1	25	17	8.5	22.5	0.75
1.5	26	20	11	22.5	0.75
0.68	30	16.5	7.5	27.5	0.75
1	30	18	10.5	27.5	0.75
1.5	30	18	10.5	27.5	0.75
2.2	32	22	13	27.5	0.75
3.3	32	22	13	27.5	0.75

可依客户要求定制/ It can customize according to the requirements



新能源电容简介

UTX新能源电容主要应用于电力电子领域，如DC-link、IGBT吸收保护、谐振、耦合、LC交流滤波、光伏、充电桩、车用等场合



www.utx.com.cn

昱电实业股份有限公司/金汇浦有限公司

台湾新北市淡水区中正东路二段27—10号24F

Tel: +886-2-88092763

Fax: +886-2-88092791

昆山昱电电子有限公司

江苏省昆山市淀山湖镇双马路38号

Tel: +86-512-57052008

Fax: +86-512-57052006

东莞企石新昱电子有限公司

广东省东莞市企石镇江边村沿河路

Tel: +86-769-86784270

Fax: +86-769-86734340

东莞昱新电子有限公司

广东省东莞市企石镇江边村沿河路

Tel: +86-769-86784870

Fax: +86-769-86734360

X-ON Electronics

Largest Supplier of Electrical and Electronic Components

Click to view similar products for [Film Capacitors](#) category:

Click to view products by [UTX](#) manufacturer:

Other Similar products are found below :

[703-6G](#) [82DC4100CK60J](#) [82EC1100DQ50K](#) [MMWAF150KME](#) [PCY2130F30153](#) [QXJ2E474KTPT](#) [QXL2B333KTPT](#) [QXM2G104K](#)
[DPM16S56K-1F](#) [EEC2G505HQA406](#) [B32234-.033@250V-K](#) [B81133-C1104-M3](#) [MTC355L1](#) [217-0716-001](#) [PA225L30](#) [CB182K0184J--](#)
[KP1830-247/061-G](#) [274ACF4400WA0J](#) [274ACF5150WA0J](#) [SCD105K122A3-22](#) [SCD205K122A3-24](#) [PCX2339F65224](#) [PCX2339F65334](#)
[2222 368 55105](#) [2222 370 21683](#) [QXL2E473KTPT](#) [445450-1](#) [MKT182022263473](#) [WMC08P22](#) [46KN410000N1K](#) [46KR368050M1M](#) [ECQ-](#)
[W4223KZ](#) [EEC2G805HQA415](#) [PA103L30](#) [82DC4100AA60K](#) [82EC2150DQ50K](#) [VEA105K50](#) [82IC2150DQ50J](#) [82EC2220DQ50J](#)
[MTC55L4](#) [MTC56L4](#) [730P205X9400](#) [PA104L30](#) [PA224L30](#) [82DC3220AA60J](#) [82EC4100DQ70J](#) [WYP-104M](#) [82CC4220AA70J](#)
[82EC3100Z370J](#) [B32656S8105K566](#)