

K-No.: 25165

Powerline transformer

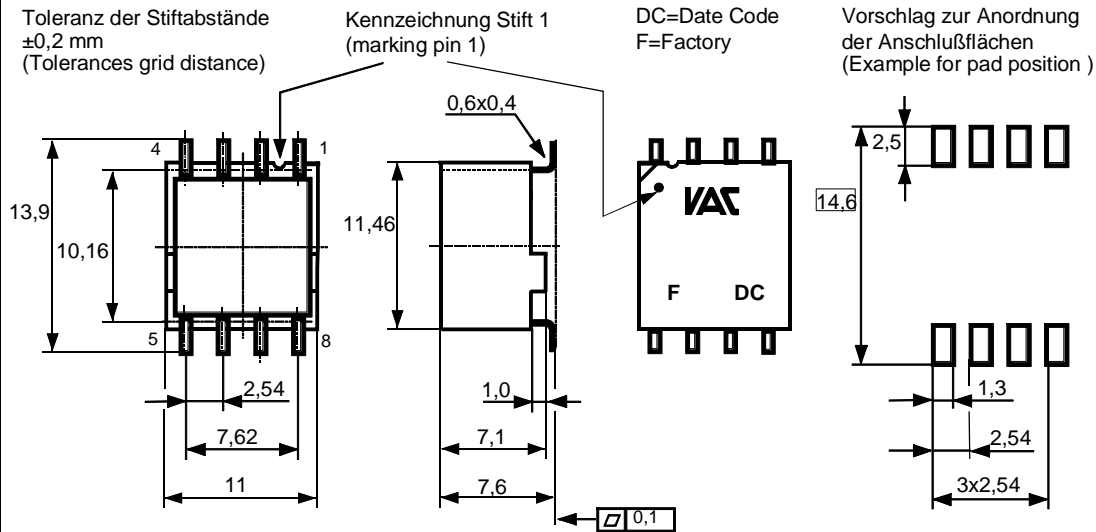
Date: 22.07.2014

Customer:

Customers part No.:

Page 1 of 3

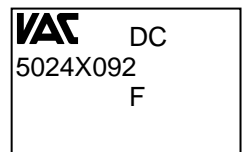
**Mechanical outline (mm):** (General Tolerances DIN ISO 2768-c)



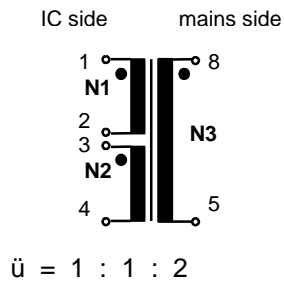
Connections:

Dummy pins:  
No.

Beschriftung:  
marking



**Schematic diagram:**



**Operational data/characteristic data (nominal values):**

f = 10...1000 kHz

I<sub>RMS</sub> < 140 mA (50/60Hz)

R<sub>Cu1</sub> ≤ 250 mΩ ; R<sub>Cu2</sub> ≤ 250 mΩ,    R<sub>Cu3</sub> ≤ 500 mΩ

Operating temperature: -40 °C ... +85 °C

Storage temperature: -40 °C ... +85 °C

**Inspection:** (V: 100%-Test; AQL...: DIN ISO 2859-Teil1)

- |    |            |          |                                   |  |
|----|------------|----------|-----------------------------------|--|
| 1) | (V)        | M3014:   | U <sub>p,eff</sub> = 4,0 kV, 2 s, | N3 vs N1+N2  |
|    |            |          | U <sub>p,eff</sub> = 0,5 kV, 2 s, | N1 vs N2   |
| 2) | (AQL 0,25) | M3214:   | L <sub>3</sub> ≥ 700 µH,          | I <sub>DC</sub> = 130 mA,    f = 10 kHz,    U <sub>AC,eff</sub> = 100 mV |
| 3) | (V)        | M3011/6: | Polarity, Turns ratio:            | Tolerance ± 2 %  |

see page 2

**Applicable documents:** see page 2

| Date     | Name | Index | Change   |
|----------|------|-------|--|
| 22.07.14 | Pf.  | 84    | Characteristic data: I <sub>DC</sub> < 140 mA changed to I <sub>RMS</sub> < 140 mA (50/60Hz). Lapidary change. |
| 14.01.14 | BZ   | 84    | Inspection 2) changed from M3011/1 to M3214. CN-712  |

|              |             |            |              |
|--------------|-------------|------------|--------------|
| Editor: KB-E | Design: Bs. | KB-PM: Pf. | released: HH |
|              |             | check      |              |

|              |                              |                  |
|--------------|------------------------------|------------------|
| K-No.: 25165 | <b>Powerline transformer</b> | Date: 22.07.2014 |
|--------------|------------------------------|------------------|

|           |                     |             |
|-----------|---------------------|-------------|
| Customer: | Customers part No.: | Page 2 of 3 |
|-----------|---------------------|-------------|

**Inspection:** (V: 100%-Test; AQL....: DIN ISO 2859-Teil1)

- 4) (Fix05) M3291: Solderability test acc. to chapter 1
- 5) (AQL 1/S4) M3200: Mechanical test

**Type test**

- 1) High voltage test according to M3014  
 $U_{p,eff} = 4 \text{ kV}$ , 1 min, N1+N2 vs N3
- 2) M3292: Resistance to soldering heat acc. to chapter 2

Measurements after temperature balance of the test samples at room temperature

**Remark:**

The following HV test may be applied one time at the customer after final assembly where the number of reflows has to be limited to one (max):

$$U_{p,eff} = 4 \text{ kV} / 2 \text{ s}, \quad N1+N2 \text{ vs } N3$$

Measurement has to be performed after temperature balance of the samples to room temperature. Storage conditions before test: max. 30°C / max. 50% relative humidity or max. 85°C / max. 5% relative humidity.

**Applicable documents:**

Designed, manufactured and tested in accordance to EN 60950 (IEC 60950) and complies with the standards.

- Parameters: Reinforced insulation: N1+N2 to N3
- Working voltage: 400 V r.m.s.
  - Overvoltage category: 2
  - Pollution degree: 2
  - Insulation material group: 3

Housing material, casting resin and wire UL – listed

**Packing: Drypack / MSL according VAC M3027**

|              |             |  |                     |  |  |              |
|--------------|-------------|--|---------------------|--|--|--------------|
| Editor: KB-E | Design: Bs. |  | KB-PM: Pf.<br>check |  |  | released: HH |
|--------------|-------------|--|---------------------|--|--|--------------|

K-No.: 25165

**Powerline transformer**

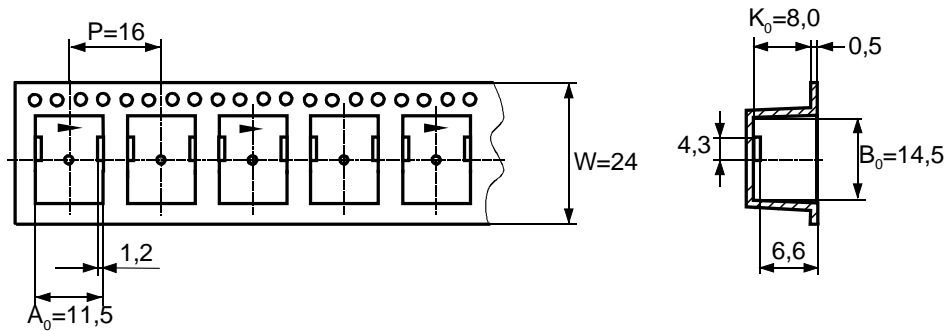
Date: 22.07.2014

Customer:

Customers part No.:

Page 3 of 3

**packing information / Verpackungsinformation**

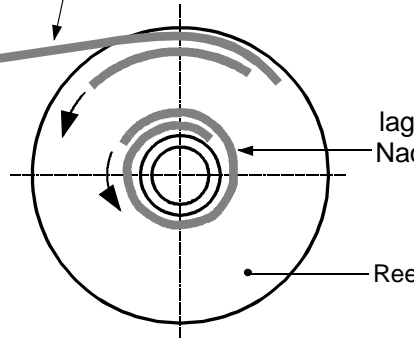


the first two nests must be crushed for better pockets.  
Die ersten zwei Nester gequetscht für besseres einfädeln.

leading 25 empty pockets  
Vorlauf 25 leere Nester

laging 25 empty pockets  
Nachlauf 25 leere Nester

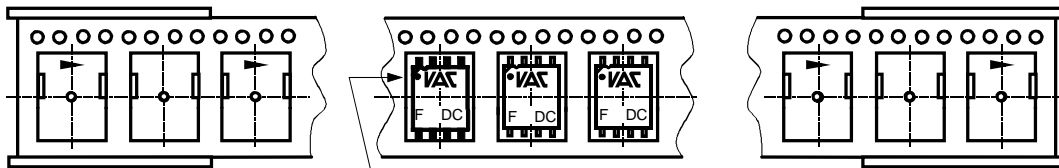
cover tape 400mm longer than carrier tape  
Deckband 400mm länger als Blistergurt



Reel

laging: >25 empty pockets  
Nachlauf >25 leere Nester

leading: >25 empty pockets  
Vorlauf >25 leere Nester



Orientation of Pin 1 in carrier tape  
Anordnung von Stift 1 im Blistergurt

Insertion of components according orientation 3 shown in M-sheet 3510  
Einsetzen der Bauelemente nach M-Blatt 3510 Orientierung 3

**quantities in packing:** 450 pieces/tape (packing carton) 450 Bauelemente/Rolle  
Verpackungsmenge 5 tapes reel/carton (outside)=2250 pieces /carton(outside)  
5 Rollen/Karton =2250 Bauelemente /Außenkarton

Editor: KB-E

Design: Bs.

KB-PM: Pf.  
check

released: HH

## X-ON Electronics

Largest Supplier of Electrical and Electronic Components

*Click to view similar products for [Audio Transformers / Signal Transformers](#) category:*

*Click to view products by [Vacuumschmelze](#) manufacturer:*

Other Similar products are found below :

[CX2041NLT](#) [MGPWT-00449-P](#) [PE-64961](#) [H1302FNLT](#) [H5008FNL](#) [H5012FNL](#) [H5020FNLT](#) [H5077NLT](#) [H5079NLT](#) [H5084FNLT](#)  
[B78476A9558A003](#) [1812WBT2-4](#) [1879479-1](#) [HX2260FNL](#) [HX5014FNL](#) [EX2024FNL](#) [FL1066](#) [T1137NLT](#) [T3012NL](#) [PE-65812FNL](#) [PE-65848FNLT](#) [H1174FNL](#) [H1302FNL](#) [H5015FNL](#) [H5019EFNL](#) [H5062FNLT](#) [CX2047LNL](#) [MGPWT-00059-P](#) [MGPWT-00266-P](#) [MGPWT-00278-P](#) [MGPWT-00431-P](#) [TTC-100](#) [TTC-143-H](#) [TTC-5032-1](#) [BX1194WNLT](#) [HX1234NLT](#) [HX5008FNLT](#) [HX5019FNL](#) [HX5084NL](#) [3-1879385-5](#) [TX1263NLT](#) [4-1879391-0](#) [T1142NL](#) [HX6101FNL](#) [HX5084FNL](#) [HX1148NL](#) [HX5020FNLT](#) [HX5014FNLT](#) [T1124NL](#)  
[1879732-1](#)