

K-No.: 25159

Powerline transformer

Date: 11.02.2010

Customer: Standard Type

Customers part No.:

Page 1 of 2

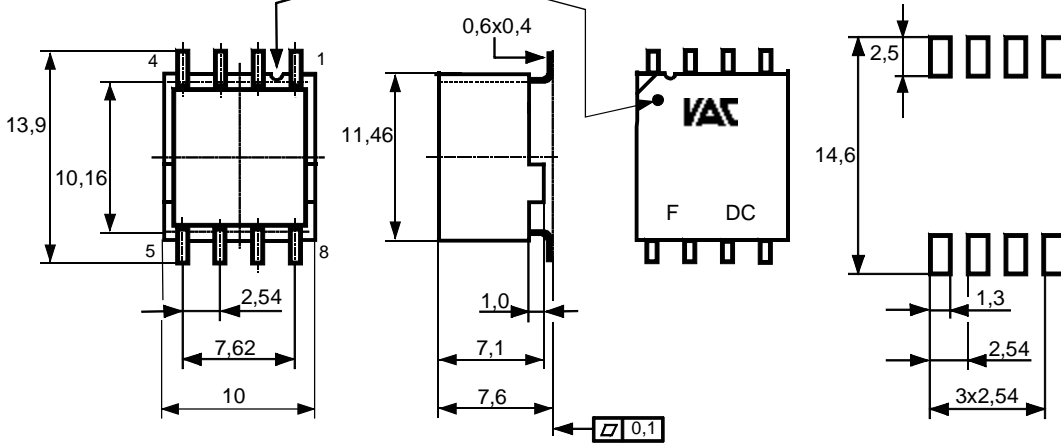
Mechanical outline (mm): (General Tolerances DIN ISO 2768-c)

Toleranz der Stiftabstände
±0,2 mm
(Tolerances grid distance)

Kennzeichnung Stift 1
(marking pin 1)

DC = Date Code
F = Factory

Vorschlag zur Anordnung
der Anschlußflächen
(Example for pad position)



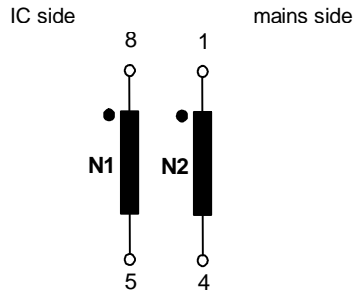
Connections:
No. 1, 4, 5, 8

Dummy pins:
No. 2, 3, 6, 7

Beschriftung:
marking

VAC DC
5024X097
F

Schematic diagram:



$\ddot{u} = 1,68 : 1$

Operational data/characteristic data (nominal values):

$R_{Cu1(IC\ side)} = 220\ m\Omega \ +/-\ 15\%$

$R_{Cu2(mains)} = 160\ m\Omega \ +/-\ 15\%$

$L_{S1} = 16.5\ \mu H \ +/-\ 30\%$ (N2 short circuited)

$L_{S2} = 5.8\ \mu H \ +/-\ 30\%$ (N1 short circuited)

$C_K \leq 17\ pF$

$C_{W1} \leq 15\ pF$

Operating temperature: -40 °C ... +85 °C

Storage temperature: -40 °C ... +85 °C

Inspection: (V: 100%-Test; AQL...: DIN ISO 2859-Teil1)

- 1) (V) M3014: $U_{t,r.m.s} = 1.5\ kV, 2\ s,$ N₁ to N₂
- 2) (AQL 0,25) M3011/1: $L_1 = 1.2\ mH \ +/-\ 30\%,$ $f = 10\ kHz,$ $U_{AC,r.m.s} = 100\ mV$
- 3) (AQL 0,25) M3011/2: $L_{S1} = 16.5\ \mu H \ +/-\ 30\%,$ $f = 100\ kHz,$ $U_{AC,r.m.s} = 100\ mV$ (N2 short circuited)
- 4) (V) M3011/6: Polarity, Turns ratio: Tolerance $\pm 2\%$
- 5) (Fix05) M3291: Solderability test acc. to chapter 1
- 6) (AQL 1/S4) M3200: Mechanical test

Measurements after temperature balance of the test samples at room temperature

Applicable documents: Housing material, casting resin and wire UL – listed

Packing: Drypack / MSL according VAC M3027

Date	Name	Index	Change
11.02.10	Bs	81	Packing instruction added (Dry pack set) RCu values adapted. ÄA-784. Inspection 5) and 6) added.

Editor: KB-E	Design: Bs	KB-PM: Pf. check	released: RK
--------------	------------	---------------------	--------------

K-No.: 25159

Powerline transformer

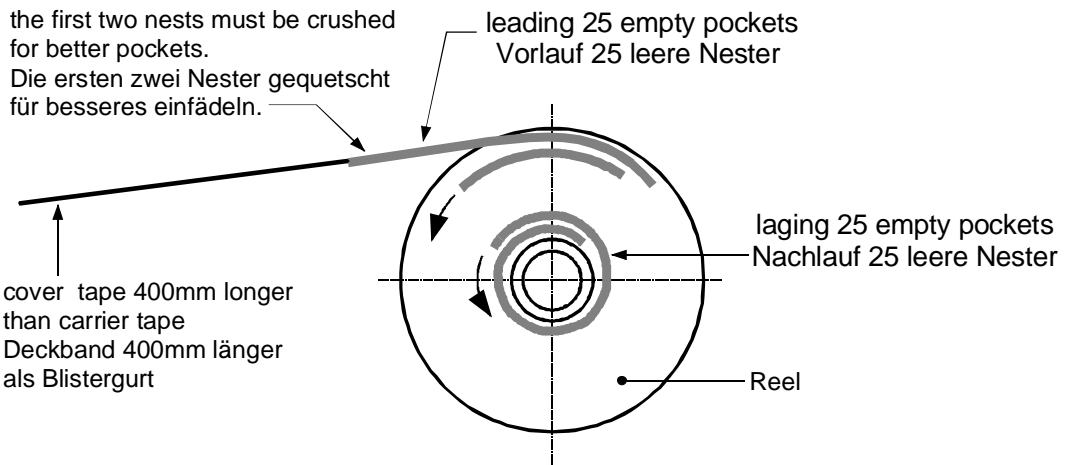
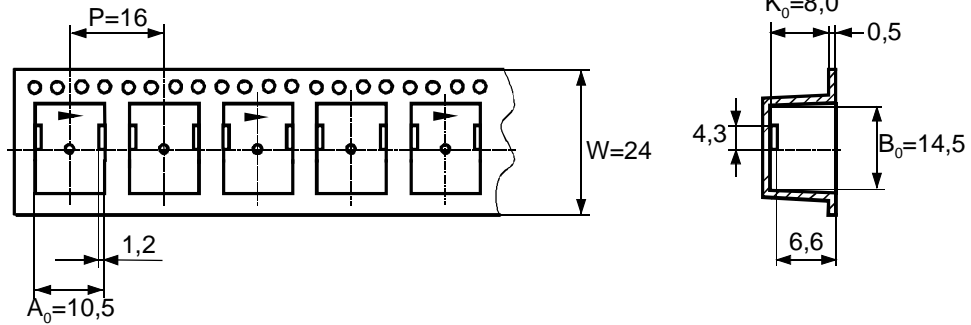
Date: 11.02.2010

Customer: Standard Type

Customers part No.:

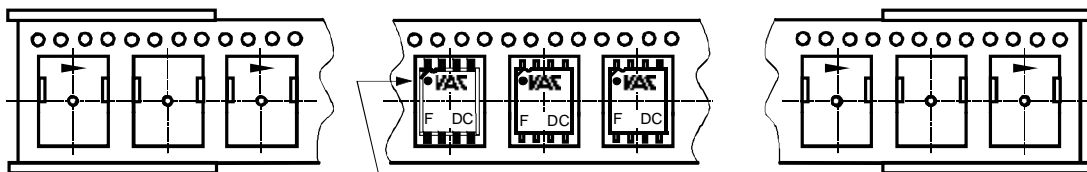
Page 2 of 2

packing information / Verpackungsinformation



laging: >25 empty pockets
Nachlauf >25 leere Nester

leading: >25 empty pockets
Vorlauf >25 leere Nester



Orientation of Pin 1 in carrier tape
Anordnung von Stift 1 im Blistergurt

Insertion of components according orientation 3 shown in M-sheet 3510
Einsetzen der Bauelemente nach M-Blatt 3510 Orientierung 3

quantities in packing: 450 pieces/tape (packing carton) 450 Bauelemente/Rolle
Verpackungsmenge 5 tapes reel/carton (outside)=2250 pieces /carton(outside)
5 Rollen/Karton =2250 Bauelemente /Außenkarton

Editor: KB-E

Design: Bs

KB-PM: Pf.
check

released: RK

X-ON Electronics

Largest Supplier of Electrical and Electronic Components

Click to view similar products for [Audio Transformers / Signal Transformers](#) category:

Click to view products by [Vacuumschmelze](#) manufacturer:

Other Similar products are found below :

[CX2041NLT](#) [MGPWT-00449-P](#) [PE-64961](#) [H1302FNLT](#) [H5008FNL](#) [H5012FNL](#) [H5020FNLT](#) [H5077NLT](#) [H5079NLT](#) [H5084FNLT](#)
[B78476A9558A003](#) [1812WBT2-4](#) [1879479-1](#) [HX2260FNL](#) [HX5014FNL](#) [EX2024FNL](#) [FL1066](#) [T1137NLT](#) [T3012NL](#) [PE-65812FNL](#) [PE-65848FNLT](#) [H1174FNL](#) [H1302FNL](#) [H5015FNL](#) [H5019EFNL](#) [H5062FNLT](#) [CX2047LNL](#) [MGPWT-00059-P](#) [MGPWT-00266-P](#) [MGPWT-00278-P](#) [MGPWT-00431-P](#) [TTC-100](#) [TTC-143-H](#) [TTC-5032-1](#) [BX1194WNLT](#) [HX1234NLT](#) [HX5008FNLT](#) [HX5019FNL](#) [HX5084NL](#) [3-1879385-5](#) [TX1263NLT](#) [4-1879391-0](#) [T1142NL](#) [HX6101FNL](#) [HX5084FNL](#) [HX1148NL](#) [HX5020FNLT](#) [HX5014FNLT](#) [T1124NL](#)
[1879732-1](#)