

Qseven™ Modules

NEW

VIA

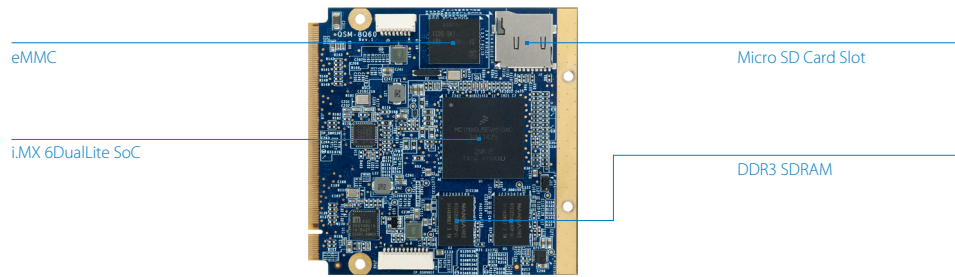
QSM-8Q60

Qseven™ ARM module with NXP i.MX 6DualLite Cortex-A9 SoC for industrial automation applications

Features

- NXP i.MX 6DualLite Cortex-A9 SoC
- Qseven™ Rev. 2.0 compliant
- Wide operating temperature range: -20°C ~ 70°C
- 3.5" form factor carrier options
- 7-year longevity support


Board Placement




Specifications

Model Name	QSM-8Q60
Processor	NXP i.MX 6DualLite Cortex-A9 dual-core SoC
System Memory	2GB DDR3 SDRAM
Storage	4GB eMMC Flash memory
Boot Loader	4MB SPI Flash ROM
Graphics	Vivante GC880 2 Independent, integrated 3D/2D and graphics processing units Graphics engines support OpenGL®ES 2.0, OpenVG 1.1 hardware acceleration Support MPEG-2, VC-1 video decoding up to 1080p
LAN	Micrel KSZ9031RNX Gigabit Ethernet Transceiver with RGMII support
Audio	I2S Audio Interface
HDMI	Integrated HDMI 1.4 Transmitter
USB	SMSC USB2514 USB 2.0 High Speed 4-port hub controller
Supported Expansion I/O	1 PCIe x1
Supported I/O	4 USB 2.0 ports 1 USB OTG client 1 HDMI port 1 Dual-channel 18/24-bit LVDS panel connector 1 PWM 3 COM (TX/RX) ports 1 Gigabit Ethernet port 2 CAN bus 1 I2S 1 SPI 1 SDIO 3 I ² C
Onboard I/O	1 Micro SD card slot
Operating System	Linux Kernel 3.10.53
Operating Temperature	-20°C ~ 70°C
Operating Humidity	0% ~ 95% (non-condensing)
Form Factor	7.0cm x 7.0cm (2.76" x 2.76")
Compliance	Qseven™ Rev. 2.0 module

Carrier Board Front Panel I/O



Carrier Board (QSMDB2)



EMIO-1541 miniPCIe Wi-Fi Module
802.11b/g/n standards



EMIO-2550 3G HSPA/UMTS
Mobile Broadband Module

* The carrier board is only for evaluation purposes.

Specifications

Model Name	QSMDB2
Audio	NXP SGTL5000 low power stereo codec
Onboard I/O	<ul style="list-style-type: none"> 1 Dual-channel 18/24-bit LVDS panel connector 1 LVDS inverter connector 1 Touch panel connector 6 COM port pin headers (4 for RS-232/422/485, 2 for TX/RX only) 32 GPIO (16 GPI + 16 GPO) pin headers 1 CAN bus connector (supports 2 CAN bus) 1 Audio pin header for Line-in, Line-out, Mic-in 1 I²C pin header 1 SIM card slot 1 miniPCIe slot 1 DC-in connector
Front Panel I/O	<ul style="list-style-type: none"> 2 USB 2.0 ports 1 HDMI port 1 COM port (TX/RX for debug) 1 Gigabit Ethernet port 1 10/100Mbps Ethernet port 2 Power & Wi-Fi activity LEDs 1 Reset Button
Power Supply	15~24V DC-in
Operating Temperature	-20°C ~ 70°C
Operating Humidity	0% ~ 95% (non-condensing)
Form Factor	3.5" Form Factor 14.6cm x 10.2cm (5.75" x 4.01")

Ordering Information

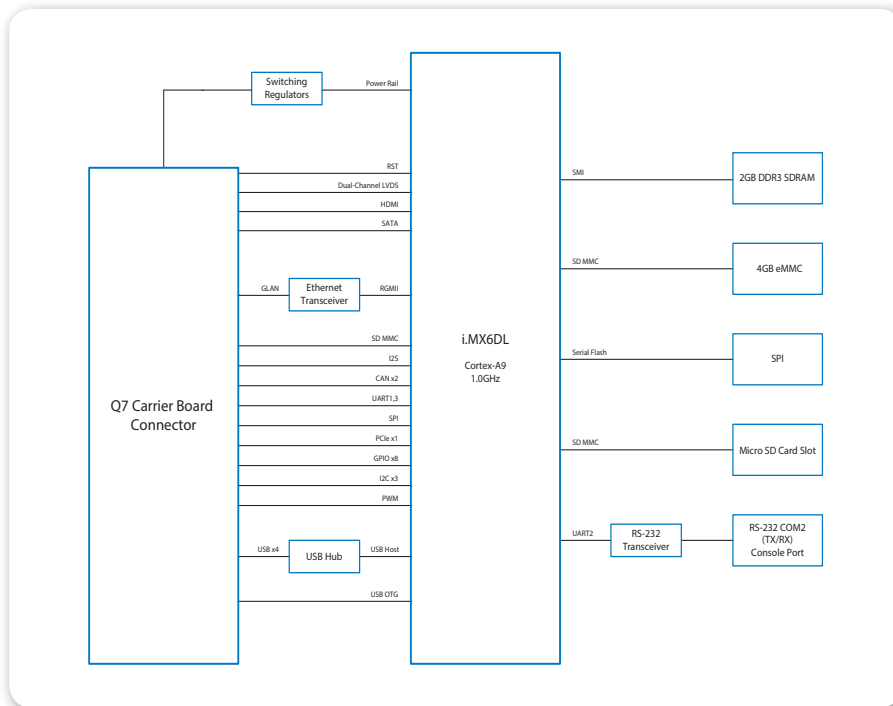
Model Name	SoC Frequency	Description
15GEC107000-10	NXP i.MX 6DualLite Cortex-A9 dual-core SoC @ 1.0GHz	Qseven™ module with 1.0GHz NXP i.MX 6DualLite Cortex-A9, 4GB eMMC, 4MB SPI ROM, 2GB DDR3 SDRAM, HDMI, 4 USB 2.0, 1 USB OTG client, LVDS, 3 COM (TX/RX), Gigabit Ethernet, 10/100Mbps Ethernet, 2 CAN bus, PCIe x1, Micro SD card slot
15GFL000000-10	N/A	QSM-8Q60 evaluation carrier board with CAN bus cable and DC power cable

Optional Accessories

Wireless Modules

Part Number	Description
00GO27100BU2B0D0	VNT9271BU0DB IEEE 802.11b/g/n USB Wi-Fi dongle
EMIO-1541-00A1	VNT9485 IEEE 802.11 b/g/n miniPCIe Wi-Fi module with assembly kit and antenna
EMIO-2550-00A1	3.75G HSPA/UMTS mobile broadband full size miniPCIe module with GPS and SIM card slot

Block Diagram



X-ON Electronics

Largest Supplier of Electrical and Electronic Components

Click to view similar products for [Development Boards & Kits - ARM category](#):

Click to view products by [VIA manufacturer](#):

Other Similar products are found below :

[SAFETI-HSK-RM48](#) [PICOHOBBITFL](#) [CC-ACC-MMK-2443](#) [TWR-MC-FRDMKE02Z](#) [EVALSPEAR320CPU](#) [EVB-SCMIMX6SX](#)
[MAX32600-KIT#](#) [TMDX570LS04HDK](#) [TXSD-SV70](#) [OM13080UL](#) [EVAL-ADUC7120QSPZ](#) [OM13082UL](#) [TXSD-SV71](#)
[YGRPEACHNORMAL](#) [OM13076UL](#) [PICODWARFFL](#) [YR8A77450HA02BG](#) [3580](#) [32F3348DISCOVERY](#) [ATTINY1607](#) [CURIOSITY](#)
[NANO](#) [PIC16F15376](#) [CURIOSITY NANO BOARD](#) [PIC18F47Q10](#) [CURIOSITY NANO](#) [VISIONSTK-6ULL V.2.0](#) [80-001428](#) [DEV-17717](#)
[EAK00360](#) [YR0K77210B000BE](#) [RTK7EKA2L1S00001BE](#) [MAX32651-EVKIT#](#) [SLN-VIZN-IOT](#) [LV18F V6 DEVELOPMENT SYSTEM](#)
[READY FOR AVR BOARD](#) [READY FOR PIC BOARD](#) [READY FOR PIC \(DIP28\)](#) [EVB-VF522R3](#) [AVRPLC16 V6 PLC SYSTEM](#)
[MIKROLAB FOR AVR XL](#) [MIKROLAB FOR PIC L](#) [MINI-AT BOARD - 5V](#) [MINI-M4 FOR STELLARIS](#) [MOD-09.Z](#) [BUGGY +](#)
[CLICKER 2 FOR PIC32MX + BLUETOOT](#) [1410](#) [LETS MAKE PROJECT PROGRAM. RELAY PIC](#) [LETS MAKE - VOICE](#)
[CONTROLLED LIGHTS](#) [LPC-H2294](#) [DSPIC-READY2 BOARD](#) [DSPIC-READY3 BOARD](#) [MIKROBOARD FOR ARM 64-PIN](#)
[MIKROLAB FOR AVR](#)