

DWG NO. 36-00037 SH 1 REV C

REVISIONS				
ECO	REV	DESCRIPTION	DATE	APPROVED
714	A	PRODUCTION RELEASE	1-15-98	RBD
---	A1	AS BUILT/DOCUMENTATION CHANGES	5/5/03	RO
---	A2	ADD PIN NUMBERS TO INDUCTOR	02/18/04	LGK
1462	B	ADDED ROHS SPEC NOTE	06/21/05	LGK
1462	B	ADDED ROHS SPEC NOTE	06/21/05	LGK
1543	C	TAPE # 1350F WAS # 1298	09/01/05	LGK

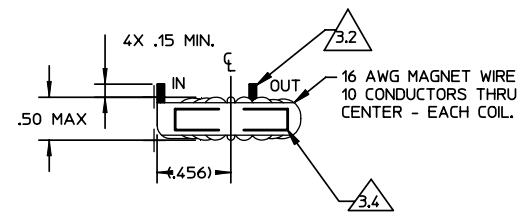
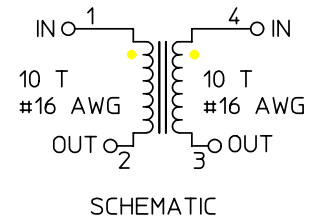
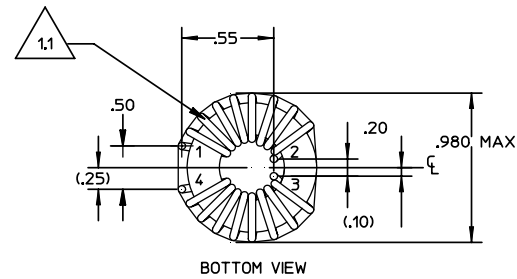
**PROPRIETARY DATA:**  
 This document and information contained may not be reproduced, used or disclosed without prior written permission of WESTCOR a division of VICOR Corporation.

NOTES: UNLESS OTHERWISE SPECIFIED

1. MATERIALS: UL RECOGNIZED 94V-2 FLAMMABILITY RATING CLASS B (130°C) REQUIRED
  - 1.1 CORE: TOROID,  $\mu = 5000$   
MAGNETICS ZJ-42109-TC
  - 1.2 WIRE: U.L. RECOGNIZED 130°C MINIMUM RATING MAGNET WIRE. APPROVED MFR: ESSEX  
OTHER MFRS HAVE TO BE ROHS COMPLIANT CERTIFIED BEFORE USE.
  - 1.3 OUTER WRAP: 3M #11 OR #69 OR #1350F  
OR PERMACEL P-213
  - 1.4 MATERIAL CERTIFICATE OF COMPLIANCE REQUIRED.
2. SPECIFICATIONS:
  - 2.1 L = 330  $\mu$ H MIN/COIL @1KHz, 250mV
  - 2.2 DCR = 4.5 mOHMS MAX/COIL
  - 2.3 POWER LOSS = 3.6 W MAX @ 20A/COIL
  - 2.4 HI-POT TEST COIL TO COIL, 250VDC TO INSURE COVERING HAS NOT BEEN BREACHED

3. CONSTRUCTION:

- 3.1 WIND COILS EVENLY SPACED (NOTE POLARITY)
- 3.2 REMOVE INSULATION AND TIN LEADS APPROX FLUSH WITH THE COIL AS SHOWN (I.E. COIL MUST REST FLAT ON PCB)
- 3.3 WRAP OUTSIDE WITH TAPE AS SHOWN (5/16")
- 3.4 MARK PART WITH DRAWING NO. AND REVISION USING A PERMANENT METHOD



NOTE: CERTIFICATION OF MATERIAL COMPLIANCE REQUIRED. COMPLETED ASSEMBLY MUST BE (RoHS) COMPLIANT PER VICOR SPEC CST-0001.

		UNLESS OTHERWISE SPECIFIED DIMENSIONS ARE IN INCHES TOLERANCES ARE: FRACTIONS    DECIMALS    ANGLES ± ---    .XX ± .05    ± 3° .XXX ± .020	CONTRACT NO.		WESTCOR a division of VICOR Corp.
		MATERIAL	APPROVALS	DATE	
---	SEE MIS	SEE NOTES	DRAWN	MEJTURRALDE	10/27/95
NEXT ASSY	USED ON	FINISH	CHECKED	---	---
APPLICATION		DO NOT SCALE DRAWING	APPROVED	R.B. DRABING	1/15/98
			DESIGNED	R.CABALLERO	11/19/96
			SIZE	B	CAGE CODE
			DWG NO.	36-00037	
			SCALE	NONE	FILENAME: 36-00037
			SHEET	1 OF 1	

## X-ON Electronics

Largest Supplier of Electrical and Electronic Components

*Click to view similar products for [Common Mode Chokes / Filters](#) category:*

*Click to view products by [Vicor](#) manufacturer:*

Other Similar products are found below :

[74279408](#) [PE-62911NL](#) [PE-64683](#) [ST6118T-R](#) [T8114NLT](#) [RD5122-10-6M0](#) [TCM0806G-350-2P-T](#) [TCM0806G-650-2P-T](#) [IND-0110](#)  
[UAL21V07012500](#) [UALSC023000000](#) [UALSC1520JH000](#) [UALSU16VD40010](#) [UALSU9H0305000](#) [UALSU9HF060300](#)  
[UALSU9VD070100](#) [36-00037](#) [5701610000](#) [UALW21HS072450](#) [UALSU9VD070400](#) [UALSU9HF050500](#) [UALSU9H0208000](#)  
[UALSCF25081300](#) [UAL24VK06450CH](#) [PLT10HH501100PNB](#) [PLT10HH401100PNB](#) [PLT10HH1026R0PNB](#) [PE-67531](#) [EXC-X4CH120X](#)  
[TLH10UB](#) [113 0R5](#) [2752041447](#) [2752045447](#) [CMS3-11-R](#) [7351V](#) [CMF16-153131](#) [744252510](#) [T8116NLT](#) [FE2X10-4-2NL](#) [744253200](#)  
[744253101](#) [744252220](#) [TX8111NLT](#) [UAL30VR3500470](#) [CTX01-19077-R](#) [T8003NLT](#) [CTX01-13663](#) [CTX66-19521-R](#) [7446630047](#)  
[RC212-0.25-47M](#) [RC112-0.4-15M](#)