

# Current Share Boards



<b>Contents</b>	<b>Page</b>
<a href="#">Current Sharing</a>	1
<a href="#">Requirements</a>	2
<a href="#">Box-to-Box Current Sharing</a>	2
<a href="#">Specifications</a>	2

## Current Sharing

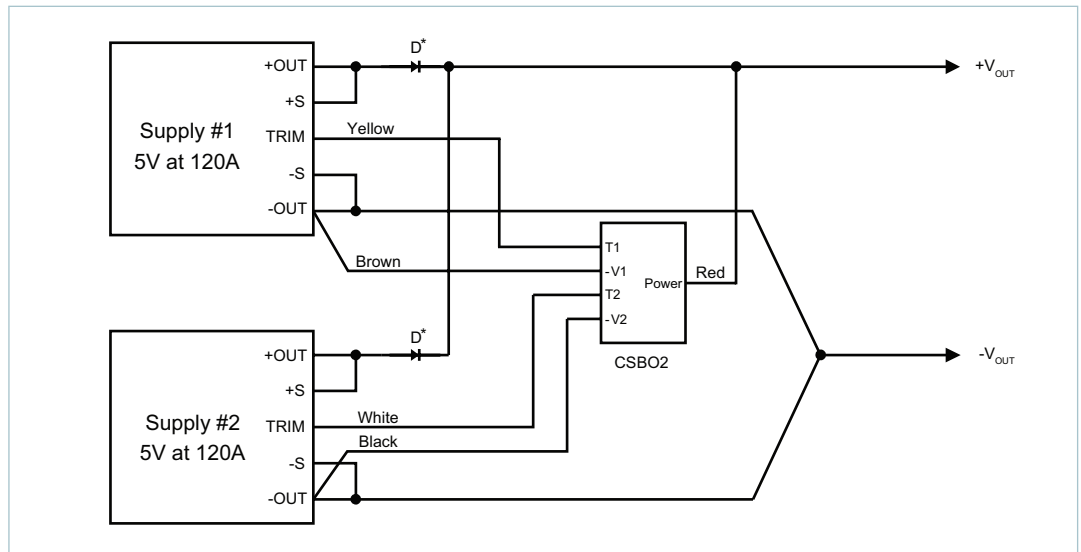
“Current sharing” also known as Load Sharing, is the ability to divide the output current evenly across all active power supplies. This greatly reduces stresses on each power supply and allows them to run cooler resulting in higher reliability. Standard “current sharing” techniques typically utilize shunt resistors or Hall Effect devices to measure the current from each power supply. Power shunt resistors continually dissipate power and require cooling especially when dealing with high output currents of >100 Amps. Hall Effect devices measure magnetic fields generated by current flowing through a conductor and, although they dissipate no power, they tend to be large and expensive.

First developed by Westcor Engineering for paralleling MegaPAC supplies, the Box-to-Box Current Share Board or CSB allows two or more Vicor power supplies to current share by utilizing the inherent voltage drop produced in the negative output return cable. This eliminates the need for additional shunt resistors or expensive Hall Effect devices and provides a simple 5 wire connection method to achieve a  $\pm 1\text{mV}$  accuracy between the Negative Output power rails. This accuracy translates to a 1% current sharing if there is a total of 100mV conduction voltage drop in the negative return path.

Constructed as a current source to drive the Trim pin of a Vicor module, the design uses an accurate comparator circuit to monitor the power returns. In addition, the circuit is unidirectional and can only trim an output voltage up. The benefit is that only the supply that is supporting less current is adjusted up. This action balances the currents to the load by matching the output voltages of the supplies. In the case of one supply failing, the circuit will attempt to trim the failed supply only. This will leave the remaining functional supply alone to provide power to the load at its nominal voltage. Thus the circuit also offers simple redundancy. In addition, because CSB functions as a current source, the Trim outputs (T1 and T2) of the CSB can be placed in parallel to create a summing node. This allows current sharing between more than two supplies by paralleling the T2 output of one CSB circuit with the T1 output of the next CSB.

**Please note:** The CSB is not intended for use in Hotswap Applications.

**Figure 1**  
CSB Interconnect Example

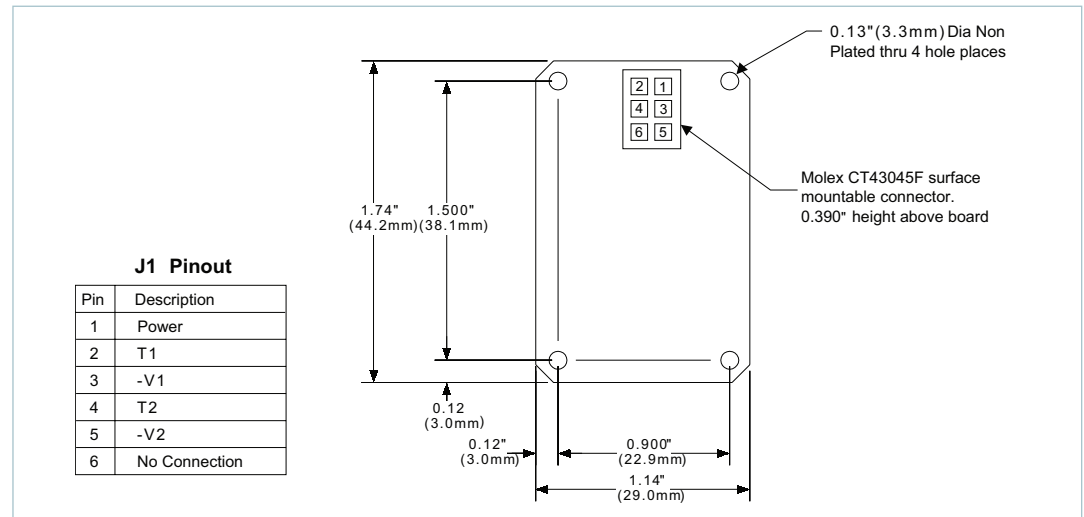


## Requirements

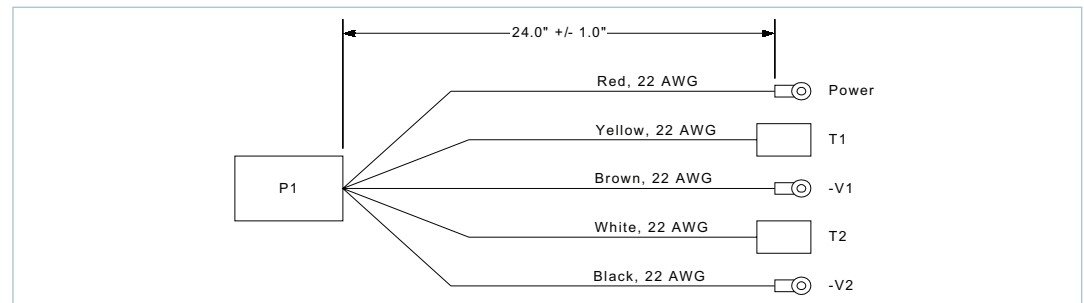
1. For proper operation, the power supplies being paralleled should be enabled at the same time.
2. –OUT conductors must be of equal length and wire gauge. Separate –OUT conductors must be used from each supply to the load, or the use of a “Y” connection to a common point must be used as shown in Figure 1. Each leg of the “Y” must have a minimum of a few millivolts of drop in order for proper operation. 50mV to 100mV of drop will provide from 5% to 1% accuracy.
3. –V1 and –V2 for all Box-to-Box circuits must be connected directly at the negative output power studs or terminals to achieve accurate current sharing.
4. D\* can be added if redundancy is needed. If redundancy is not required, D\* can be replaced with direct wire connections.
5. When using D\*, the Power input should be connected on the cathode side of the paralleling diodes as shown above.
6. Terminate Sense Leads either locally or remotely as shown in Figure 1.
7. For paralleling more than 2 supplies consult factory for assistance.

## Box-to-Box Current Sharing

**Figure 2**  
Mechanical Drawing



**Figure 3**  
Cable Drawing



## Specifications

1. Power: 2-50V<sub>DC</sub> at 5mA maximum
2. Accuracy: ±1mV between –V<sub>OUT</sub> connections
3. Output current when not trimming up: ±1µA (VI-200/J00), ±5µA (2nd Generation)
4. Use four non-plated through holes with standoffs for mounting
5. CSB01 MUST be used for current sharing VI-200/J00 series converters.
6. CSB02 MUST be used for current sharing 2nd Generation converters.

Please note: The CSB is NOT intended for Hotswap Applications  
Contact your regional Applications Engineer at: Contact Us: <http://www.vicorpower.com/contact-us> for additional information.

---

## Limitation of Warranties

Information in this document is believed to be accurate and reliable. HOWEVER, THIS INFORMATION IS PROVIDED "AS IS" AND WITHOUT ANY WARRANTIES, EXPRESSED OR IMPLIED, AS TO THE ACCURACY OR COMPLETENESS OF SUCH INFORMATION. VICOR SHALL HAVE NO LIABILITY FOR THE CONSEQUENCES OF USE OF SUCH INFORMATION. IN NO EVENT SHALL VICOR BE LIABLE FOR ANY INDIRECT, INCIDENTAL, PUNITIVE, SPECIAL OR CONSEQUENTIAL DAMAGES (INCLUDING, WITHOUT LIMITATION, LOST PROFITS OR SAVINGS, BUSINESS INTERRUPTION, COSTS RELATED TO THE REMOVAL OR REPLACEMENT OF ANY PRODUCTS OR REWORK CHARGES).

Vicor reserves the right to make changes to information published in this document, at any time and without notice. You should verify that this document and information is current. This document supersedes and replaces all prior versions of this publication.

All guidance and content herein are for illustrative purposes only. Vicor makes no representation or warranty that the products and/or services described herein will be suitable for the specified use without further testing or modification. You are responsible for the design and operation of your applications and products using Vicor products, and Vicor accepts no liability for any assistance with applications or customer product design. It is your sole responsibility to determine whether the Vicor product is suitable and fit for your applications and products, and to implement adequate design, testing and operating safeguards for your planned application(s) and use(s).

VICOR PRODUCTS ARE NOT DESIGNED, AUTHORIZED OR WARRANTED FOR USE IN LIFE SUPPORT, LIFE-CRITICAL OR SAFETY-CRITICAL SYSTEMS OR EQUIPMENT. VICOR PRODUCTS ARE NOT CERTIFIED TO MEET ISO 13485 FOR USE IN MEDICAL EQUIPMENT NOR ISO/TS16949 FOR USE IN AUTOMOTIVE APPLICATIONS OR OTHER SIMILAR MEDICAL AND AUTOMOTIVE STANDARDS. VICOR DISCLAIMS ANY AND ALL LIABILITY FOR INCLUSION AND/OR USE OF VICOR PRODUCTS IN SUCH EQUIPMENT OR APPLICATIONS AND THEREFORE SUCH INCLUSION AND/OR USE IS AT YOUR OWN RISK.

## Terms of Sale

The purchase and sale of Vicor products is subject to the Vicor Corporation Terms and Conditions of Sale which are available at: (<http://www.vicorpower.com/termsconditionswarranty>)

## Export Control

This document as well as the item(s) described herein may be subject to export control regulations. Export may require a prior authorization from U.S. export authorities.

Contact Us: <http://www.vicorpower.com/contact-us>

### Vicor Corporation

25 Frontage Road  
Andover, MA, USA 01810  
Tel: 800-735-6200  
Fax: 978-475-6715  
[www.vicorpower.com](http://www.vicorpower.com)

### email

Customer Service: [custserv@vicorpower.com](mailto:custserv@vicorpower.com)  
Technical Support: [apps@vicorpower.com](mailto:apps@vicorpower.com)

## X-ON Electronics

Largest Supplier of Electrical and Electronic Components

*Click to view similar products for [Power Conditioning](#) category:*

*Click to view products by [Vicor](#) manufacturer:*

Other Similar products are found below :

[63236258](#) [STFE100-24L](#) [A2D130HW](#) [STFE050-24L](#) [STFE030-24L](#) [Thyro-S 1S 400-100 H3](#) [Thyro-AX 3A 600-100 HF RLP2](#) [2000000405](#)  
[CSB-02](#) [Thyro-PX 2PX 500-280 HF](#) [2000190002](#) [Thyro-A 2A 500-30 HRL3](#) [Thyro-S 1S 230-100 HRLP3](#) [Thyro-A 1A 230-170 HRL3](#)  
[Thyro-A 1A 230-100 HRL3](#) [Thyro-S 1S 500-60 HRLP3](#) [Thyro-S 1S 230-60 HRLP3](#) [Thyro-S 1S 500-30 HRLP3](#) [Thyro-A 1A 230-45 HRLP3](#)  
[C09](#) [Thyro-A 2A 400-60 H3](#) [Thyro-A 2A 400-30 H3](#) [3C33991FT0CG](#) [DBUF20-24](#) [DBUF40-24](#) [STFE10010N](#) [STV100K10Y](#) [LC1200](#)  
[STFE030-10N](#) [STFE200-24L](#) [STFE050-10N](#) [PDA-SURGE](#) [Thyro-A 1A 230-30 HRL3](#) [Thyro-A 2A 500-100 HRL3](#) [63-23-210-C8](#)  
[23-23-210-8](#) [23-23-220-8](#) [23-23-230-8](#) [63-23-175-8](#) [63-23-220-8](#) [23-13-030-2](#) [23-13-060-2](#) [23-22-112-2](#) [23-23-125-8](#) [23-23-150-8](#)  
[63-13-125-6](#) [63-23-112-4](#) [63-23-150-8](#) [63-23-650-8](#) [STV25K-10S](#) [LC2400](#)