



Features:



- 3W Small Compact Size
- Single Output - Regulated
- Output Range: 3.3V - 48VDC
- Input: 90 - 265VAC , 47 - 63Hz (100 - 370VDC)
- Low Standby Power <0.15W
- Low Ripple & Noise
- Encapsulated Design
- Fully Isolated Pri - Sec >4200Vrms
- Insulation: Class II
- Materials: UL94-V0
- Safety: EN61558, EN60950, CE, UL

Part Number	Power Rating Watts	Output Voltage (VDC)	Output Current (mA)	Ambient Temp. (°C)	Efficiency Typical	Input Range
VTX-214-003-103	3	3.3	909	70	>70%	90 - 265VAC (100 - 370VDC)
VTX-214-003-105	3	5	600			
VTX-214-003-106	3	6	500			
VTX-214-003-107	3	7.5	400			
VTX-214-003-108	3	8	375			
VTX-214-003-109	3	9	333			
VTX-214-003-110	3	10	300			
VTX-214-003-112	3	12	250			
VTX-214-003-115	3	15	200			
VTX-214-003-118	3	18	166			
VTX-214-003-124	3	24	125			
VTX-214-003-148	3	48	63			

Note: Other output voltages are available upon request.

Optional Universal PCB mounting kit.

Part Number:
VTX-214-PCB1



Please contact Vigortronix for any enquiries. Products can be altered to suit custom requirements.
The information contained in this document is subject to change without notice.

Vigortronix, 16 De Havilland Way, Witney, Oxfordshire, OX29 0YG, UK

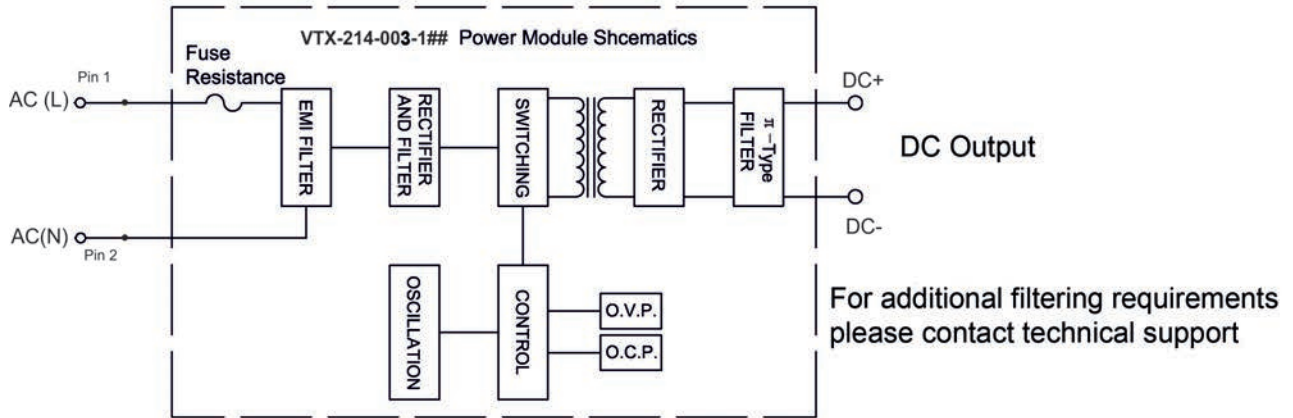
Tel. +44 (0)1993 777570 Fax. +44 (0)1993 777580 Web. www.vigortronix.com E-mail: sales@vigortronix.com

Vigortronix is a trading name of Vigortronix (UK) Limited

Model: 3 Watt		Specification
INPUT Pin 1: L Pin 2: N	Rated Input Voltage	100 - 240V 50/60Hz
	Voltage Range	90 - 264VAC / 47 - 63Hz (120VDC - 370VDC)
	Current	100mA Max (100VAC) / 70mA Max (240VAC)
	Inrush Current	15A Max (100VAC) / 25A Max (240VAC)
	No Load power	0.15W Max
	Leakage Current	0.3 mA Max
OUTPUT Pin 3: DC+ Pin 4: DC-	Voltage Accuracy	5%
	Ripple	<100mV Max (Vp-p)
	Noise	<1% Vout Max (Vp-p)
	Efficiency	>70%
	Minimum Load	0
Protection	Over Power	Hiccup mode
	Over Voltage	Hiccup mode
	Short Circuit Protection	Hiccup mode
Dielectric Isolation	Input to Output	4200Vrms, 5mA 1 Min
Environment	Operating Temperature	-25°C - +70°C (Full Load)
	Storage Temperature	-40°C - +105°C
	MTBF	>300,000Hrs @ 25°C (MIL-HDBK-217F)
	Weight	30g
Safety	Agency Approval	EN60950-1, EN61558-1, EN61558-2-6, EN61558-2-17 UL Certified
EMC	EMI	Compliance with EN55022 Class B
	EMS	Compliance with EN55024, EN55014-1, EN55014-2, EN61000-3-2 Class A, EN61000-3-3

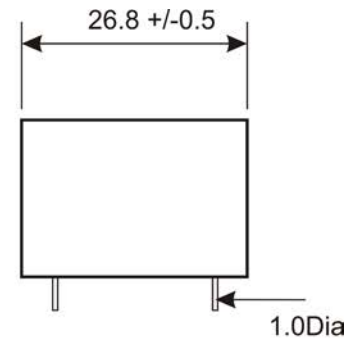
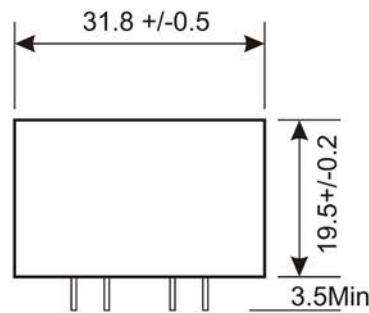
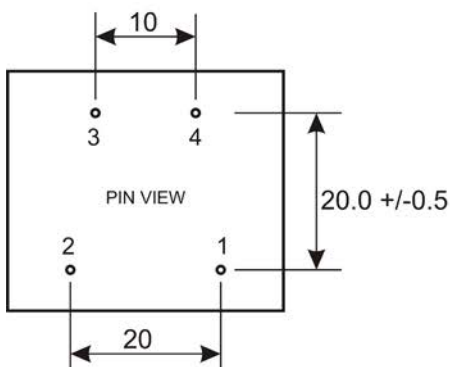
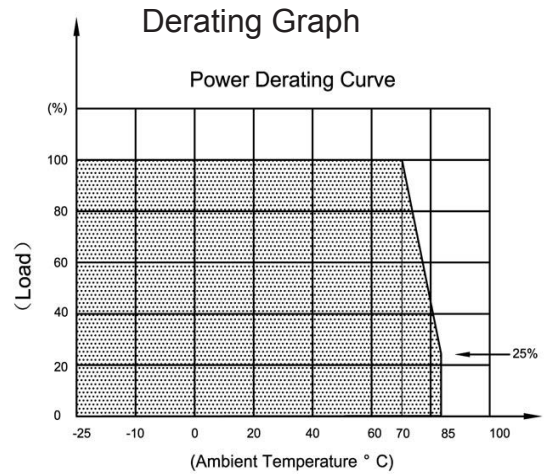
Please contact Vigortronix for any enquiries. Products can be altered to suit custom requirements.
 The information contained in this document is subject to change without notice.

Recommended Application Schematic for EMC



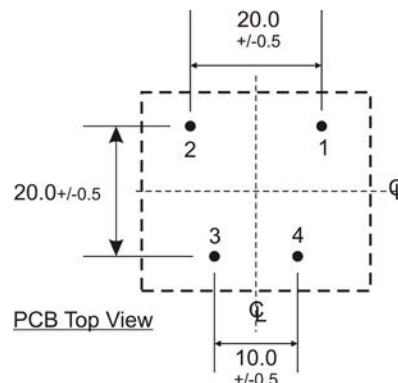
Notes:

If Surge protection is required it is recommended to fit a Varistor, similar to 14D431K



Unit weight: 30g

PCB Layout



Recommended PCB Hole size: 1.5mm Dia.

Pins 1&2: AC/DC Input
Pin 3: Output DC +V
Pin 4: Output DC 0V

Please contact Vigortronix for any enquiries. Products can be altered to suit custom requirements. The information contained in this document is subject to change without notice.

Vigortronix, 16 De Havilland Way, Witney, Oxfordshire, OX29 0YG, UK

Tel. +44 (0)1993 777570 Fax. +44 (0)1993 777580 Web. www.vigortronix.com E-mail: sales@vigortronix.com

Vigortronix is a trading name of Vigortronix (UK) Limited

X-ON Electronics

Largest Supplier of Electrical and Electronic Components

Click to view similar products for [vigortronix](#) manufacturer:

Other Similar products are found below :

[VTX-214-001-106](#) [VTX-214-010-209](#) [VTX-214-010-212](#) [VTX-214-005-0524](#) [VTX-214-001-305](#) [VTX-146-015-225](#) [VTX-146-100-212](#)
[VTX-146-120-218](#) [VTX-214-006-106](#) [VTX-214-001-124](#) [VTX-214-003-306](#) [VTX-214-0005-107](#) [VTX-121-3023-218](#) [VTX-146-060-215](#)
[VTX-146-100-224](#) [VTX-146-625-225](#) [VTX-214-020-124](#) [VTX-146-100-218](#) [VTX-146-300-230](#) [VTX-101-003](#) [VTX-214-005-0312](#) [VTX-](#)
[214-001-306](#) [VTX-214-001-318](#) [VTX-214-001-324](#) [VTX-214-003-315](#) [VTX-102-000](#) [VTX-214-001-312](#) [VTX-121-3015-412](#) [VTX-120-](#)
[5412-406](#) [VTX-214-005-015](#) [VTX-214-003-109](#) [VTX-131-001](#) [VTX-214-002-305](#) [VTX-146-500-240](#) [VTX-146-160-230](#) [VTX-146-500-230](#)
[VTX-214-005-424](#) [VTX-121-3023-418](#) [VTX-214-002-118](#) [VTX-214-001-309](#) [VTX-146-050-218](#) [VTX-214-003-106](#) [VTX-120-006-509](#)
[VTX-214-005-0324](#) [VTX-214-002-312](#) [VTX-214-001-312X](#) [VTX-214-010-206](#) [VTX-214-002-107](#) [VTX-214-002-106](#) [VTX-214-001-303](#)