

Data Sheet

Customer:

Product: Metal Film Precision Resistor-CSR Series

Size: 0204/ 0207

Issued Date: 01-Jun-17

Edition: REV.C4



VIKING TECH CORPORATION
光韻科技股份有限公司
No.70 Guangfu N. Rd., Hukou
Township, Hsinchu County 303,
Taiwan

TEL:886-3-5972931
FAX:886-3-5972935•886-3-5973494
E-mail:sales@viking.com.tw

VIKING TECH CORPORATION KAOHSIUNG BRANCH
光韻科技股份有限公司高雄分公司
No.248-3, Sin-Sheng Rd., Cian-Jhen Dist., Kaohsiung,
806, Taiwan

TEL:886-7-8217999
FAX:886-7-8228229
E-mail:sales@viking.com.tw

WUXI TMTEC CO., LTD.
無錫泰銘電子有限公司
No.22 Xixia Road, Machinery & Industry Park,
National Hi-Tech Industrial Development Zone
of Wuxi, Wuxi, Jiangsu Province, China
Zip Code:214028
TEL:86-510-85203339
FAX:86-510-85203667•86-510-85203977
E-mail:china@viking.com.tw

| Produced by (QC) | Checked (QC) | Approved by (QC) | Prepared by (Sales) | Accepted by (Customer) |
|---------------------|-----------------|---------------------|------------------------|---------------------------|
| 01-Jun-17 | 01-Jun-17 | 01-Jun-17 | 01-Jun-17 | |
| Susan Huang | J.C. Liu | J.C. Liu | | |

Metal Film Precision Resistor
Metal Film Precision Resistor



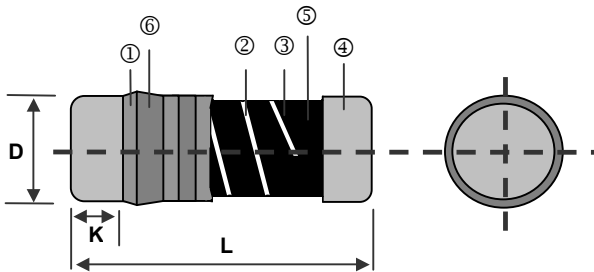
■Features

- Excellent overall stability
- Tight tolerance down to $\pm 0.1\%$
- Extremely low TCR down to ± 10 PPM/ $^{\circ}\text{C}$
- High power rating up to 1 Watts

■Applications

- Telecommunication
- Medical Equipment
- Measurement/Testing Equipment

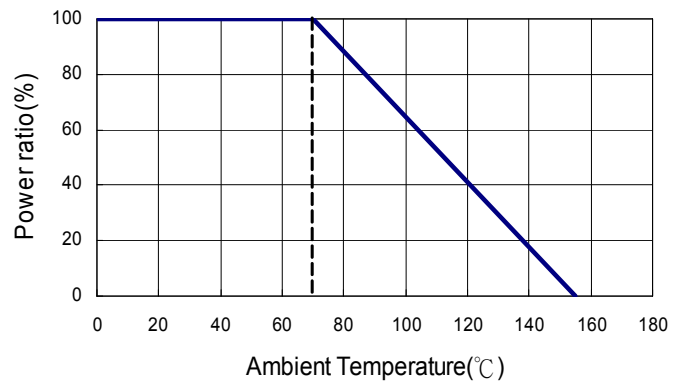
■Construction & Dimension



| | |
|----------------------|------------------|
| ① Insulation Coating | ④ Electrode Cap |
| ② Trimming Line | ⑤ Resistor Layer |
| ③ Ceramic Rod | ⑥ Marking |

| Type | L (mm) | ΦD (mm) | K (mm) | Weight 1,000EA (g) |
|---------|-----------------|-----------------|---------------|--------------------|
| CSR0204 | 3.50 \pm 0.20 | 1.40 \pm 0.15 | 0.8 \pm 0.1 | 18.7 |
| CSR0207 | 5.90 \pm 0.20 | 2.20 \pm 0.20 | 1.3 \pm 0.1 | 80.9 |

■Derating Curve

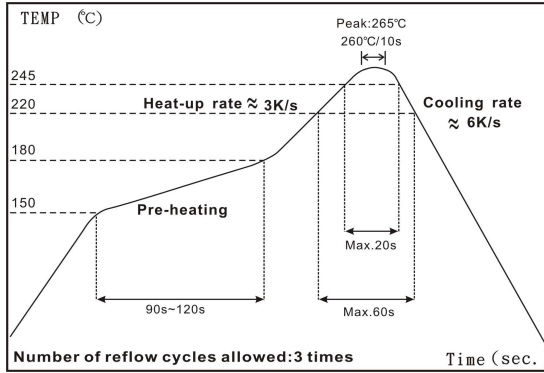


■Part Numbering

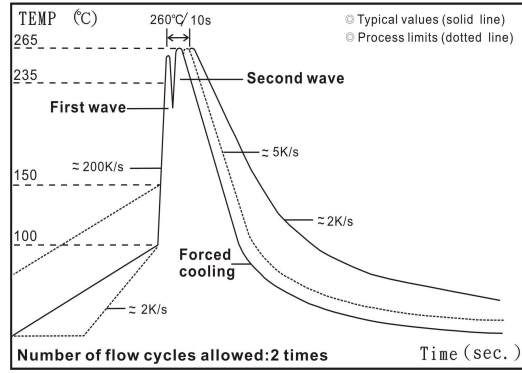
| CSR | 0204 | D | T | D | V | 1000 |
|--------------|----------------------------------|---|----------------|--|--|--|
| Product Type | Dimensions (L \times Φ D) | Resistance Tolerance | Packaging Code | TCR (PPM/ $^{\circ}\text{C}$) | Power Rating | Resistance |
| | 0204: 3.5x1.4 0207: 5.9x2.2 | B: $\pm 0.1\%$ C: $\pm 0.25\%$ D: $\pm 0.5\%$ F: $\pm 1\%$ J: $\pm 5\%$ | T: Taping Reel | B: ± 10 N: ± 15 C: ± 25 D: ± 50 E: ± 100 - : No Specified | T: 1W U: 1/2W V: 1/4W G: 2/5W | 0010: 1 Ω 0100: 10 Ω 1000: 100 Ω 2201: 2200 Ω 1001: 1K Ω 1004: 1M Ω R0R0: 0 Ω R050: 0.05 Ω R100: 0.1 Ω 22R1: 22.1 Ω |

** Letter "R" is a decimal point.

■ Soldering Condition



IR Reflow Soldering



Wave Soldering (Flow Soldering)

- (1) Time of IR reflow soldering at maximum temperature point 260°C : 10s
- (2) Time of wave soldering at maximum temperature point 260°C : 10s
- (3) Time of soldering iron at maximum temperature point 410°C : 5s

■ Standard Electrical Specifications

| Item Type | Power Rating at 70°C | Operating Temp. Range | Max. Operating Voltage | Max. Overload Voltage | Resistance Range | | | | | TCR (PPM/°C) |
|--------------|----------------------|-----------------------|------------------------|-----------------------|------------------|--------|-----------|-------------|-----|--------------|
| | | | | | ±0.1% | ±0.25% | ±0.5% | ±1% | ±5% | |
| 0204 | 1/4W Jumper:2A | -55 ~ +155°C | 200V | 400V | 10Ω-20KΩ | | | | | ±10 |
| | | | | | 10Ω-300KΩ | | | | | ±15 |
| | | | | | 10Ω-1MΩ | | | 4.02Ω-4.7MΩ | | ±25 |
| | | | | | 10Ω-1MΩ | 1Ω-1MΩ | 0.2Ω-10MΩ | | ±50 | |
| | | | | | - | | | 0.1Ω-10MΩ | | ±100 |
| 0Ω(<15mΩ) | | | | | - | | | | | |
| 0207 | 1/2W Jumper:4A | -55 ~ +155°C | 300V | 600V | 10Ω-20KΩ | | | | | ±10 |
| | | | | | 10Ω-300KΩ | | | | | ±15 |
| | | | | | 10Ω-1MΩ | | | 4.02Ω-4.7MΩ | | ±25 |
| | | | | | 10Ω-1MΩ | 1Ω-1MΩ | 0.2Ω-10MΩ | | ±50 | |
| | | | | | - | | | 0.1Ω-10MΩ | | ±100 |
| 0Ω(<15mΩ) | | | | | - | | | | | |

■ High Power Rating Electrical Specifications

| Item Type | Power Rating at 70°C | Operating Temp. Range | Max. Operating Voltage | Max. Overload Voltage | Resistance Range | | | | | TCR (PPM/°C) |
|--------------|----------------------|-----------------------|------------------------|-----------------------|------------------|--------|-----------|-----------|-----|--------------|
| | | | | | ±0.1% | ±0.25% | ±0.5% | ±1% | ±5% | |
| 0204 | 2/5W | -55 ~ +155°C | 200V | 400V | 10Ω-100KΩ | | | | | ±15 |
| | | | | | 10Ω-1MΩ | | | 4.02Ω-1MΩ | | ±25 |
| | | | | | 10Ω-1MΩ | 1Ω-1MΩ | 0.2Ω-1MΩ | | ±50 | |
| | | | | | - | | | 0.1Ω-1MΩ | | ±100 |
| 0207 | 1W | -55 ~ +155°C | 350V | 700V | 10Ω-100KΩ | | | | | ±15 |
| | | | | | 10Ω-1MΩ | | | 4.02Ω-1MΩ | | ±25 |
| | | | | | 10Ω-1MΩ | 1Ω-1MΩ | 0.2Ω-10MΩ | | ±50 | |
| | | | | | - | | | 0.1Ω-10MΩ | | ±100 |

Operating Voltage= $\sqrt{P \cdot R}$ or Max. Operating Voltage listed above, whichever is lower.

Overload Voltage= $2.5 \cdot \sqrt{P \cdot R}$ or Max. Overload Voltage listed above, whichever is lower.

■ Viking is capable of manufacturing the optional spec based on customer's requirement.

■ Environmental Characteristics

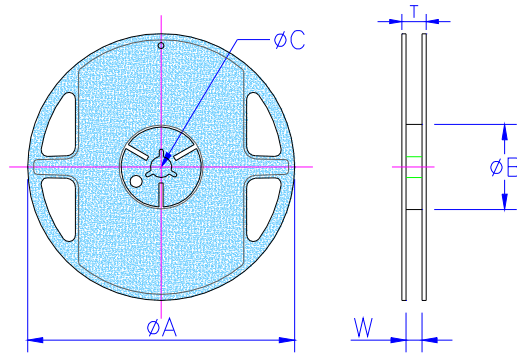
| Item | Requirement | Test Method |
|--|---|--|
| Temperature Coefficient of Resistance (T.C.R.) | As Spec | JIS-C-5201-1 4.8 IEC-60115-1 4.8 -55°C~+125°C, 25°C is the reference temperature |
| Short Time Overload | ±(0.15%+0.05Ω) | JIS-C-5201-1 4.13 IEC-60115-1 4.13 RCWV*2.5 or Max. Overload Voltage whichever is lower for 5 seconds |
| Insulation Resistance | ≥10G | JIS-C-5201-1 4.6 IEC-60115-1 4.6 Max. Overload Voltage for 1 minute |
| Endurance | ±(0.5%+0.05Ω) | JIS-C-5201-1 4.25 IEC-60115-1 4.25.1 70±2°C, RCWV for 1000 hrs with 1.5 hrs "ON" and 0.5 hr "OFF" |
| Damp Heat with Load | ±(1.0%+0.05Ω) | JIS-C-5201-1 4.24 IEC-60115-1 4.24 40±2°C, 90~95% R.H., RCWV for 1000 hrs with 1.5 hrs "ON" and 0.5 hr "OFF" |
| Dry Heat | ±(1.0%+0.05Ω) | JIS-C-5201-1 4.23 IEC-60115-1 4.23.2 at +155°C for 1000 hrs |
| Bending Strength | ±(0.5%+0.05Ω) | JIS-C-5201-1 4.33 IEC-60115-1 4.33 Bending once for 5 seconds with 2mm |
| Solderability | 95% min. coverage | JIS-C-5201-1 4.17 IEC-60115-1 4.17 245±5°C for 3 seconds |
| Resistance to Soldering Heat | ±(0.5%+0.05Ω) | JIS-C-5201-1 4.18 IEC-60115-1 4.18 260±5°C for 10 seconds |
| Voltage Proof | No breakdown or flashover | JIS-C-5201-1 4.7 IEC-60115-1 4.7 1.42 times Max. Operating Voltage for 1 minute |
| Leaching | Individual leaching area ≤5% Total leaching area ≤ 10% | JIS-C-5201-1 4.18 IEC-60068-2-58 8.2.1 260±5°C for 30 seconds |
| Rapid Change of Temperature | ±(0.5%+0.05Ω) | JIS-C-5201-1 4.19 IEC-60115-1 4.19 -55°C to +155°C, 5 cycles |

RCWV(Rated Continuous Working Voltage)=√(P*R) or Max. Operating Voltage whichever is lower.

■ Storage Temperature: 15~28°C; Humidity < 80%RH

Metal Film Precision Resistor

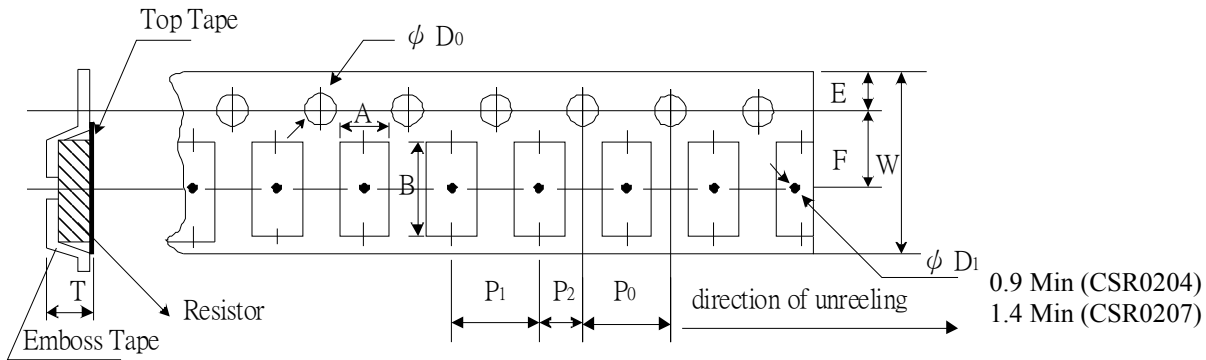
■ Packaging



Packaging Quantity & Reel Specifications

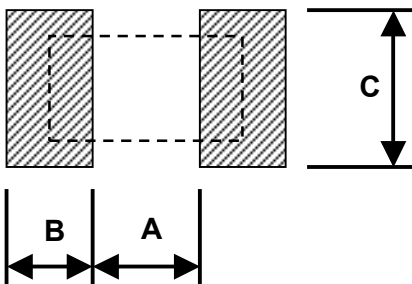
| Type | Reel Diameter | ΦA (mm) | ΦB (mm) | ΦC (mm) | W (mm) | T (mm) | Emboss Plastic Tape (EA) |
|---------|---------------|---------------|---------------|---------------|----------|----------|--------------------------|
| CSR0204 | 7 inch | 178.5±1.5 | 60.0+1.0 | 13.0±0.2 | 9.0±0.5 | 12.5±0.5 | 3,000 |
| CSR0207 | 7 inch | 178.5±1.5 | 60.0+1.0 | 13.0±0.5 | 13.0±0.5 | 15.5±0.5 | 2,000 |

Emboss Plastic Tape Specifications



| Type | A (mm) | B (mm) | W (mm) | E (mm) | F (mm) | P_0 (mm) | P_1 (mm) | P_2 (mm) | ΦD_0 (mm) | T (mm) |
|---------|-----------|-----------|-----------|-----------|-----------|------------|------------|------------|-----------------|-----------|
| CSR0204 | 1.55±0.10 | 3.65±0.10 | 8.0±0.10 | 1.75±0.10 | 3.50±0.05 | 4.00±0.10 | 4.00±0.10 | 2.00±0.05 | 1.50+0.10 | 1.80±0.10 |
| CSR0207 | 2.40±0.10 | 6.15±0.10 | 12.0±0.10 | 1.75±0.10 | 5.50±0.05 | 4.00±0.10 | 4.00±0.10 | 2.00±0.05 | 1.50+0.10 | 2.70±0.10 |

■ Recommend Land Pattern

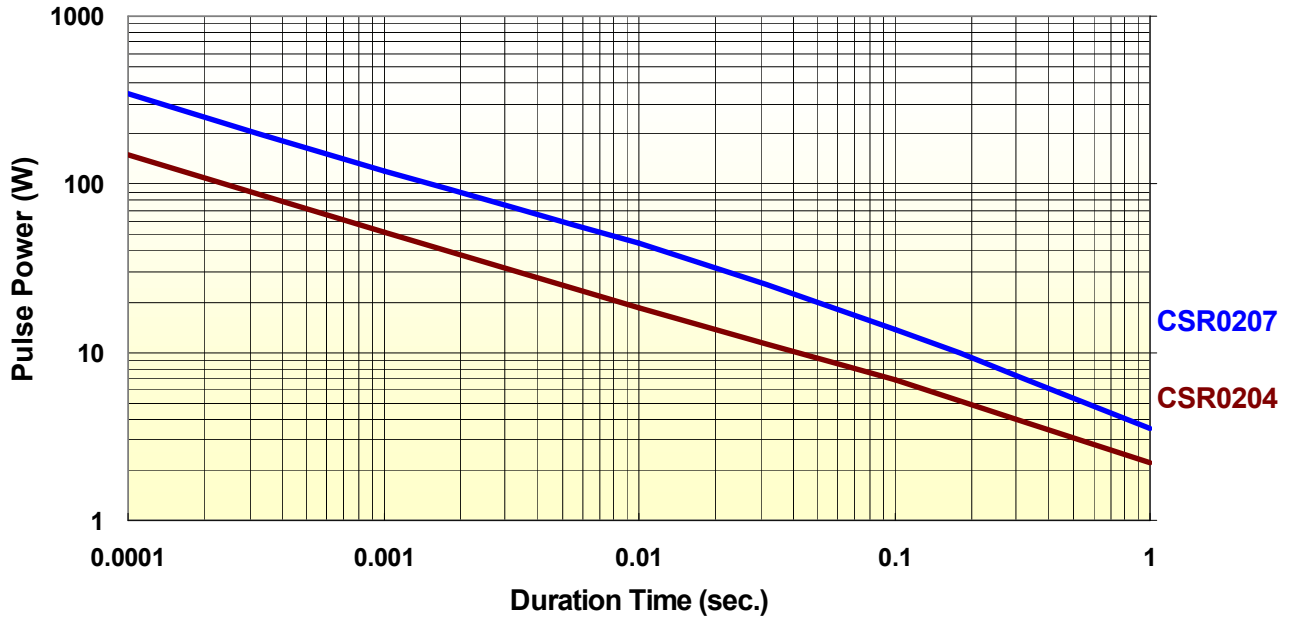


| Type | A (mm) | B (mm) | C (mm) |
|---------|--------|--------|--------|
| CSR0204 | 1.6 | 1.2 | 1.6 |
| CSR0207 | 3.0 | 1.7 | 2.4 |

■ Pulse withstanding capacity

The single impulse graph is the result of 50 impulses of rectangular shape applied at one-minute intervals. The limit of acceptance was a shift in resistance of less than 1% from the initial value. The power applied was subject to the restrictions of the maximum permissible impulse voltage graph shown.

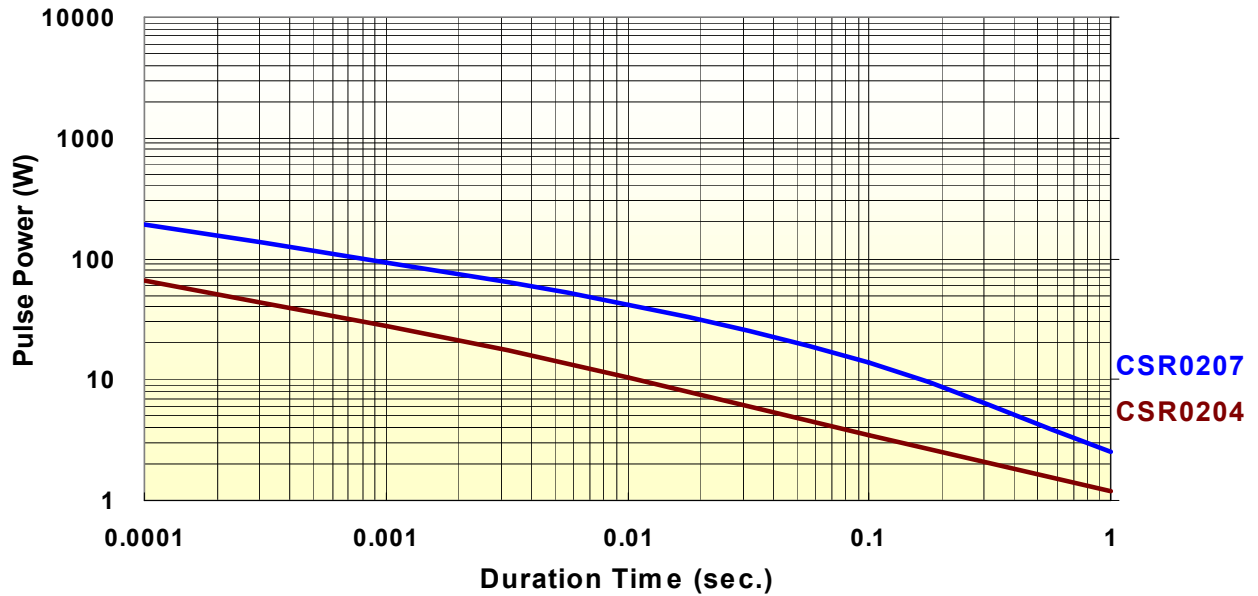
CSR Series Single Pulse(100 Ohm)



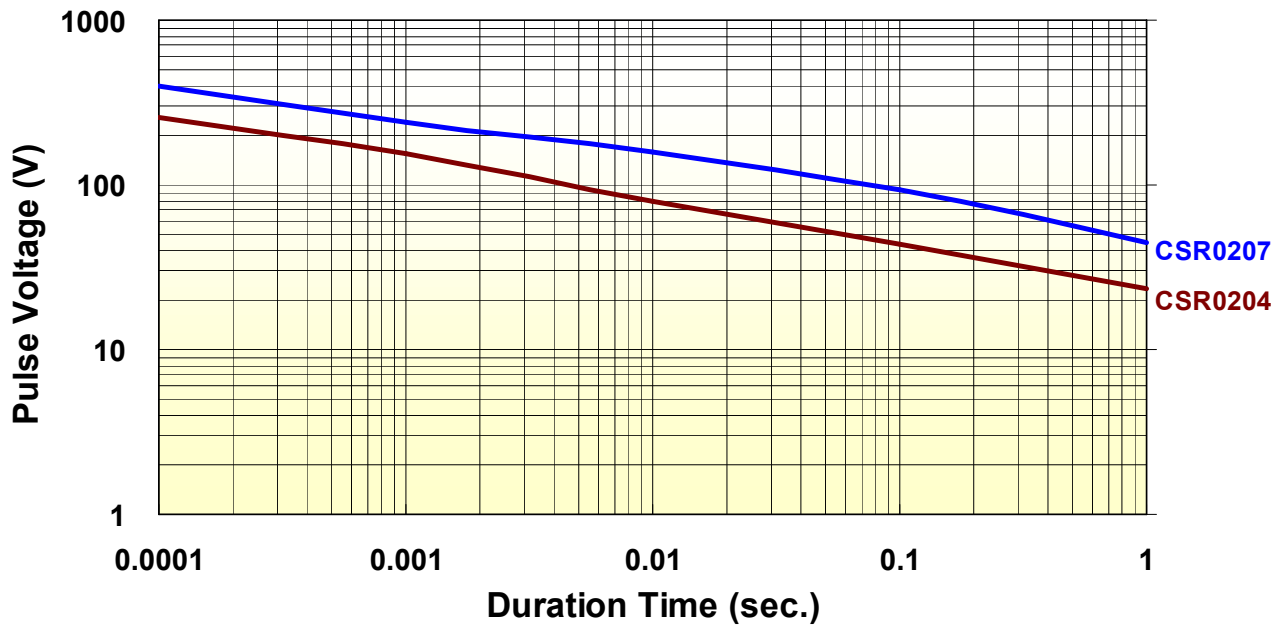
Continuous Pulse

The continuous load graph was obtained by applying repetitive rectangular pulses where the pulse period was adjusted so that the average power dissipated in the resistor was equal to its rated power at 70°C. Again the limit of acceptance was a shift in resistance of less than 1% from the initial value.

CSR Series Continuous Pulse(100 Ohm)



CSR Series Pulse Voltage(100 Ohm)

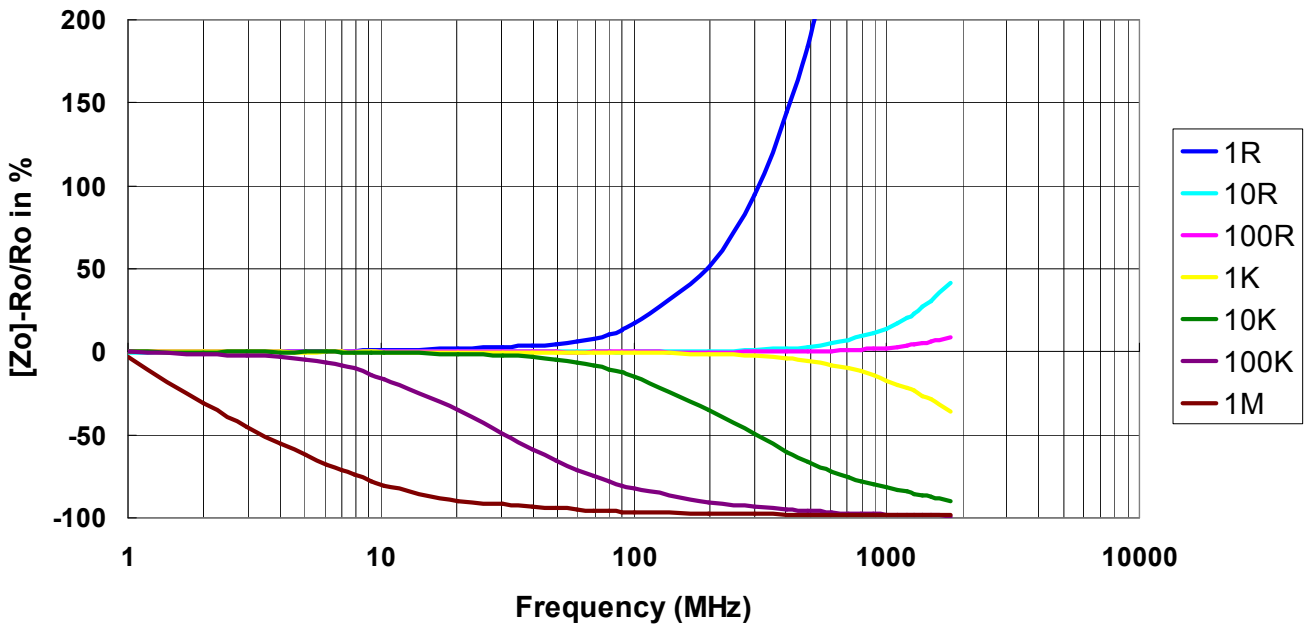


Frequency behavior

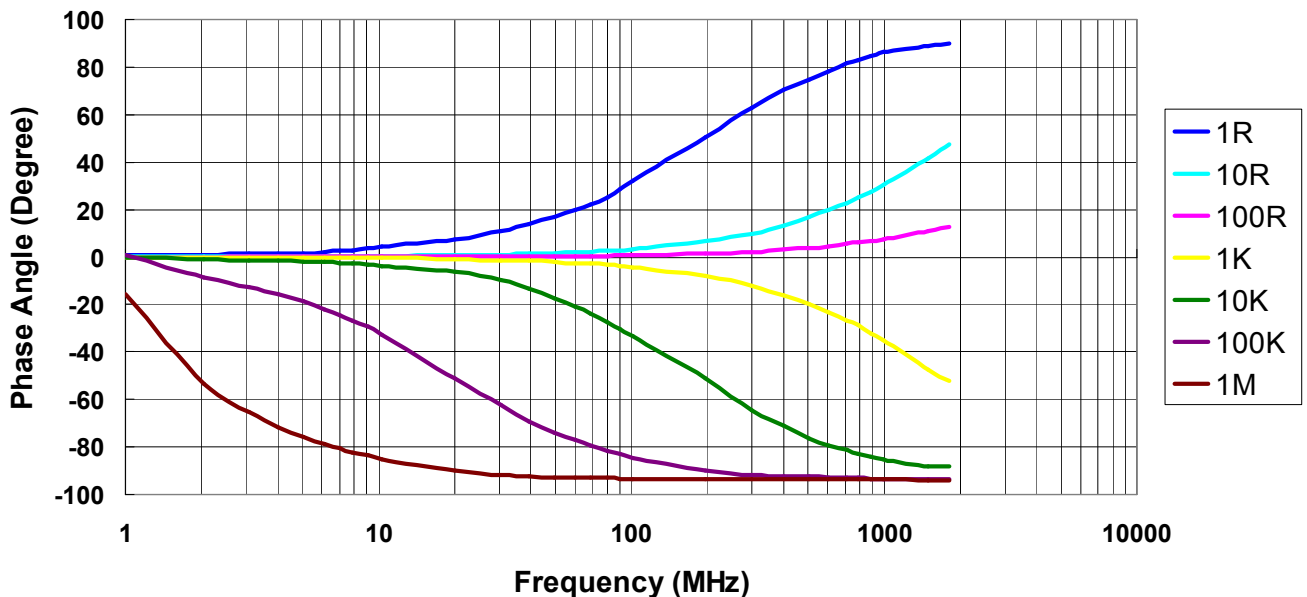
Resistors are designed to function according to ohmic laws. This is basically true of resistors for frequencies up to 100kHz. At higher frequencies, there is an additional contribution to the impedance by an ideal resistor switched in series with a coil and both switched parallel to a capacitor. The values of the capacitance and inductance are mainly determined by the dimensions of the terminations and the conductive path length.

The environment surrounding components has a large influence on the behavior of the component on the printed-circuit board.

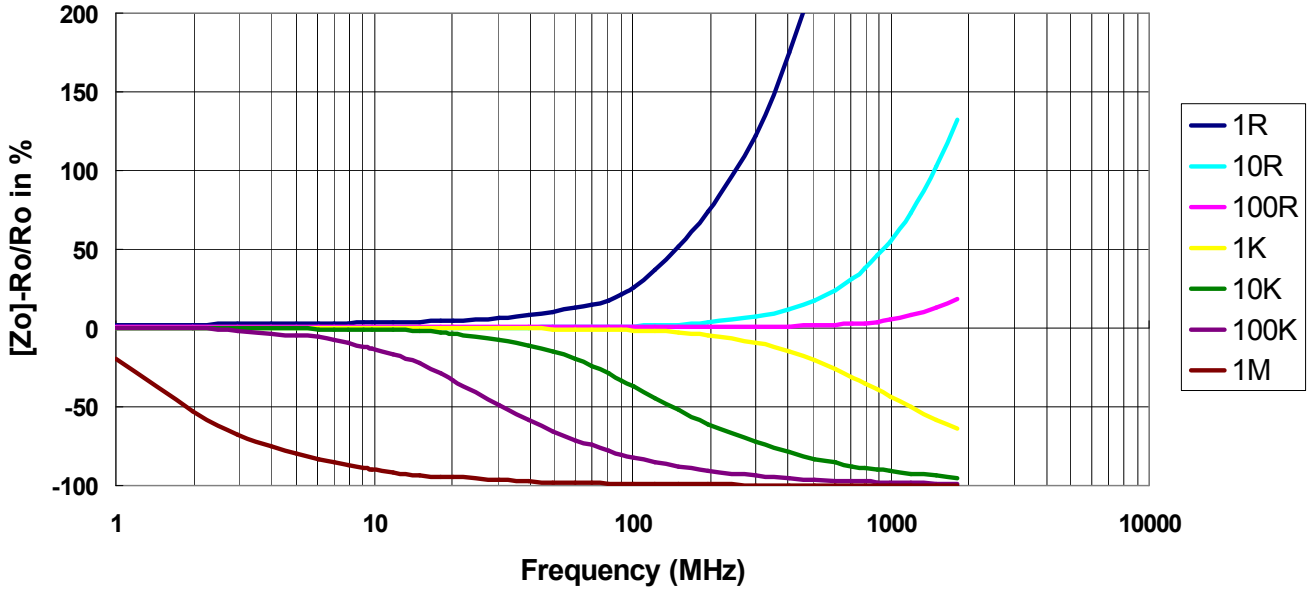
**Frequency vs. Impedance
CSR Series(CSR0204)**



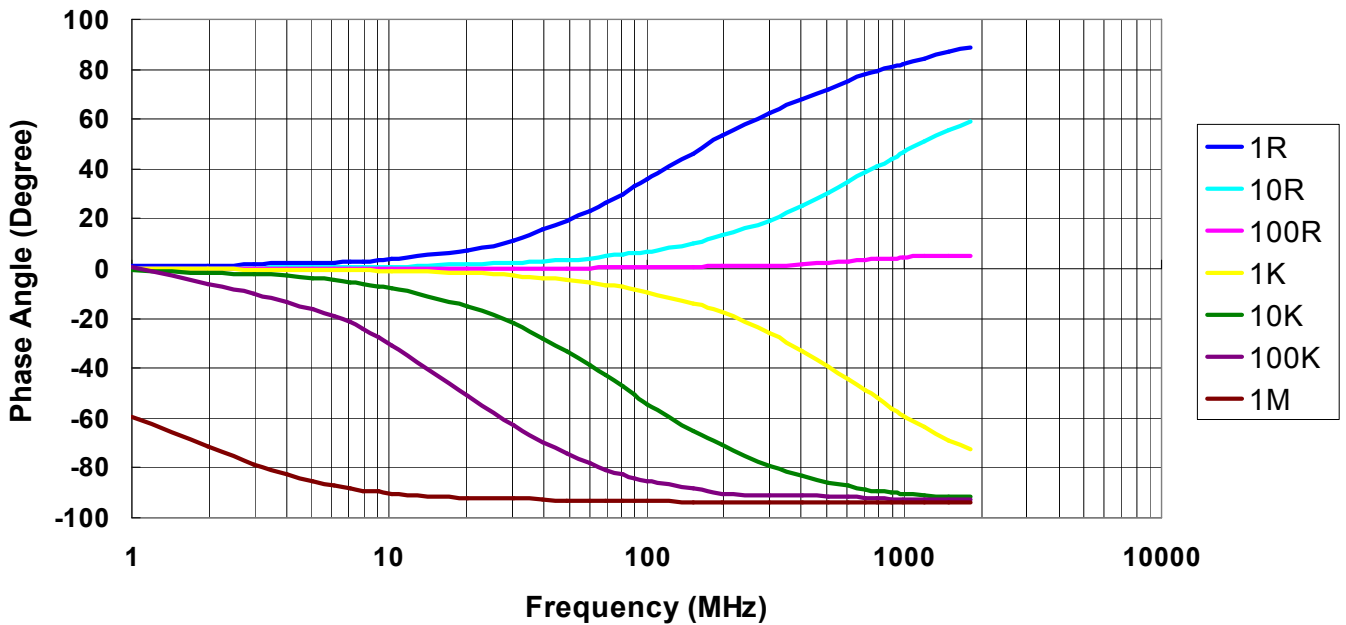
**Frequency vs. Phase Angle
CSR Series(CSR0204)**



Frequency vs. Impedance CSR Series(CSR0207)



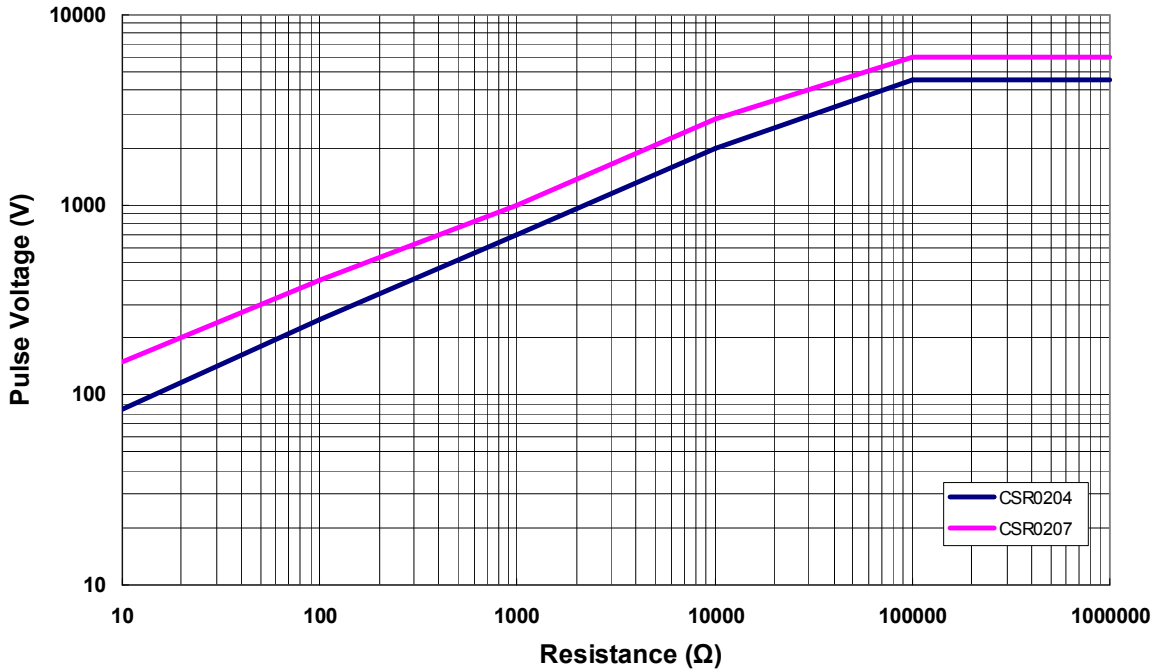
Frequency vs. Phase Angle CSR Series(CSR0207)



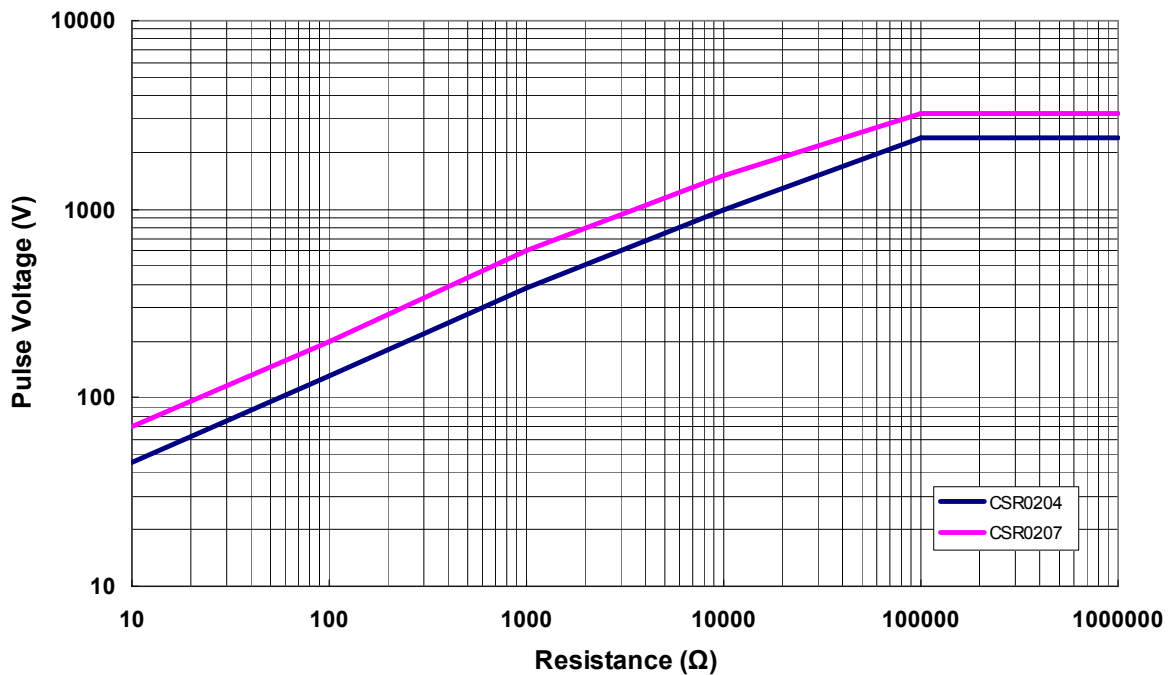
■ Lightning Surge

Resistors are tested in accordance with IEC 60 115-1 using both 1.2/50us and 10/700us pulse shapes. The limit of acceptance is a shift in resistance of less than 0.5% from the initial value.

1.2/50μs Lightning Surge

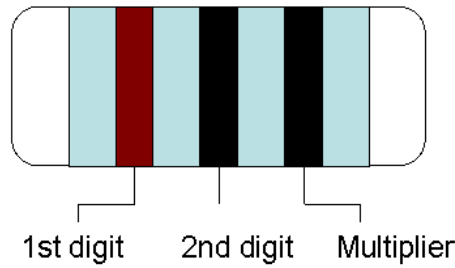


10/700μs Lightning Surge

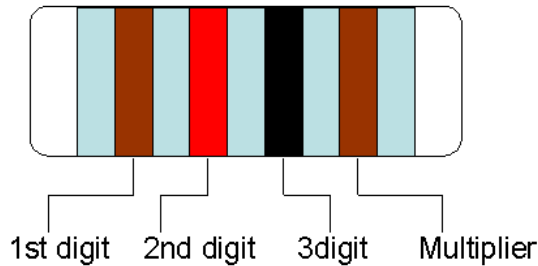


Metal Film Precision Resistor

■ Marking & Resistance Tolerance



| | | | | | | | | | | | | | | | | | | | | | | | | | |
|-----|------|-----|-----|-----|-----|-----|-----|-----|-----|-----|-----|-----|-----|-----|-----|-----|-----|-----|-----|-----|-----|-----|-----|-----|-----|
| ±5% | E-24 | 1.0 | 1.1 | 1.2 | 1.3 | 1.5 | 1.6 | 1.8 | 2.0 | 2.2 | 2.4 | 2.7 | 3.0 | 3.3 | 3.6 | 3.9 | 4.3 | 4.7 | 5.1 | 5.6 | 6.2 | 6.8 | 7.5 | 8.2 | 9.1 |
|-----|------|-----|-----|-----|-----|-----|-----|-----|-----|-----|-----|-----|-----|-----|-----|-----|-----|-----|-----|-----|-----|-----|-----|-----|-----|



| | | | | | | | | | | | | | | | | | | | | | | | | | |
|--------------------------|-------|------|------|------|------|------|------|------|------|------|------|------|------|------|------|------|------|------|------|------|------|------|------|------|------|
| ±1% | E-96 | 1.00 | 1.02 | 1.05 | 1.07 | 1.10 | 1.13 | 1.15 | 1.18 | 1.21 | 1.24 | 1.27 | 1.30 | 1.33 | 1.37 | 1.40 | 1.43 | 1.47 | 1.50 | 1.54 | 1.58 | 1.62 | 1.65 | 1.69 | 1.74 |
| | | 1.78 | 1.82 | 1.87 | 1.91 | 1.96 | 2.00 | 2.05 | 2.10 | 2.15 | 2.21 | 2.26 | 2.32 | 2.37 | 2.43 | 2.49 | 2.55 | 2.61 | 2.67 | 2.74 | 2.80 | 2.87 | 2.94 | 3.01 | 3.09 |
| | | 3.16 | 3.24 | 3.32 | 3.40 | 3.48 | 3.57 | 3.65 | 3.74 | 3.83 | 3.92 | 4.02 | 4.12 | 4.22 | 4.32 | 4.42 | 4.53 | 4.64 | 4.75 | 4.87 | 4.99 | 5.11 | 5.23 | 5.36 | 5.49 |
| | | 5.62 | 5.76 | 5.90 | 6.04 | 6.19 | 6.34 | 6.49 | 6.65 | 6.81 | 6.98 | 7.15 | 7.32 | 7.50 | 7.68 | 7.87 | 8.06 | 8.25 | 8.45 | 8.66 | 8.87 | 9.09 | 9.31 | 9.53 | 9.76 |
| ±0.5% ±0.25% ±0.1% | E-192 | 10.0 | 10.1 | 10.2 | 10.4 | 10.5 | 10.6 | 10.7 | 10.9 | 11.0 | 11.1 | 11.3 | 11.4 | 11.5 | 11.7 | 11.8 | 12.0 | 12.1 | 12.3 | 12.4 | 12.6 | 12.7 | 12.9 | 13.0 | 13.2 |
| | | 13.3 | 13.5 | 13.7 | 13.8 | 14.0 | 14.2 | 14.3 | 14.5 | 14.7 | 14.9 | 15.0 | 15.2 | 15.4 | 15.6 | 15.8 | 16.0 | 16.2 | 16.4 | 16.5 | 16.7 | 16.9 | 17.2 | 17.4 | 17.6 |
| | | 17.8 | 18.0 | 18.2 | 18.4 | 18.7 | 18.9 | 19.1 | 19.3 | 19.6 | 19.8 | 20.0 | 20.3 | 20.5 | 20.8 | 21.0 | 21.3 | 21.5 | 21.8 | 22.1 | 22.3 | 22.6 | 22.9 | 23.2 | 23.4 |
| | | 23.7 | 24.0 | 24.3 | 24.6 | 24.9 | 25.2 | 25.5 | 25.8 | 26.1 | 26.4 | 26.7 | 27.1 | 27.4 | 27.7 | 28.0 | 28.4 | 28.7 | 29.1 | 29.4 | 29.8 | 30.1 | 30.5 | 30.9 | 31.2 |
| | | 31.6 | 32.0 | 32.4 | 32.8 | 33.2 | 33.6 | 34.0 | 34.4 | 34.8 | 35.2 | 35.7 | 36.1 | 36.5 | 37.0 | 37.4 | 37.9 | 38.3 | 38.8 | 39.2 | 39.7 | 40.2 | 40.7 | 41.2 | 41.7 |
| | | 42.2 | 42.7 | 43.2 | 43.7 | 44.2 | 44.8 | 45.3 | 45.9 | 46.4 | 47.0 | 47.5 | 48.1 | 48.7 | 49.3 | 49.9 | 50.5 | 51.1 | 51.7 | 52.3 | 53.0 | 53.6 | 54.2 | 54.9 | 55.6 |
| | | 56.2 | 56.9 | 57.6 | 58.3 | 59.0 | 59.7 | 60.4 | 61.2 | 61.9 | 62.6 | 63.4 | 64.2 | 64.9 | 65.7 | 66.5 | 67.3 | 68.1 | 69.0 | 69.8 | 70.6 | 71.5 | 72.3 | 73.2 | 74.1 |
| | | 75.0 | 75.9 | 76.8 | 77.7 | 78.7 | 79.6 | 80.6 | 81.6 | 82.5 | 83.5 | 84.5 | 85.6 | 86.6 | 87.6 | 88.7 | 89.8 | 90.9 | 92.0 | 93.1 | 94.2 | 95.3 | 96.5 | 97.6 | 98.8 |

| Color | Digit | Multiplier |
|--------|-------|------------------|
| Silver | - | 10 ⁻² |
| Gold | - | 10 ⁻¹ |
| Black | 0 | 10 ⁰ |
| Brown | 1 | 10 ¹ |
| Red | 2 | 10 ² |
| Orange | 3 | 10 ³ |
| Yellow | 4 | 10 ⁴ |
| Green | 5 | 10 ⁵ |
| Blue | 6 | 10 ⁶ |
| Violet | 7 | 10 ⁷ |
| Grey | 8 | 10 ⁸ |
| White | 9 | 10 ⁹ |

※Resistance more than two significant figures(<1R) or more than three significant figures(>1R) will not provide color code.

REVISION HISTORY

| REVISION | DATE | CHANGE NOTIFICATION | DESCRIPTION |
|-----------------|--------------|----------------------------|--|
| Version B9 | Jun 03, 2014 | - | - Electrical Specifications updated - Environmental Characteristics updated |
| Version C | Feb 25, 2015 | - | - Max overload voltage updated - Increase the color code Description |
| Version C1 | Apr 30, 2015 | - | - Electrical Specifications updated (CSR0102) - Dimension "K" updated |
| Version C2 | Jul 07, 2015 | - | - Increase CSR0102 Characteristic Curve |
| Version C3 | Jul 15, 2016 | - | - Modify Storage Temperature - Remove CSR0102 specification |
| Version C4 | Jun 01, 2017 | - | - Electrical Specifications updated |

X-ON Electronics

Largest Supplier of Electrical and Electronic Components

Click to view similar products for [Thin Film Resistors - SMD category](#):

Click to view products by [Viking manufacturer](#):

Other Similar products are found below :

[7-2176089-6](#) [MCW0406MD1001DP500](#) [FCR1206J22R](#) [FCR1206J33R](#) [1-2176090-3](#) [1-2176089-6](#) [ERA-3EEB2742V](#)
[NCSR250F4M50DTRGF](#) [2176089-1](#) [2176090-4](#) [2176091-3](#) [CMB02070X3000GB200](#) [CPA2512Q6R80FS-T10](#) [4-1625868-7](#) [5-1625868-9](#) [5-18022-5](#) [ERA-3EEB2671V](#) [CFR0W4J0220A2P](#) [P1206Y1804FNTA](#) [CPA2512E68R0FS-T10](#) [CPA2512Q4R70FS-T10](#) [8-2176091-9](#) [2-2176091-0](#) [NCSR150FR003DTRT3F](#) [NTR06B5832CTRF](#) [NCSR200JR002DTRF](#) [RSJ372NL](#) [NRC-S12F4751TRF](#) [8-1625868-1](#) [1-2176092-4](#) [4-2176093-9](#) [2176091-9](#) [RT1220P-101-M](#) [PLTU0805U1003LST5](#) [PLTU0603U2001LST5](#) [PLTU0805U1001LST5](#) [PLTU0603U4702LST5](#)
[4-2176089-0](#) [8-2176091-0](#) [6-2176091-8](#) [3-2176090-3](#) [1-2176092-7](#) [7-2176092-6](#) [7-2176088-7](#) [PCNM2512E1502BST5](#) [2-2176094-5](#)
[PCNM2512E3012BST5](#) [4-2176092-6](#) [3-2176091-4](#) [8-2176091-5](#)