

Aluminum Capacitors Radial Standard Miniature

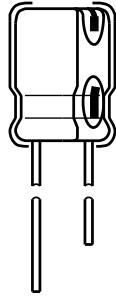
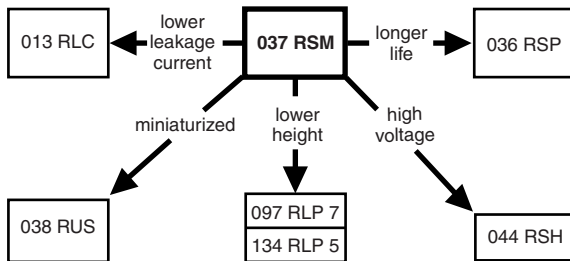


Fig.1 Component outline



FEATURES

- Polarized aluminum electrolytic capacitors, non-solid electrolyte
- Radial leads, cylindrical aluminum case, insulated with a blue vinyl sleeve
- Pressure relief for case $\varnothing D \geq 6.3$ mm.
- Charge and discharge proof
- Miniaturized, high CV-product per unit volume
- Lead (Pb)-Free versions are RoHS compliant



RoHS
COMPLIANT

APPLICATIONS

- General purpose, industrial, automotive and audio-video
- Coupling, decoupling, timing, smoothing, filtering, buffering in SMPS
- Portable and mobile equipment (small size, low mass)

QUICK REFERENCE DATA

DESCRIPTION	VALUE
Nominal case sizes ($\varnothing D \times L$ in mm)	5 x 11 to 16 x 31
Rated capacitance range, C_R	0.47 to 10 000 μF
Tolerance on C_R	$\pm 20\%$; $\pm 10\%$ on request
Rated voltage range, U_R	6.3 to 100 V
Category temperature range	- 40 to + 85 °C
Endurance test at 85 °C	2000 h
Useful life at 85 °C	2500 h
Useful life at 40 °C, $1.4 \times I_R$ applied	70 000 h
Shelf life at 0 V, 85 °C	500 h
Based on sectional specification	IEC 60384-4/EN130300
Climatic category IEC 60068	40/085/56

MARKING

The capacitors are marked (where possible) with the following information:

- Rated capacitance (in μF)
- Tolerance on rated capacitance, code letter in accordance with IEC 60062 (M for $\pm 20\%$)
- Rated voltage (in V)
- Date code in accordance with IEC 60062
- Code indicating factory of origin
- Name of manufacturer
- Negative terminal identification
- Series number (037)

SELECTION CHART FOR C_R , U_R AND RELEVANT NOMINAL CASE SIZES ($\varnothing D \times L$ in mm)

C_R (μF)	U_R (V)								
	6.3	10	16	25	35	40	50	63	100
0.47	-	-	-	-	-	-	-	5 x 11	5 x 11
1.0	-	-	-	-	-	-	-	5 x 11	5 x 11
2.2	-	-	-	-	-	-	-	5 x 11	5 x 11
3.3	-	-	-	-	-	-	-	5 x 11	5 x 11
4.7	-	-	-	-	-	-	-	5 x 11	5 x 11
10	-	-	-	-	-	-	5 x 11	5 x 11	6.3 x 11
22	-	-	-	-	-	-	5 x 11	6.3 x 11	8 x 12
33	-	-	-	-	5 x 11	-	-	6.3 x 11	10 x 12
47	-	-	-	5 x 11	-	-	6.3 x 11	8 x 12	10 x 16
68	-	-	5 x 11	6.3 x 11	-	-	8 x 12	10 x 12	-
100	-	5 x 11	6.3 x 11	6.3 x 11	-	-	8 x 12	10 x 12	10 x 20
150	-	6.3 x 11	-	8 x 12	-	10 x 12	-	10 x 16	-
220	-	6.3 x 11	8 x 12	8 x 12	10 x 12	-	10 x 16	10 x 20	12.5 x 2

SELECTION CHART FOR C_R, U_R AND RELEVANT NOMINAL CASE SIZES ($\varnothing D \times L$ in mm)									
C_R (μF)	U_R (V)								
	6.3	10	16	25	35	40	50	63	100
330	6.3 x 11	–	8 x 12	10 x 12	10 x 16	–	10 x 20	12.5 x 20	16 x 25
470	–	8 x 12	10 x 12	10 x 16	10 x 20	12.5 x 20	12.5 x 20	12.5 x 25	16 x 31
680	–	–	10 x 16	–	12.5 x 20	12.5 x 25	12.5 x 25	16 x 25	–
1000	10 x 12	10 x 16	10 x 20	12.5 x 20	12.5 x 25	16 x 25	16 x 25	16 x 31	–
1500	10 x 20	–	12.5 x 20	12.5 x 25	16 x 25	–	–	–	–
2200	12.5 x 20	12.5 x 20	12.5 x 25	16 x 25	16 x 31	–	–	–	–
3300	12.5 x 20	12.5 x 25	16 x 25	16 x 31	–	–	–	–	–
4700	–	16 x 25	16 x 31	–	–	–	–	–	–
6800	–	16 x 31	–	–	–	–	–	–	–
10 000	16 x 31	–	–	–	–	–	–	–	–

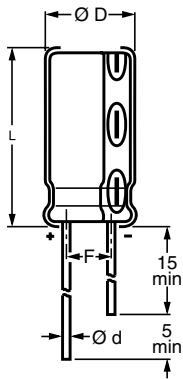
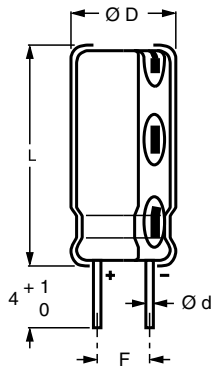
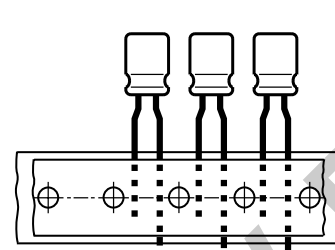
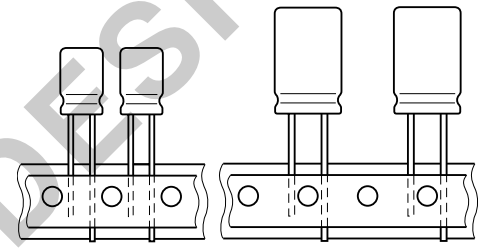
DIMENSIONS in millimeters AND AVAILABLE FORMS

 Fig.2 **Form CA:**
 Long leads

 Fig.3 **Form CB:**
 Cut leads

 Case $\varnothing D = 5$ to 8 mm; pitch $F = 5$ mm

 Pitch F see tables 1 and 2

 Fig.5 **Form TNA, Form TFA:** Taped in box
 (ammopack), straight leads

Table 1

DIMENSIONS in millimeters, MASS AND PACKAGING QUANTITIES									
NOMINAL CASE SIZE $\varnothing D \times L$	CASE CODE	$\varnothing d$	$\varnothing D_{max}$	L_{max}	F	MASS (g)	PACKAGING QUANTITIES		
							FORM CA	FORM CB	FORM TFA, TNA
5 x 11	11	0.5	5.5	12.5	2.0 ± 0.5	≈ 0.4	3000	–	2000
6.3 x 11	12	0.5	6.8	12.5	2.5 ± 0.5	≈ 0.6	2000	–	2000
8 x 12	13	0.6	8.5	13.0	3.5 ± 0.5	≈ 1.1	1000	–	1000
10 x 12	14	0.6	10.5	13.5	5.0 ± 0.5	≈ 1.6	1000	1000	500
10 x 16	15	0.6	10.5	17.5	5.0 ± 0.5	≈ 1.9	1000	1000	500
10 x 20	16	0.6	10.5	22.0	5.0 ± 0.5	≈ 2.2	1000	500	500
12.5 x 20	17	0.6	13.0	22.0	5.0 ± 0.5	≈ 4.0	1000	2000	500
12.5 x 25	18	0.6	13.0	27.0	5.0 ± 0.5	≈ 5.0	500	2000	500
16 x 25	19	0.8	16.5	27.0	7.5 ± 0.5	≈ 8.0	500	1000	250
16 x 31	20	0.8	16.5	33.5	7.5 ± 0.5	≈ 9.0	200	1000	250

Note

- Detailed tape dimensions see section 'PACKAGING'.

ELECTRICAL DATA	
SYMBOL	DESCRIPTION
C_R	rated capacitance at 100 Hz, tolerance $\pm 20\%$
I_R	rated RMS ripple current at 100 Hz, 85 °C
I_{L1}	max. leakage current after 1 min at U_R
$\tan \delta$	max. dissipation factor at 100 Hz
Z	max. impedance at 10 kHz

Note

1. Unless otherwise specified, all electrical values in Table 2 apply at $T_{amb} = 20\text{ °C}$, $P = 86$ to 106 kPa, $RH = 45$ to 75 %.

ORDERING EXAMPLE

Electrolytic capacitor 037 series

1000 $\mu\text{F}/16\text{ V}$; $\pm 20\%$ Nominal case size: $\varnothing 10 \times 20\text{ mm}$; Form TFA

Ordering Code: MAL203735102

Former 12NC: 2222 037 35102

Table 2

ELECTRICAL DATA AND ORDERING INFORMATION														
U_R (V)	C_R 100 Hz (μF)	NOMINAL CASE SIZE $\varnothing D \times L$ (mm)	I_R 100 Hz 85 °C (mA)	I_{L1} 1 min (μA)	$\tan \delta$ 100 Hz	Z 10 kHz z (Ω)	ORDERING CODE MAL2037.....							
							BULK PACKAGING				TAPED AMMOPACK			
							LONG LEADS		CUT LEADS					
							FORM CA	F (mm)	FORM CB	F (mm)	FORM TFA	F (mm)	FORM TNA	F (mm)
6.3	330	6.3 x 11	280	24	0.24	1.8	90021E6	2.5	–	–	90027E6	5.0	90028E6	2.5
	1000	10 x 12	530	66	0.24	0.6	53102E3	5.0	63102E3	5.0	33102E3	5.0	–	–
	1500	10 x 20	730	98	0.25	0.4	53152E3	5.0	63152E3	5.0	33152E3	5.0	–	–
	2200	12.5 x 20	990	140	0.26	0.27	53222E3	5.0	63222E3	5.0	33222E3	5.0	–	–
	3300	12.5 x 20	1150	210	0.28	0.18	53332E3	5.0	63332E3	5.0	33332E3	5.0	–	–
	10 000	16 x 31	2250	630	0.42	0.07	53103E3	7.5	63103E3	7.5	33103E3	7.5	–	–
10	100	5 x 11	140	13	0.20	4.5	54101E6	2.0	–	–	34101E6	5.0	74101E6	2.5
	150	6.3 x 11	180	18	0.20	3.0	54151E6	2.5	–	–	34151E6	5.0	74151E6	2.5
	220	6.3 x 11	250	25	0.20	2.0	90029E6	2.5	–	–	90036E6	5.0	90037E6	2.5
	470	8 x 12	410	50	0.20	0.96	54471E6	3.5	–	–	34471E6	5.0	74471E6	3.5
	1000	10 x 16	630	100	0.20	0.45	54102E3	5.0	64102E3	5.0	34102E3	5.0	–	–
	2200	12.5 x 20	1050	220	0.22	0.20	54222E3	5.0	64222E3	5.0	34222E3	5.0	–	–
	3300	12.5 x 25	1350	330	0.24	0.14	54332E3	5.0	64332E3	5.0	34332E3	5.0	–	–
	4700	16 x 25	1800	470	0.28	0.10	54472E3	7.5	64472E3	7.5	34472E3	7.5	–	–
6800	16 x 31	2200	680	0.32	0.07	54682E3	7.5	64682E3	7.5	34682E3	7.5	–	–	
16	68	5 x 11	130	14	0.16	4.7	55689E6	2.0	–	–	35689E6	5.0	75689E6	2.5
	100	6.3 x 11	180	19	0.16	3.2	55101E6	2.5	–	–	35101E6	5.0	75101E6	2.5
	220	8 x 12	300	38	0.16	1.5	55221E6	3.5	–	–	35221E6	5.0	75221E6	3.5
	330	8 x 12	370	56	0.16	0.97	90038E6	3.5	–	–	90045E6	5.0	90046E6	3.5
	470	10 x 12	420	78	0.16	0.68	55471E3	5.0	65471E3	5.0	35471E3	5.0	–	–
	680	10 x 16	520	110	0.16	0.47	55681E3	5.0	65681E3	5.0	35681E3	5.0	–	–
	1000	10 x 20	740	160	0.16	0.32	55102E3	5.0	65102E3	5.0	35102E3	5.0	–	–
	1500	12.5 x 20	900	240	0.17	0.21	55152E3	5.0	65152E3	5.0	35152E3	5.0	–	–
	2200	12.5 x 25	1200	360	0.18	0.15	55222E3	5.0	65222E3	5.0	35222E3	5.0	–	–
	3300	16 x 25	1650	530	0.20	0.10	55332E3	7.5	65332E3	7.5	35332E3	7.5	–	–
	4700	16 x 31	2100	760	0.24	0.07	55472E3	7.5	65472E3	7.5	35472E3	7.5	–	–
25	47	5 x 11	120	15	0.14	4.7	56479E6	2.0	–	–	36479E6	5.0	76479E6	2.5
	68	6.3 x 11	130	20	0.14	3.2	56689E6	2.5	–	–	36689E6	5.0	76689E6	2.5
	100	6.3 x 11	190	28	0.14	2.2	90047E6	2.5	–	–	90054E6	5.0	90055E6	2.5
	150	8 x 12	230	41	0.14	1.5	56151E6	3.5	–	–	36151E6	5.0	76151E6	3.5
	220	8 x 12	320	58	0.14	1.0	56221E6	3.5	–	–	36221E6	5.0	76221E6	3.5
	330	10 x 12	410	86	0.14	0.67	56331E3	5.0	66331E3	5.0	36331E3	5.0	–	–
	470	10 x 16	510	120	0.14	0.47	56471E3	5.0	66471E3	5.0	36471E3	5.0	–	–
	1000	12.5 x 20	910	250	0.14	0.22	56102E3	5.0	66102E3	5.0	36102E3	5.0	–	–
	1500	12.5 x 25	1100	380	0.15	0.15	56152E3	5.0	66152E3	5.0	36152E3	5.0	–	–
	2200	16 x 25	1500	550	0.16	0.10	56222E3	7.5	66222E3	7.5	36222E3	7.5	–	–
	3300	16 x 31	1900	830	0.18	0.07	56332E3	7.5	66332E3	7.5	36332E3	7.5	–	–



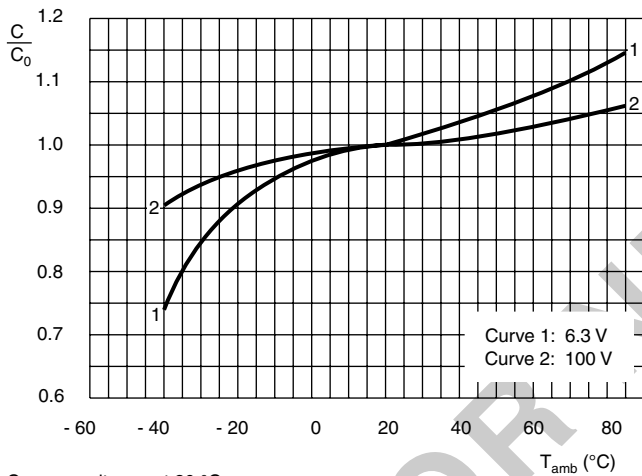
Aluminum Capacitors
Radial Standard Miniature

Vishay BCcomponents

ELECTRICAL DATA AND ORDERING INFORMATION														
U _R (V)	C _R 100 Hz (μF)	NOMINAL CASE SIZE ∅ D × L (mm)	I _R 100 Hz 85 °C (mA)	I _{L1} 1 min (μA)	Tan δ 100 Hz	Z 10 kHz z (Ω)	ORDERING CODE MAL2037.....							
							BULK PACKAGING				TAPED AMMOPACK			
							LONG LEADS		CUT LEADS		FORM TFA		FORM TNA	
							FORM CA	F (mm)	FORM CB	F (mm)	FORM TFA	F (mm)	FORM TNA	F (mm)
35	33	5 x 11	110	15	0.12	4.5	50339E6	2.0	-	-	30339E6	5.0	70339E6	2.5
	220	10 x 12	330	80	0.12	0.68	50221E3	5.0	60221E3	5.0	30221E3	5.0	-	-
	330	10 x 16	450	120	0.12	0.45	50331E3	5.0	60331E3	5.0	30331E3	5.0	-	-
	470	10 x 20	590	170	0.12	0.32	50471E3	5.0	60471E3	5.0	30471E3	5.0	-	-
	680	12.5 x 20	830	240	0.12	0.22	50681E3	5.0	60681E3	5.0	30681E3	5.0	-	-
	1000	12.5 x 25	1050	350	0.12	0.15	50102E3	5.0	60102E3	5.0	30102E3	5.0	-	-
	1500	16 x 25	1400	530	0.13	0.10	50152E3	7.5	60152E3	7.5	30152E3	7.5	-	-
	2200	16 x 31	1750	770	0.14	0.07	50222E3	7.5	60222E3	7.5	30222E3	7.5	-	-
40	150	10 x 12	250	63	0.12	0.87	57151E3	5.0	67151E3	5.0	37151E3	5.0	-	-
	470	12.5 x 20	670	190	0.12	0.28	57471E3	5.0	67471E3	5.0	37471E3	5.0	-	-
	680	12.5 x 25	850	280	0.12	0.19	57681E3	5.0	67681E3	5.0	37681E3	5.0	-	-
	1000	16 x 25	1200	400	0.12	0.13	57102E3	7.5	67102E3	7.5	37102E3	7.5	-	-
50	10	5 x 11	65	8	0.10	9.5	51109E6	2.0	-	-	31109E6	5.0	71109E6	2.5
	22	5 x 11	95	14	0.10	4.3	90056E6	2.0	-	-	90063E6	5.0	90064E6	2.5
	47	6.3 x 11	150	27	0.10	2.0	90065E6	2.5	-	-	90072E6	5.0	90073E6	2.5
	68	8 x 12	190	37	0.10	1.4	51689E6	3.5	-	-	31689E6	5.0	71689E6	3.5
	100	8 x 12	260	53	0.10	0.95	51101E6	3.5	-	-	31101E6	5.0	71101E6	3.5
	220	10 x 16	400	110	0.10	0.43	51221E3	5.0	61221E3	5.0	31221E3	5.0	-	-
	330	10 x 20	580	170	0.10	0.29	51331E3	5.0	61331E3	5.0	31331E3	5.0	-	-
	470	12.5 x 20	740	240	0.10	0.20	51471E3	5.0	61471E3	5.0	31471E3	5.0	-	-
	680	12.5 x 25	950	340	0.10	0.14	51681E3	5.0	61681E3	5.0	31681E3	5.0	-	-
	1000	16 x 25	1350	500	0.10	0.10	51102E3	7.5	61102E3	7.5	31102E3	7.5	-	-
	63	0.47	5 x 11	11	3.3	0.09	170	58477E6	2.0	-	-	38477E6	5.0	78477E6
1.0		5 x 11	16	3.6	0.09	80	58108E6	2.0	-	-	38108E6	5.0	78108E6	2.5
2.2		5 x 11	29	4.4	0.09	36	58228E6	2.0	-	-	38228E6	5.0	78228E6	2.5
3.3		5 x 11	35	5.1	0.09	24	58338E6	2.0	-	-	38338E6	5.0	78338E6	2.5
4.7		5 x 11	45	6.0	0.09	17	58478E6	2.0	-	-	38478E6	5.0	78478E6	2.5
10		5 x 11	70	9.3	0.09	8.0	58109E6	2.0	-	-	38109E6	5.0	78109E6	2.5
22		6.3 x 11	110	17	0.09	3.6	58229E6	2.5	-	-	38229E6	5.0	78229E6	2.5
33		6.3 x 11	140	24	0.09	2.4	90074E6	2.5	-	-	90081E6	5.0	90082E6	2.5
47		8 x 12	190	33	0.09	1.7	58479E6	3.5	-	-	38479E6	5.0	78479E6	3.5
68		10 x 12	200	46	0.09	1.2	58689E3	5.0	68689E3	5.0	38689E3	5.0	-	-
100		10 x 12	260	66	0.09	0.80	58101E3	5.0	68101E3	5.0	38101E3	5.0	-	-
150		10 x 16	320	98	0.09	0.53	58151E3	5.0	68151E3	5.0	38151E3	5.0	-	-
220		10 x 20	460	140	0.09	0.36	58221E3	5.0	68221E3	5.0	38221E3	5.0	-	-
330		12.5 x 20	650	210	0.09	0.24	58331E3	5.0	68331E3	5.0	38331E3	5.0	-	-
470		12.5 x 25	850	300	0.09	0.17	58471E3	5.0	68471E3	5.0	38471E3	5.0	-	-
680		16 x 25	1150	430	0.09	0.12	58681E3	7.5	68681E3	7.5	38681E3	7.5	-	-
1000		16 x 31	1550	630	0.09	0.08	58102E3	7.5	68102E3	7.5	38102E3	7.5	-	-
100		0.47	5 x 11	12	3.5	0.07	130	59477E6	2.0	-	-	39477E6	5.0	79477E6
	1.0	5 x 11	22	4	0.07	60	59108E6	2.0	-	-	39108E6	5.0	79108E6	2.5
	2.2	5 x 11	33	5.2	0.07	27	59228E6	2.0	-	-	39228E6	5.0	79228E6	2.5
	3.3	5 x 11	40	6.3	0.07	18	59338E6	2.0	-	-	39338E6	5.0	79338E6	2.5
	4.7	5 x 11	48	7.7	0.07	13	59478E6	2.0	-	-	39478E6	5.0	79478E6	2.5
	10	6.3 x 11	80	13	0.07	6.0	59109E6	2.5	-	-	39109E6	5.0	79109E6	2.5
	22	8 x 12	130	25	0.07	2.7	59229E6	3.5	-	-	39229E6	5.0	79229E6	3.5
	33	10 x 12	160	36	0.07	1.8	59339E3	5.0	69339E3	5.0	39339E3	5.0	-	-
	47	10 x 16	210	50	0.07	1.3	59479E3	5.0	69479E3	5.0	39479E3	5.0	-	-
	100	10 x 20	350	100	0.07	0.60	59101E3	5.0	69101E3	5.0	39101E3	5.0	-	-
	220	12.5 x 25	580	220	0.07	0.27	59221E3	5.0	69221E3	5.0	39221E3	5.0	-	-
	330	16 x 25	710	330	0.07	0.18	59331E3	7.5	69331E3	7.5	39331E3	7.5	-	-
	470	16 x 31	900	470	0.07	0.13	59471E3	7.5	69471E3	7.5	39471E3	7.5	-	-

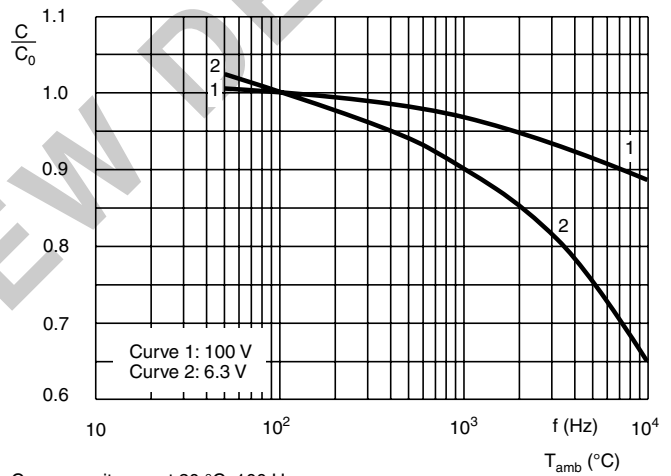
ADDITIONAL ELECTRICAL DATA		
PARAMETER	CONDITIONS	VALUE
Voltage		
Surge voltage		$U_s \leq 1.15 \times U_R$
Reverse voltage		$U_{rev} \leq 1 \text{ V}$
Current		
Leakage current	after 1 min at U_R	$I_{L1} \leq 0.01 C_R \times U_R + 3 \mu\text{A}$
	after 5 min at U_R	$I_{L5} \leq 0.002 C_R \times U_R + 3 \mu\text{A}$
Inductance		
Equivalent series inductance (ESL)	case $\varnothing D \leq 8 \text{ mm}$	typ. 13 nH
	case $\varnothing D = 10 \text{ mm}$	typ. 16 nH
	case $\varnothing D \geq 12.5 \text{ mm}$	typ. 18 nH
Resistance		
Equivalent series resistance (ESR)	calculated from $\tan \delta_{max}$ and C_R (see Table 2)	$ESR = \tan \delta / 2\pi f C_R$

CAPACITANCE (C)



C_0 = capacitance at 20 °C

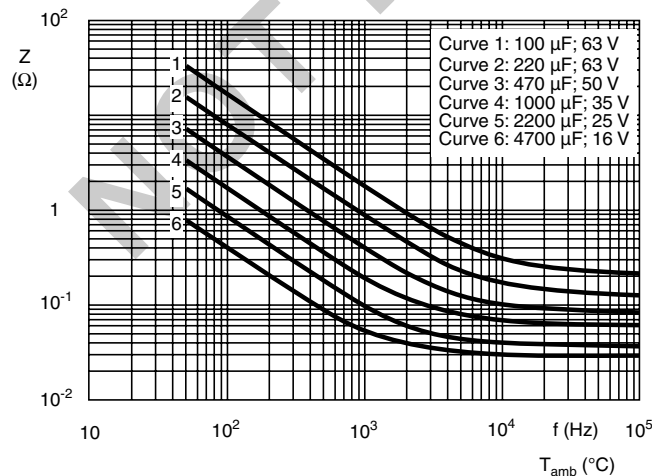
Fig. 6 Typical multiplier of capacitance as a function of ambient temperature

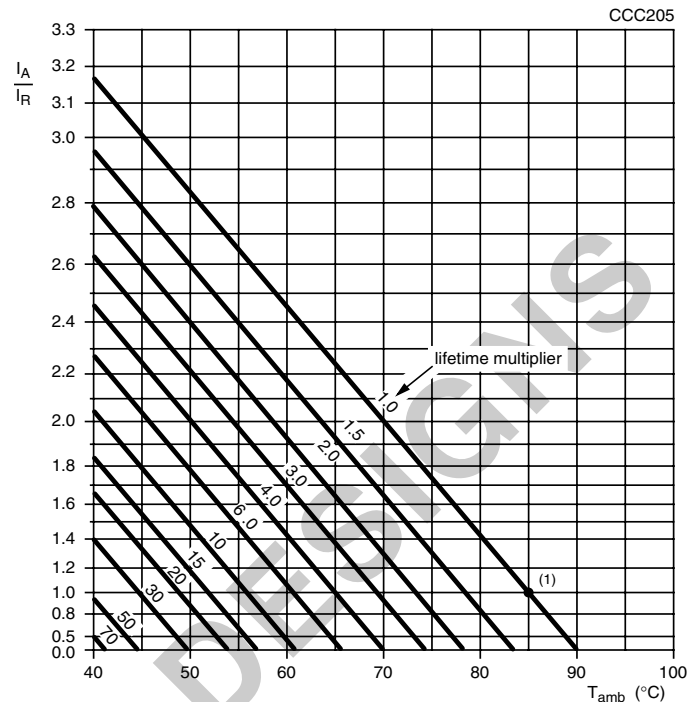


C_0 = capacitance at 20 °C, 100 Hz

Fig. 7 Typical multiplier of capacitance as a function of frequency

IMPEDANCE (Z)



RIPPLE CURRENT AND USEFUL LIFE

 I_A = actual ripple current at 100 Hz

 I_R = rated ripple current at 100 Hz, 85 °C

 (1) Useful life at 85 °C and I_R applied: 2500 h

Fig.9 Multiplier of useful life as a function of ambient temperature and ripple current load

Table 3

MULTIPLIER OF RIPPLE CURRENT (I_R) AS A FUNCTION OF FREQUENCY			
FREQUENCY (Hz)	I_R MULTIPLIER		
	$U_R = 6.3$ to 10 V	$U_R = 16$ to 35 V	$U_R = 40$ to 100 V
50	0.90	0.85	0.80
100	1.00	1.00	1.00
500	1.12	1.20	1.25
1000	1.20	1.30	1.40
3000	1.25	1.35	1.50
$\geq 10\ 000$	1.30	1.40	1.60

Table 4

TEST PROCEDURES AND REQUIREMENTS			
TEST		PROCEDURE (quick reference)	REQUIREMENTS
NAME OF TEST	REFERENCE		
Endurance	IEC 60384-4/ EN130300 subclause 4.13	$T_{amb} = 85$ °C; U_R applied; 2000 h	$U_R \leq 6.3$ V; $\Delta C/C$: + 15 / - 30 % $U_R > 6.3$ V; $\Delta C/C$: ± 20 % $\tan \delta \leq 1.5 \times$ spec. limit $Z \leq 3 \times$ spec. limit $I_{L5} \leq$ spec. limit
Useful life	CECC 30301 subclause 1.8.1	$T_{amb} = 85$ °C; U_R and I_R applied; 2500 h	$U_R \leq 6.3$ V; $\Delta C/C$: + 45 / - 50 % $U_R > 6.3$ V; $\Delta C/C$: ± 50 % $\tan \delta \leq 3 \times$ spec. limit $Z \leq 3 \times$ spec. limit $I_{L5} \leq$ spec. limit no short or open circuit total failure percentage: ≤ 3 %
Shelf life (storage at high temperature)	IEC 60384-4/ EN130300 subclause 4.17	$T_{amb} = 85$ °C; no voltage applied; 500 h after test: U_R to be applied for 30 min, 24 to 48 h before measurement	$\Delta C/C$, $\tan \delta$, Z: for requirements see 'Endurance test' above $I_{L5} \leq 2 \times$ spec. limit



Disclaimer

All product specifications and data are subject to change without notice.

Vishay Intertechnology, Inc., its affiliates, agents, and employees, and all persons acting on its or their behalf (collectively, "Vishay"), disclaim any and all liability for any errors, inaccuracies or incompleteness contained herein or in any other disclosure relating to any product.

Vishay disclaims any and all liability arising out of the use or application of any product described herein or of any information provided herein to the maximum extent permitted by law. The product specifications do not expand or otherwise modify Vishay's terms and conditions of purchase, including but not limited to the warranty expressed therein, which apply to these products.

No license, express or implied, by estoppel or otherwise, to any intellectual property rights is granted by this document or by any conduct of Vishay.

The products shown herein are not designed for use in medical, life-saving, or life-sustaining applications unless otherwise expressly indicated. Customers using or selling Vishay products not expressly indicated for use in such applications do so entirely at their own risk and agree to fully indemnify Vishay for any damages arising or resulting from such use or sale. Please contact authorized Vishay personnel to obtain written terms and conditions regarding products designed for such applications.

Product names and markings noted herein may be trademarks of their respective owners.

X-ON Electronics

Largest Supplier of Electrical and Electronic Components

Click to view similar products for [Aluminium Electrolytic Capacitors - Radial Leaded](#) category:

Click to view products by [Vishay](#) manufacturer:

Other Similar products are found below :

[NRELS102M35V16X16C.140LLF](#) [ESRG160ETC100MD07D](#) [227RZS050M](#) [335CKR250M](#) [476CKH100MSA](#) [477CKR100M](#)
[107CKR010M](#) [107CKH063MSA](#) [RJH-25V222MI9#](#) [RJH-35V221MG5#](#) [B43827A1106M8](#) [RJH-50V221MH6#](#) [EKYA500ELL470MF11D](#)
[B41022A5686M6](#) [ESRG250ELL101MH09D](#) [EKMA160EC3101MF07D](#) [RJB-10V471MG3#](#) [ESMG160ETD221MF11D](#)
[EKZH160ETD152MJ20S](#) [RJH-35V122MJ6#](#) [EGXF630ELL621ML20S](#) [RBD-25V100KE3#N](#) [EKMA350ELL100ME07D](#)
[ESMG160ETD101ME11D](#) [ELXY100ETD102MJ20S](#) [EGXF500ELL561ML15S](#) [EKMG350ETD471MJ16S](#) [35YXA330MEFC10X12.5](#)
[RXW471M1ESA-0815](#) [ELXZ630ELL221MJ25S](#) [ERR1HM1R0D11OT](#) [LPE681M30060FVA](#) [LPL471M22030FVA](#) [HFE221M25030FVA](#)
[LKMD1401H221MF](#) [B41888G6108M000](#) [EKMA160ETD470MF07D](#) [UHW1J102MHD6](#) [EKMG500ETD221MJC5S](#) [LKMK2502W101MF](#)
[LKMD1401H181MF](#) [LKMI2502G820MF](#) [LKMJ2001J122MF](#) [LKML2501C472MF](#) [LKMJ4002C681MF](#) [450MXH330MEFCSN25X45](#)
[450MXK330MA2RFC22X50](#) [63ZLH560MEFCG412.5X30](#) [ELH2DM331O25KT](#) [ELH2DM471P30KT](#)