

Small Signal Zener Diodes



PRIMARY CHARACTERISTICS		
PARAMETER	VALUE	UNIT
V _Z range nom.	2.4 to 75	V
Test current I _{ZT}	2; 5	mA
V _Z specification	Pulse current	
Int. construction	Single	

FEATURES

- Silicon planar Zener diodes
- The Zener voltages are graded according to the international E24 standard
- Standard Zener voltage tolerance is $\pm 5\%$; replace "C" with "B" for $\pm 2\%$ tolerance
- AEC-Q101 qualified available
- ESD capability according to AEC-Q101:
Human body model > 8 kV
Machine model > 800 V
- Base P/N-E3 - RoHS-compliant, commercial grade
- Base P/N-HE3 - RoHS-compliant, AEC-Q101 qualified
- Material categorization: for definitions of compliance please see www.vishay.com/doc?99912

 AUTOMOTIVE
GRADE
Available

RoHS
COMPLIANT

ORDERING INFORMATION			
DEVICE NAME	ORDERING CODE	TAPED UNITS PER REEL	MINIMUM ORDER QUANTITY
BZX384-series	BZX384C2V4-E3-08 to BZX384C75-E3-08	3000 (8 mm tape on 7" reel)	15 000/box
	BZX384B2V4-E3-08 to BZX384B75-E3-08		
	BZX384C2V4-HE3-08 to BZX384C75-HE3-08		
	BZX384B2V4-HE3-08 to BZX384B75-HE3-08		
	BZX384C2V4-E3-18 to BZX384C75-E3-18	10 000 (8 mm tape on 13" reel)	10 000/box
	BZX384B2V4-E3-18 to BZX384B75-E3-18		
	BZX384C2V4-HE3-18 to BZX384C75-HE3-18		
	BZX384B2V4-HE3-18 to BZX384B75-HE3-18		

PACKAGE				
PACKAGE NAME	WEIGHT	MOLDING COMPOUND FLAMMABILITY RATING	MOISTURE SENSITIVITY LEVEL	SOLDERING CONDITIONS
SOD-323	4.3 mg	UL 94 V-0	MSL level 1 (according J-STD-020)	260 °C/10 s at terminals

ABSOLUTE MAXIMUM RATINGS (T _{amb} = 25 °C, unless otherwise specified)					
PARAMETER	TEST CONDITION	SYMBOL	VALUE	UNIT	
Power dissipation	Device on fiberglass substrate	P _{tot}	200	mW	
Thermal resistance junction to ambient air	Valid that electrodes are kept at ambient temperature	R _{thJA}	650	K/W	
Junction temperature		T _j	150	°C	
Storage temperature range		T _{stg}	-65 to +150	°C	
Operating temperature range		T _{op}	-55 to +150	°C	



ELECTRICAL CHARACTERISTICS ($T_{amb} = 25\text{ }^{\circ}\text{C}$, unless otherwise specified)												
PART NUMBER	MARKING CODE	ZENER VOLTAGE RANGE			TEST CURRENT		REVERSE LAEKAGE CURRENT		DYNAMIC RESISTANCE		TEMPERATURE COEFFICIENT OF ZENER VOLTAGE	
		V_Z at I_{ZT1}			I_{ZT1}	I_{ZT2}	I_R at V_R		Z_Z at I_{ZT1}	Z_{ZK} at I_{ZT2}	α_{VZ} at I_{ZT1}	
		V			mA		μA	V	Ω		$10^{-4}/^{\circ}\text{C}$	
		MIN.	NOM.	MAX.			MAX.		TYP.	TYP.	MIN.	MAX.
BZX384C2V4	W1	2.2	2.4	2.6	5	1	50	1	70 (≤ 100)	275	- 9	- 4
BZX384C2V7	W2	2.5	2.7	2.9	5	1	20	1	75 (≤ 100)	300 (≤ 600)	- 9	- 4
BZX384C3V0	W3	2.8	3.0	3.2	5	1	10	1	80 (≤ 95)	325 (≤ 600)	- 9	- 3
BZX384C3V3	W4	3.1	3.3	3.5	5	1	5	1	85 (≤ 95)	350 (≤ 600)	- 8	- 3
BZX384C3V6	W5	3.4	3.6	3.8	5	1	5	1	85 (≤ 90)	375 (≤ 600)	- 8	- 3
BZX384C3V9	W6	3.7	3.9	4.1	5	1	3	1	85 (≤ 90)	400 (≤ 600)	- 7	- 3
BZX384C4V3	W7	4	4.3	4.6	5	1	3	1	80 (≤ 90)	410 (≤ 600)	- 6	- 1
BZX384C4V7	W8	4.4	4.7	5	5	1	3	2	50 (≤ 80)	425 (≤ 500)	- 5	2
BZX384C5V1	W9	4.8	5.1	5.4	5	1	2	2	40 (≤ 60)	400 (≤ 480)	- 3	4
BZX384C5V6	WA	5.2	5.6	6	5	1	1	2	15 (≤ 40)	80 (≤ 400)	- 2	6
BZX384C6V2	WB	5.8	6.2	6.6	5	1	3	4	6 (≤ 10)	40 (≤ 150)	- 1	7
BZX384C6V8	WC	6.4	6.8	7.2	5	1	2	4	6 (≤ 15)	30 (≤ 80)	2	7
BZX384C7V5	WD	7	7.5	7.9	5	1	1	5	6 (≤ 15)	30 (≤ 80)	3	7
BZX384C8V2	WE	7.7	8.2	8.7	5	1	0.7	5	6 (≤ 15)	40 (≤ 80)	4	7
BZX384C9V1	WF	8.5	9.1	9.6	5	1	0.5	6	6 (≤ 15)	40 (≤ 100)	5	8
BZX384C10	WG	9.4	10	10.6	5	1	0.2	7	8 (≤ 20)	50 (≤ 150)	5	8
BZX384C11	WH	10.4	11	11.6	5	1	0.1	8	10 (≤ 20)	50 (≤ 150)	5	9
BZX384C12	WI	11.4	12	12.7	5	1	0.1	8	10 (≤ 25)	50 (≤ 150)	6	9
BZX384C13	WK	12.4	13	14.1	5	1	0.1	8	10 (≤ 30)	50 (≤ 170)	7	9
BZX384C15	WL	13.8	15	15.6	5	1	0.05	$0.7 V_{Znom.}$	10 (≤ 30)	50 (≤ 200)	7	9
BZX384C16	WM	15.3	16	17.1	5	1	0.05	$0.7 V_{Znom.}$	10 (≤ 40)	50 (≤ 200)	8	9.5
BZX384C18	WN	16.8	18	19.1	5	1	0.05	$0.7 V_{Znom.}$	10 (≤ 45)	50 (≤ 225)	8	9.5
BZX384C20	WO	18.8	20	21.2	5	1	0.05	$0.7 V_{Znom.}$	15 (≤ 55)	60 (≤ 225)	8	10
BZX384C22	WP	20.8	22	23.3	5	1	0.05	$0.7 V_{Znom.}$	20 (≤ 55)	60 (≤ 250)	8	10
BZX384C24	WR	22.8	24	25.6	5	1	0.05	$0.7 V_{Znom.}$	25 (≤ 70)	60 (≤ 250)	8	10
BZX384C27	WS	25.1	27	28.9	2	0.5	0.05	$0.7 V_{Znom.}$	25 (≤ 80)	65 (≤ 300)	8	10
BZX384C30	WT	28	30	32	2	0.5	0.05	$0.7 V_{Znom.}$	30 (≤ 80)	70 (≤ 300)	8	10
BZX384C33	WU	31	33	35	2	0.5	0.05	$0.7 V_{Znom.}$	35 (≤ 80)	75 (≤ 325)	8	10
BZX384C36	WW	34	36	38	2	0.5	0.05	$0.7 V_{Znom.}$	35 (≤ 90)	80 (≤ 350)	8	10
BZX384C39	WX	37	39	41	2	0.5	0.05	$0.7 V_{Znom.}$	40 (≤ 130)	80 (≤ 350)	10	12
BZX384C43	WY	40	43	46	2	0.5	0.05	$0.7 V_{Znom.}$	45 (≤ 150)	85 (≤ 375)	10	12
BZX384C47	WZ	44	47	50	2	0.5	0.05	$0.7 V_{Znom.}$	50 (≤ 170)	85 (≤ 375)	10	12
BZX384C51	X1	48	51	54	2	0.5	0.05	$0.7 V_{Znom.}$	60 (≤ 180)	85 (≤ 400)	8	10
BZX384C56	X2	52	56	60	2	0.5	0.05	$0.7 V_{Znom.}$	70 (≤ 200)	100 (≤ 425)	10	12
BZX384C62	X3	58	62	66	2	0.5	0.05	$0.7 V_{Znom.}$	80 (≤ 215)	100 (≤ 450)	10	12
BZX384C68	X4	64	68	72	2	0.5	0.05	$0.7 V_{Znom.}$	90 (≤ 240)	150 (≤ 475)	10	12
BZX384C75	X5	70	75	79	2	0.5	0.05	$0.7 V_{Znom.}$	95 (≤ 255)	170 (≤ 500)	10	12



ELECTRICAL CHARACTERISTICS ($T_{amb} = 25\text{ }^{\circ}\text{C}$, unless otherwise specified)												
PART NUMBER	MARKING CODE	ZENER VOLTAGE RANGE			TEST CURRENT		REVERSE LEAKAGE CURRENT		DYNAMIC RESISTANCE		TEMPERATURE COEFFICIENT OF ZENER VOLTAGE	
		V_Z at I_{ZT1}			I_{ZT1}	I_{ZT2}	I_R at V_R		Z_Z at I_{ZT1}	Z_{ZK} at I_{ZT2}	α_{VZ} at I_{ZT1}	
		V			mA		μA	V	Ω		$10^{-4}/^{\circ}\text{C}$	
		MIN.	NOM.	MAX.			MAX.		TYP.	TYP.	MIN.	MAX.
BZX384B2V4	W1	2.35	2.4	2.45	5	1	50	1	70 (≤ 100)	275	-9	-4
BZX384B2V7	W2	2.65	2.7	2.75	5	1	20	1	75 (≤ 100)	300 (≤ 600)	-9	-3
BZX384B3V0	W3	2.94	3.0	3.06	5	1	10	1	80 (≤ 95)	325 (≤ 600)	-8	-3
BZX384B3V3	W4	3.23	3.3	3.37	5	1	5	1	85 (≤ 95)	350 (≤ 600)	-8	-3
BZX384B3V6	W5	3.53	3.6	3.67	5	1	5	1	85 (≤ 90)	375 (≤ 600)	-7	-3
BZX384B3V9	W6	3.82	3.9	3.98	5	1	3	1	85 (≤ 90)	400 (≤ 600)	-6	-1
BZX384B4V3	W7	4.21	4.3	4.39	5	1	3	1	80 (≤ 90)	410 (≤ 600)	-5	2
BZX384B4V7	W8	4.61	4.7	4.79	5	1	3	2	50 (≤ 80)	425 (≤ 500)	-3	4
BZX384B5V1	W9	5	5.1	5.2	5	1	2	2	40 (≤ 60)	400 (≤ 480)	-2	6
BZX384B5V6	WA	5.49	5.6	5.71	5	1	1	2	15 (≤ 40)	80 (≤ 400)	-1	7
BZX384B6V2	WB	6.08	6.2	6.32	5	1	3	4	6 (≤ 10)	40 (≤ 150)	2	7
BZX384B6V8	WC	6.66	6.8	6.94	5	1	2	4	6 (≤ 15)	30 (≤ 80)	3	7
BZX384B7V5	WD	7.35	7.5	7.65	5	1	1	5	6 (≤ 15)	30 (≤ 80)	4	7
BZX384B8V2	WE	8.04	8.2	8.36	5	1	0.7	5	6 (≤ 15)	40 (≤ 80)	5	8
BZX384B9V1	WF	8.92	9.1	9.28	5	1	0.5	6	6 (≤ 15)	40 (≤ 100)	5	8
BZX384B10	WG	9.8	10	10.2	5	1	0.2	7	8 (≤ 20)	50 (≤ 150)	5	9
BZX384B11	WH	10.8	11	11.2	5	1	0.1	8	10 (≤ 20)	50 (≤ 150)	6	9
BZX384B12	WI	11.8	12	12.2	5	1	0.1	8	10 (≤ 25)	50 (≤ 150)	7	9
BZX384B13	WK	12.7	13	13.3	5	1	0.1	8	10 (≤ 30)	50 (≤ 170)	7	9
BZX384B15	WL	14.7	15	15.3	5	1	0.05	0.7 $V_{Znom.}$	10 (≤ 30)	50 (≤ 200)	8	9.5
BZX384B16	WM	15.7	16	16.3	5	1	0.05	0.7 $V_{Znom.}$	10 (≤ 40)	50 (≤ 200)	8	9.5
BZX384B18	WN	17.6	18	18.4	5	1	0.05	0.7 $V_{Znom.}$	10 (≤ 45)	50 (≤ 225)	8	10
BZX384B20	WO	19.6	20	20.4	5	1	0.05	0.7 $V_{Znom.}$	15 (≤ 55)	60 (≤ 225)	8	10
BZX384B22	WP	21.6	22	22.4	5	1	0.05	0.7 $V_{Znom.}$	20 (≤ 55)	60 (≤ 250)	8	10
BZX384B24	WR	23.5	24	24.5	5	1	0.05	0.7 $V_{Znom.}$	25 (≤ 70)	60 (≤ 250)	8	10
BZX384B27	WS	26.5	27	27.5	2	0.5	0.05	0.7 $V_{Znom.}$	25 (≤ 80)	65 (≤ 300)	8	10
BZX384B30	WT	29.4	30	30.6	2	0.5	0.05	0.7 $V_{Znom.}$	30 (≤ 80)	70 (≤ 300)	8	10
BZX384B33	WU	32.3	33	33.7	2	0.5	0.05	0.7 $V_{Znom.}$	35 (≤ 80)	75 (≤ 325)	8	10
BZX384B36	WW	35.3	36	36.7	2	0.5	0.05	0.7 $V_{Znom.}$	35 (≤ 90)	80 (≤ 350)	10	12
BZX384B39	WX	38.2	39	39.8	2	0.5	0.05	0.7 $V_{Znom.}$	40 (≤ 130)	80 (≤ 350)	10	12
BZX384B43	WY	42.1	43	43.9	2	0.5	0.05	0.7 $V_{Znom.}$	45 (≤ 150)	85 (≤ 375)	10	12
BZX384B47	WZ	46.1	47	47.9	2	0.5	0.05	0.7 $V_{Znom.}$	50 (≤ 170)	85 (≤ 375)	10	12
BZX384B51	X1	50	51	52	2	0.5	0.05	0.7 $V_{Znom.}$	60 (≤ 180)	85 (≤ 400)	10	12
BZX384B56	X2	54.9	56	57.1	2	0.5	0.05	0.7 $V_{Znom.}$	70 (≤ 200)	100 (≤ 425)	10	12
BZX384B62	X3	60.8	62	63.2	2	0.5	0.05	0.7 $V_{Znom.}$	80 (≤ 215)	100 (≤ 450)	10	12
BZX384B68	X4	66.6	68	69.4	2	0.5	0.05	0.7 $V_{Znom.}$	90 (≤ 240)	150 (≤ 475)	10	12
BZX384B75	X5	73.5	75	76.5	2	0.5	0.05	0.7 $V_{Znom.}$	95 (≤ 255)	170 (≤ 500)	10	12

TYPICAL CHARACTERISTICS ($T_{amb} = 25\text{ }^{\circ}\text{C}$, unless otherwise specified)

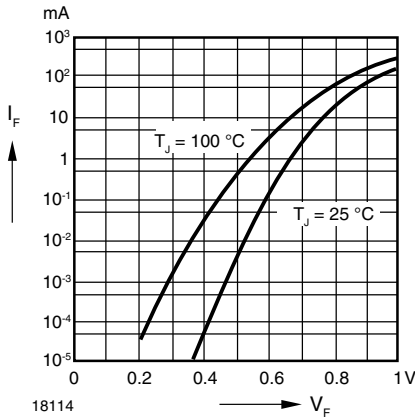


Fig. 1 - Forward characteristics

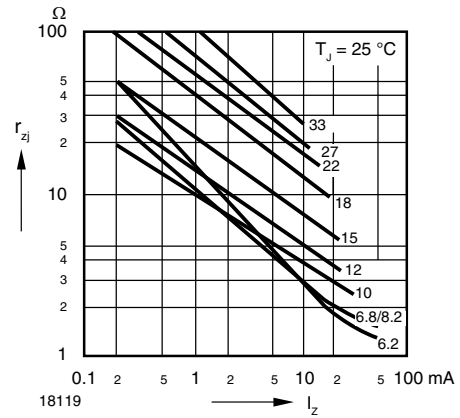


Fig. 4 - Dynamic Resistance vs. Zener Current

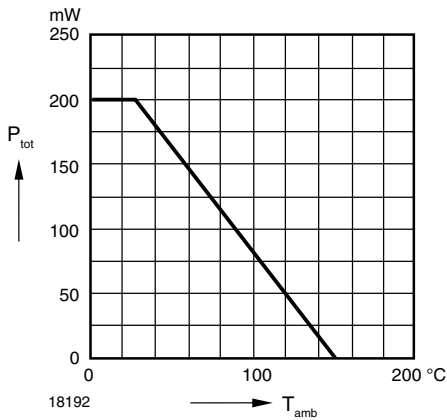


Fig. 2 - Admissible Power Dissipation vs. Ambient Temperature

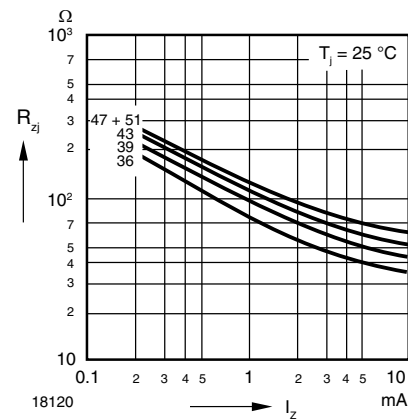


Fig. 5 - Dynamic Resistance vs. Zener Current

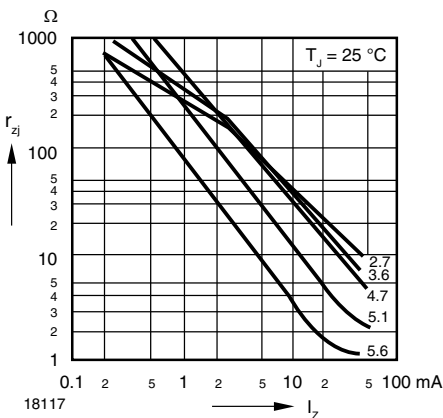


Fig. 3 - Dynamic Resistance vs. Zener Current

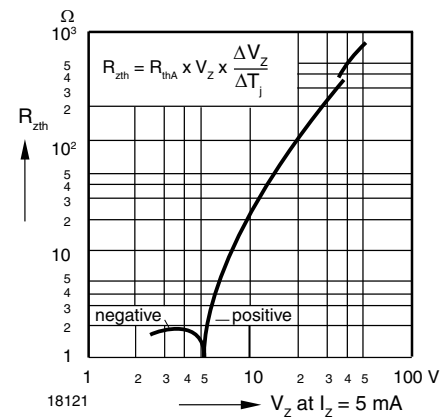


Fig. 6 - Thermal Differential Resistance vs. Zener Voltage

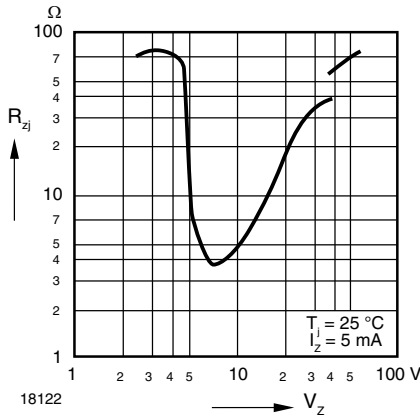


Fig. 7 - Dynamic Resistance vs. Zener Voltage

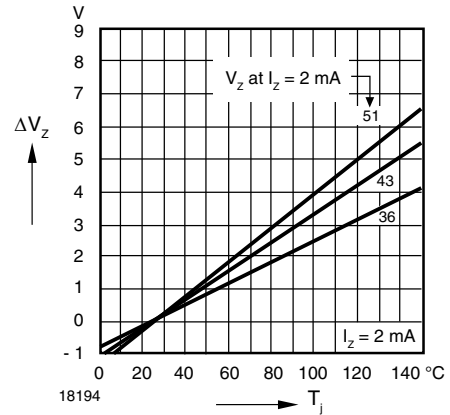


Fig. 10 - Change of Zener Voltage vs. Junction Temperature

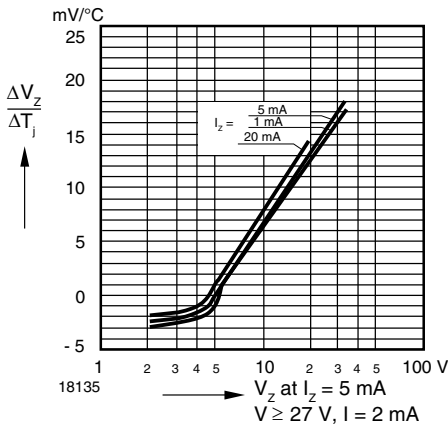


Fig. 8 - Temperature Dependence of Zener Voltage vs. Zener Voltage

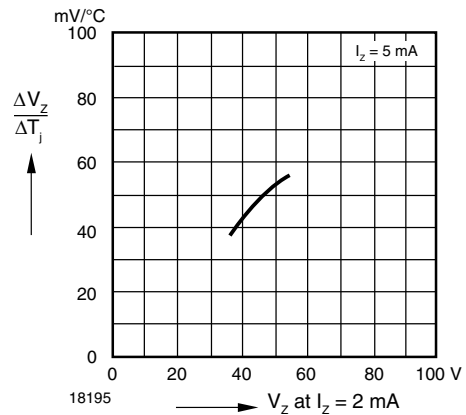


Fig. 11 - Temperature Dependence of Zener Voltage vs. Zener Voltage

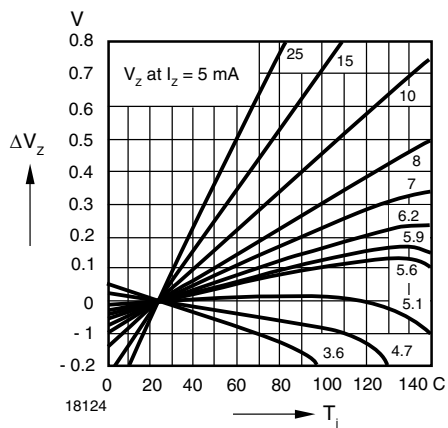


Fig. 9 - Change of Zener Voltage vs. Junction Temperature

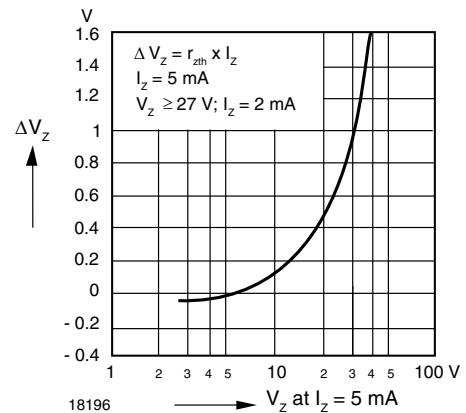


Fig. 12 - Change of Zener Voltage from Turn-on up to the Point of Thermal Equilibrium vs. Zener Voltage

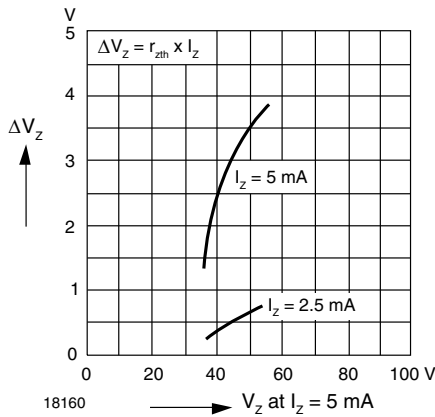


Fig. 13 - Change of Zener Voltage from Turn-on up to the Point of Thermal Equilibrium vs. Zener Voltage

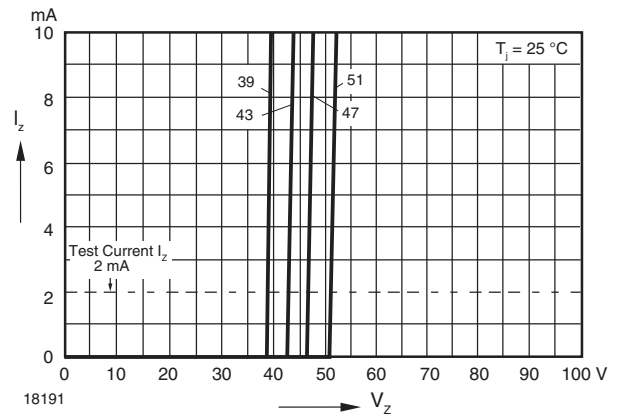


Fig. 16 - Breakdown Characteristics

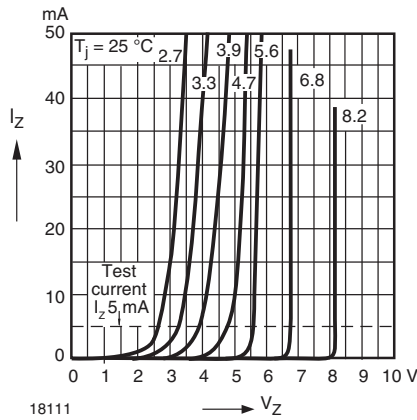


Fig. 14 - Breakdown Characteristics

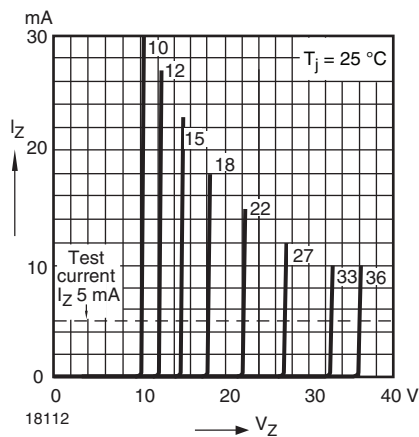
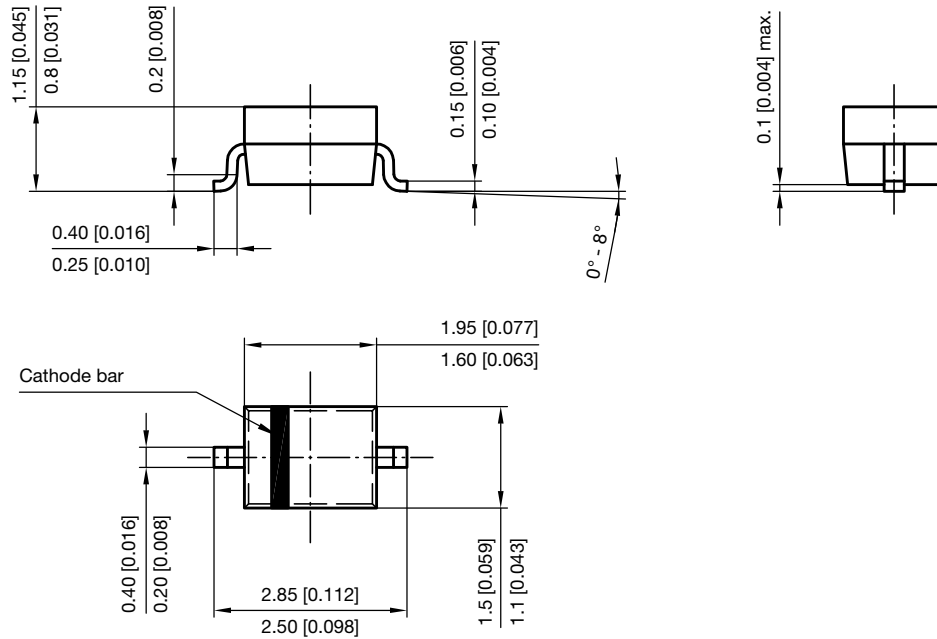


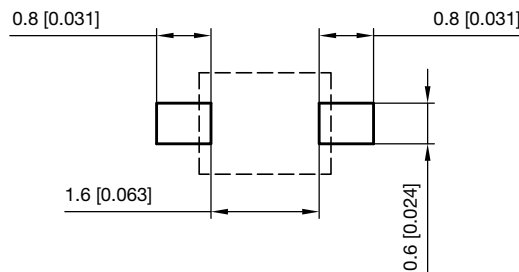
Fig. 15 - Breakdown Characteristics



PACKAGE DIMENSIONS in millimeters (inches): **SOD-323**



Footprint recommendation:



Document no.: S8-V-3910.02-001 (4)
Created - Date: 24.August.2004
Rev. 6 - Date: 23.Sept.2016
17443



Disclaimer

ALL PRODUCT, PRODUCT SPECIFICATIONS AND DATA ARE SUBJECT TO CHANGE WITHOUT NOTICE TO IMPROVE RELIABILITY, FUNCTION OR DESIGN OR OTHERWISE.

Vishay Intertechnology, Inc., its affiliates, agents, and employees, and all persons acting on its or their behalf (collectively, "Vishay"), disclaim any and all liability for any errors, inaccuracies or incompleteness contained in any datasheet or in any other disclosure relating to any product.

Vishay makes no warranty, representation or guarantee regarding the suitability of the products for any particular purpose or the continuing production of any product. To the maximum extent permitted by applicable law, Vishay disclaims (i) any and all liability arising out of the application or use of any product, (ii) any and all liability, including without limitation special, consequential or incidental damages, and (iii) any and all implied warranties, including warranties of fitness for particular purpose, non-infringement and merchantability.

Statements regarding the suitability of products for certain types of applications are based on Vishay's knowledge of typical requirements that are often placed on Vishay products in generic applications. Such statements are not binding statements about the suitability of products for a particular application. It is the customer's responsibility to validate that a particular product with the properties described in the product specification is suitable for use in a particular application. Parameters provided in datasheets and / or specifications may vary in different applications and performance may vary over time. All operating parameters, including typical parameters, must be validated for each customer application by the customer's technical experts. Product specifications do not expand or otherwise modify Vishay's terms and conditions of purchase, including but not limited to the warranty expressed therein.

Except as expressly indicated in writing, Vishay products are not designed for use in medical, life-saving, or life-sustaining applications or for any other application in which the failure of the Vishay product could result in personal injury or death. Customers using or selling Vishay products not expressly indicated for use in such applications do so at their own risk. Please contact authorized Vishay personnel to obtain written terms and conditions regarding products designed for such applications.

No license, express or implied, by estoppel or otherwise, to any intellectual property rights is granted by this document or by any conduct of Vishay. Product names and markings noted herein may be trademarks of their respective owners.

X-ON Electronics

Largest Supplier of Electrical and Electronic Components

Click to view similar products for [Zener Diodes](#) category:

Click to view products by [Vishay](#) manufacturer:

Other Similar products are found below :

[RKZ13B2KG#P1](#) [DL5234B](#) [1N4682](#) [1N4691](#) [1N4693](#) [1N4732A](#) [1N4733A-TR](#) [1N4736A](#) [1N4750A](#) [1N4759ARL](#) [1N5241B](#) [1N5365B](#)
[1N5369B](#) [1N747A](#) [1N959B](#) [1N964B](#) [1N966B](#) [1N968B](#) [1N972B](#) [NTE149A](#) [NTE5116A](#) [NTE5121A](#) [NTE5147A](#) [NTE5152A](#) [NTE5155A](#)
[NTE5164A](#) [JANS1N4974US](#) [1N4692](#) [1N4700](#) [1N4702](#) [1N4704](#) [1N4711](#) [1N4714](#) [1N4737A](#) [1N4745ARL](#) [1N4752A](#) [1N4752ARL](#)
[1N4760ARL](#) [1N5221B](#) [1N5236B](#) [1N5241BTR](#) [1N5242BTR](#) [1N5350B](#) [1N5352B](#) [1N961BRR1](#) [1N964BRL](#) [RKZ5.1BKU#P6](#)
[3SMAJ5950B-TP](#) [3SMBJ5925B-TP](#) [TDZTR24](#)