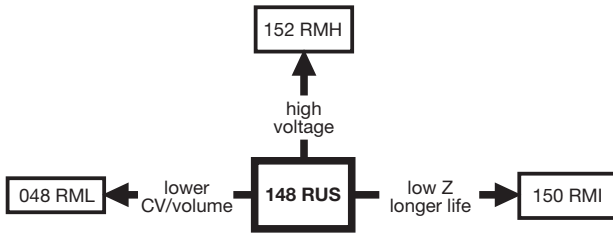


Aluminum Electrolytic Capacitors

Radial, Ultra High CV per Volume, Semi-Professional


**RoHS
COMPLIANT**
FEATURES

- Very long useful life: 3000 h at 105 °C
- Miniaturized, ultra high CV-product per unit volume
- Polarized aluminum electrolytic capacitors, non-solid electrolyte
- Radial leads, cylindrical aluminum case with pressure relief, insulated with a blue sleeve
- Charge and discharge proof
- Material categorization: for definitions of compliance please see www.vishay.com/doc?99912

APPLICATIONS

- EDP, telecommunication, industrial, automotive and audio-video
- Smoothing, filtering, buffering in SMPS, timing
- Portable and mobile equipment (small size, low mass)

MARKING

The capacitors are marked (where possible) with the following information:

- Rated capacitance value (in μF)
- Tolerance on rated capacitance, code letter in accordance with IEC 60062 (M for $\pm 20\%$)
- Rated voltage (in V)
- Date code, in accordance with IEC 60062
- Code indicating factory of origin
- Name of manufacturer
- Upper category temperature (105 °C)
- Negative terminal identification
- Series number (148)

QUICK REFERENCE DATA	
DESCRIPTION	VALUE
Nominal case sizes ($\varnothing D \times L$ in mm)	10 x 12 to 18 x 35
Rated capacitance range, C_R	47 μF to 22 000 μF
Tolerance on C_R	$\pm 20\%$
Rated voltage range, U_R	6.3 V to 100 V
Category temperature range	-40 °C to +105 °C
Endurance test at 105 °C:	
Case $\varnothing D = 10$ mm	1000 h
Case $\varnothing D \geq 12.5$ mm	2000 h
Useful life at 105 °C:	
Case $\varnothing D = 10$ mm	2000 h
Case $\varnothing D \geq 12.5$ mm	3000 h
Useful life at 40 °C, 1.6 x I_R applied:	
Case $\varnothing D = 10$ mm	140 000 h
Case $\varnothing D \geq 12.5$ mm	200 000 h
Shelf life at 0 V, 105 °C	1000 h
Based on sectional specification	IEC 60384-4 / EN 130300
Climatic category IEC 60068	40 / 105 / 56

SELECTION CHART FOR C_R , U_R , AND RELEVANT NOMINAL CASE SIZES ($\varnothing D \times L$ in mm)								
C_R (μF)	U_R (V)							
	6.3	10	16	25	35	50	63	100
47	-	-	-	-	-	-	-	10 x 12
68	-	-	-	-	-	-	-	10 x 16
100	-	-	-	-	-	-	10 x 12	10 x 20
150	-	-	-	-	-	-	-	12.5 x 20
220	-	-	-	-	-	10 x 12	10 x 16	12.5 x 25
	-	-	-	-	-	-	-	16 x 20
330	-	-	-	-	10 x 12	10 x 16	12.5 x 20	16 x 25
470	-	-	-	10 x 12	10 x 16	10 x 20	12.5 x 20	16 x 31
680	-	-	10 x 12	10 x 16	10 x 20	12.5 x 20	12.5 x 25	-
	-	-	-	-	-	-	16 x 20	-
1000	-	10 x 12	10 x 16	10 x 20	12.5 x 20	12.5 x 25	16 x 25	-
	-	-	-	-	-	16 x 20	-	-

SELECTION CHART FOR C_R, U_R, AND RELEVANT NOMINAL CASE SIZES ($\varnothing D \times L$ in mm)								
C_R (μF)	U_R (V)							
	6.3	10	16	25	35	50	63	100
1500	-	10 x 16	10 x 20	12.5 x 20	12.5 x 25	16 x 25	16 x 31	-
	-	-	-	-	16 x 20	-	-	-
2200	10 x 16	10 x 20	12.5 x 20	12.5 x 25	16 x 25	16 x 31	18 x 35	-
	-	-	-	16 x 20	-	-	-	-
3300	-	12.5 x 20	12.5 x 25	16 x 25	16 x 31	18 x 35	-	-
	-	-	16 x 20	-	-	-	-	-
4700	12.5 x 20	12.5 x 25	16 x 25	16 x 31	18 x 35	-	-	-
	-	16 x 20	-	-	-	-	-	-
6800	16 x 20	16 x 25	16 x 31	18 x 35	-	-	-	-
10 000	16 x 25	16 x 31	18 x 35	-	-	-	-	-
15 000	16 x 31	18 x 35	-	-	-	-	-	-
22 000	18 x 35	-	-	-	-	-	-	-

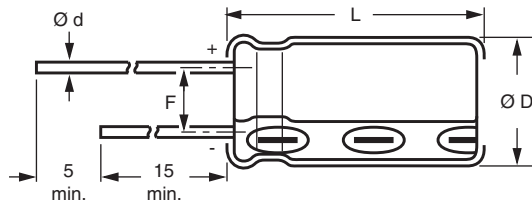
DIMENSIONS in millimeters, AND AVAILABLE FORMS


Fig. 2 - Form CA: Long leads

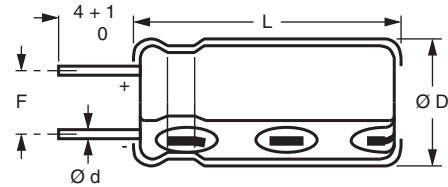


Fig. 3 - Form CB: Cut leads

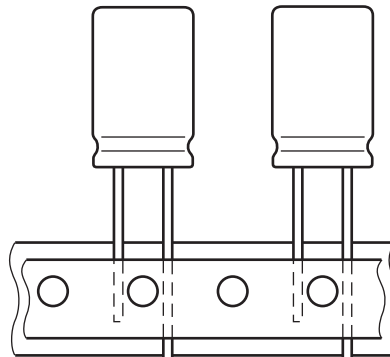


Fig. 4 - Form TFA: Taped in box (ammopack)

Table 1

DIMENSIONS in millimeters, MASS, AND PACKAGING QUANTITIES									
NOMINAL CASE SIZE $\varnothing D \times L$	CASE CODE	$\varnothing d$	$\varnothing D_{max.}$	$L_{max.}$	F	MASS (g)	PACKAGING QUANTITIES		
							FORM CA	FORM CB	FORM TFA
10 x 12	14	0.6	10.5	13.5	5.0 ± 0.5	≈ 1.6	1000	500	800
10 x 16	15	0.6	10.5	17.5	5.0 ± 0.5	≈ 1.9	500	500	800
10 x 20	16	0.6	10.5	22.0	5.0 ± 0.5	≈ 2.2	500	500	800
12.5 x 20	17	0.6	13.0	22.0	5.0 ± 0.5	≈ 4.0	500	500	500
12.5 x 25	18	0.6	13.0	27.0	5.0 ± 0.5	≈ 5.0	250	250	500
16 x 20	19a	0.8	16.5	22.0	7.5 ± 0.5	≈ 6.0	250	250	250
16 x 25	19	0.8	16.5	27.0	7.5 ± 0.5	≈ 8.0	250	250	250
16 x 31	20	0.8	16.5	33.5	7.5 ± 0.5	≈ 9.0	100	100	250
18 x 35	22	0.8	18.5	37.5	7.5 ± 0.5	≈ 14.5	100	100	-

Note

- For detailed tape dimensions, please see www.vishay.com/doc?28360



ELECTRICAL DATA	
SYMBOL	DESCRIPTION
C _R	Rated capacitance at 100 Hz, tolerance ± 20 %
I _R	Rated RMS ripple current at 100 Hz, 105 °C
I _{L2}	Max. leakage current after 2 min at U _R
tan δ	Max. dissipation factor at 100 Hz
Z	Max. impedance at 100 kHz

ORDERING EXAMPLE

Electrolytic capacitor 148 series
 470 µF / 25 V; ± 20 %
 Nominal case size: Ø 10 mm x 12 mm; form TFA
 Ordering code: MAL214836471E3
 Former 12NC: 2222 148 36471

Note

- Unless otherwise specified, all electrical values in Table 2 apply at T_{amb} = 20 °C, P = 86 kPa to 106 kPa, RH = 45 % to 75 %.

Table 2

ELECTRICAL DATA AND ORDERING INFORMATION											
U _R (V)	C _R 100 Hz (µF)	NOMINAL CASE SIZE Ø D x L (mm)	I _R 100 Hz 105 °C (mA)	I _{L2} 2 min (µA)	tan δ 100 Hz	Z 100 kHz 20 °C (Ω)	Z 100 kHz -40 °C (Ω)	FREQ. CODE ⁽¹⁾	ORDERING CODE MAL2148.....		
									BULK PACKAGING		TAPED
									FORM CA	FORM CB	FORM TFA
6.3	2200	10 x 16	720	139	0.30	0.170	1.90	MF1	53222E3	63222E3	33222E3
	4700	12.5 x 20	1100	296	0.34	0.085	0.60	MF1	53472E3	63472E3	33472E3
	6800	16 x 20	1210	428	0.38	0.060	0.30	MF1	53682E3	63682E3	33682E3
	10 000	16 x 25	1660	630	0.46	0.045	0.25	MF1	53103E3	63103E3	33103E3
	15 000	16 x 31	2050	945	0.56	0.033	0.15	MF1	53153E3	63153E3	33153E3
	22 000	18 x 35	2350	1386	0.66	0.032	0.15	MF1	53223E3	63223E3	-
10	1000	10 x 12	460	100	0.24	0.240	3.00	MF1	54102E3	64102E3	34102E3
	1500	10 x 16	620	150	0.24	0.170	1.90	MF1	54152E3	64152E3	34152E3
	2200	10 x 20	750	220	0.26	0.130	1.50	MF1	54222E3	64222E3	34222E3
	3300	12.5 x 20	1010	330	0.28	0.085	0.60	MF1	54332E3	64332E3	34332E3
	4700	12.5 x 25	1260	470	0.30	0.065	0.50	MF1	54472E3	64472E3	34472E3
	4700	16 x 20	1260	470	0.30	0.060	0.30	MF1	94475E3	94476E3	94473E3
	6800	16 x 25	1590	680	0.34	0.045	0.25	MF1	54682E3	64682E3	34682E3
	10 000	16 x 31	1910	1000	0.42	0.033	0.15	MF1	54103E3	64103E3	34103E3
	15 000	18 x 35	2200	1500	0.52	0.032	0.15	MF1	54153E3	64153E3	-
16	680	10 x 12	450	109	0.20	0.240	3.00	MF1	55681E3	65681E3	35681E3
	1000	10 x 16	570	160	0.20	0.180	2.00	MF1	55102E3	65102E3	35102E3
	1500	10 x 20	720	240	0.20	0.130	1.50	MF1	55152E3	65152E3	35152E3
	2200	12.5 x 20	930	352	0.22	0.090	0.60	MF1	55222E3	65222E3	35222E3
	3300	12.5 x 25	1180	528	0.24	0.065	0.50	MF1	55332E3	65332E3	35332E3
	3300	16 x 20	1120	528	0.24	0.060	0.30	MF1	95335E3	95336E3	95333E3
	4700	16 x 25	1480	752	0.26	0.045	0.25	MF1	55472E3	65472E3	35472E3
	6800	16 x 31	1790	1088	0.30	0.035	0.20	MF1	55682E3	65682E3	35682E3
	10 000	18 x 35	2100	1600	0.36	0.032	0.20	MF1	55103E3	65103E3	-
	25	470	10 x 12	410	118	0.16	0.260	3.20	MF1	56471E3	66471E3
680		10 x 16	550	170	0.16	0.190	2.10	MF1	56681E3	66681E3	36681E3
1000		10 x 20	690	250	0.16	0.130	1.50	MF1	56102E3	66102E3	36102E3
1500		12.5 x 20	850	375	0.16	0.100	0.70	MF1	56152E3	66152E3	36152E3
2200		12.5 x 25	1110	550	0.18	0.070	0.50	MF1	56222E3	66222E3	36222E3
2200		16 x 20	1050	550	0.18	0.060	0.30	MF1	96225E3	96226E3	96223E3
3300		16 x 25	1420	825	0.20	0.045	0.25	MF1	56332E3	66332E3	36332E3
4700		16 x 31	1750	1175	0.22	0.035	0.20	MF1	56472E3	66472E3	36472E3
6800	18 x 35	2050	1700	0.26	0.033	0.20	MF1	56682E3	66682E3	-	



ELECTRICAL DATA AND ORDERING INFORMATION											
U _R (V)	C _R 100 Hz (μF)	NOMINAL CASE SIZE Ø D x L (mm)	I _R 100 Hz 105 °C (mA)	I _{L2} 2 min (μA)	tan δ 100 Hz	Z 100 kHz 20 °C (Ω)	Z 100 kHz -40 °C (Ω)	FREQ. CODE ⁽¹⁾	ORDERING CODE MAL2148.....		
									BULK PACKAGING		TAPED
									FORM CA	FORM CB	FORM TFA
35	330	10 x 12	350	116	0.14	0.270	3.30	MF2	50331E3	60331E3	30331E3
	470	10 x 16	480	165	0.14	0.190	2.10	MF2	50471E3	60471E3	30471E3
	680	10 x 20	580	238	0.14	0.140	1.60	MF2	50681E3	60681E3	30681E3
	1000	12.5 x 20	810	350	0.14	0.100	0.70	MF2	50102E3	60102E3	30102E3
	1500	12.5 x 25	950	525	0.14	0.070	0.50	MF2	50152E3	60152E3	30152E3
	1500	16 x 20	970	525	0.14	0.063	0.30	MF2	90155E3	90156E3	90153E3
	2200	16 x 25	1270	770	0.16	0.045	0.25	MF2	50222E3	60222E3	30222E3
	3300	16 x 31	1620	1155	0.18	0.037	0.20	MF2	50332E3	60332E3	30332E3
4700	18 x 35	1930	1645	0.20	0.033	0.20	MF2	50472E3	60472E3	-	
50	220	10 x 12	330	110	0.12	0.280	3.40	MF3	51221E3	61221E3	31221E3
	330	10 x 16	420	165	0.12	0.200	2.20	MF3	51331E3	61331E3	31331E3
	470	10 x 20	530	235	0.12	0.140	1.60	MF3	51471E3	61471E3	31471E3
	680	12.5 x 20	720	340	0.12	0.100	0.70	MF3	51681E3	61681E3	31681E3
	1000	12.5 x 25	950	500	0.12	0.070	0.50	MF3	51102E3	61102E3	31102E3
	1000	16 x 20	880	500	0.12	0.068	0.35	MF3	91105E3	91106E3	91103E3
	1500	16 x 25	1180	750	0.12	0.047	0.30	MF3	51152E3	61152E3	31152E3
	2200	16 x 31	1520	1100	0.14	0.039	0.20	MF3	51222E3	61222E3	31222E3
3300	18 x 35	1810	1650	0.16	0.035	0.20	MF3	51332E3	61332E3	-	
63	100	10 x 12	230	63	0.10	0.320	3.90	MF3	58101E3	68101E3	38101E3
	220	10 x 16	350	139	0.10	0.240	2.70	MF3	58221E3	68221E3	38221E3
	330	12.5 x 20	540	208	0.10	0.130	0.90	MF3	58331E3	68331E3	38331E3
	470	12.5 x 20	540	296	0.10	0.130	0.90	MF3	58471E3	68471E3	38471E3
	680	12.5 x 25	760	428	0.10	0.085	0.65	MF3	58681E3	68681E3	38681E3
	680	16 x 20	820	428	0.10	0.070	0.50	MF3	98685E3	98686E3	98683E3
	1000	16 x 25	980	630	0.10	0.049	0.25	MF3	58102E3	68102E3	38102E3
	1500	16 x 31	1390	945	0.10	0.042	0.20	MF3	58152E3	68152E3	38152E3
2200	18 x 35	1670	1386	0.12	0.038	0.20	MF3	58222E3	68222E3	-	
100	47	10 x 12	165	47	0.08	0.640	19.20	MF3	59479E3	69479E3	39479E3
	68	10 x 16	190	68	0.08	0.580	17.40	MF3	59689E3	69689E3	39689E3
	100	10 x 20	260	100	0.08	0.380	11.40	MF3	59101E3	69101E3	39101E3
	150	12.5 x 20	360	150	0.08	0.260	7.80	MF3	59151E3	69151E3	39151E3
	220	12.5 x 25	440	220	0.08	0.170	5.10	MF3	59221E3	69221E3	39221E3
	220	16 x 20	590	220	0.08	0.140	4.20	MF3	99225E3	99226E3	99223E3
	330	16 x 25	630	330	0.08	0.120	3.60	MF3	59331E3	69331E3	39331E3
	470	16 x 31	750	470	0.08	0.100	3.00	MF3	59471E3	69471E3	39471E3

ADDITIONAL ELECTRICAL DATA		
PARAMETER	CONDITIONS	VALUE
Voltage		
Surge voltage		$U_s \leq 1.15 U_R$
Reverse voltage		$U_{rev} \leq 1 V$
Current		
Leakage current	After 2 min at U_R	$I_{L2} \leq 0.01 C_R \times U_R$
	After 5 min at U_R	$I_{L5} \leq 0.002 C_R \times U_R$
Inductance		
Equivalent series inductance (ESL)	Case $\varnothing D = 10 \text{ mm}$	Typ. 16 nH
	Case $\varnothing D \geq 12.5 \text{ mm}$	Typ. 18 nH
Resistance		
Equivalent series resistance (ESR)	Calculated from $\tan \delta_{max}$ and C_R (see Table 2)	$ESR = \tan \delta/2 \pi f C_R$

CAPACITANCE (C)

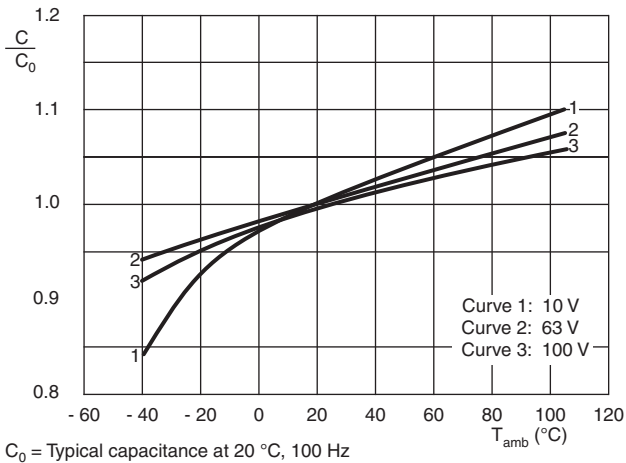


Fig. 5 - Typical multiplier of capacitance as a function of ambient temperature

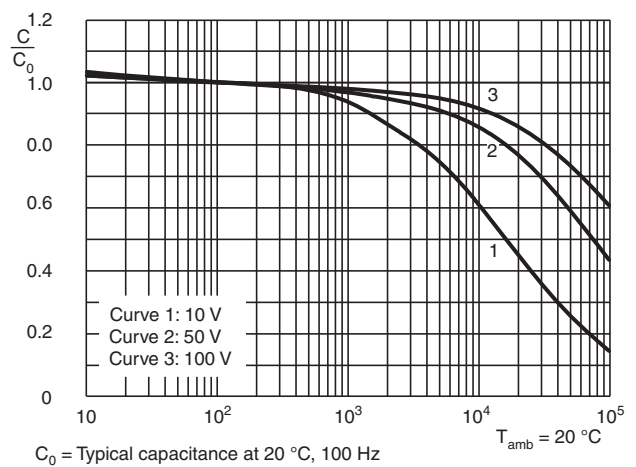


Fig. 6 - Typical multiplier of capacitance as a function of frequency

EQUIVALENT SERIES RESISTANCE (ESR)

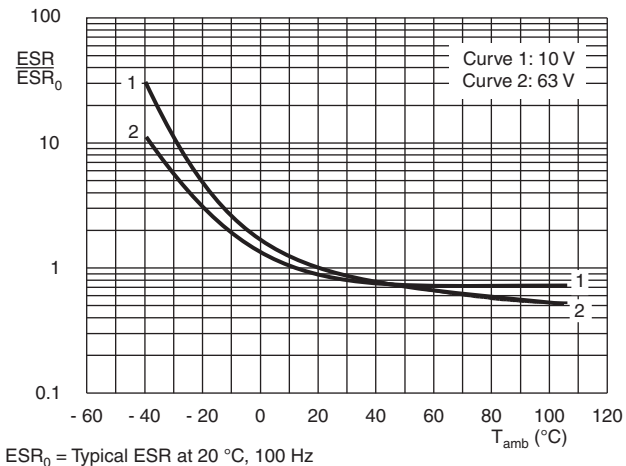


Fig. 7 - Multiplier of ESR as a function of ambient temperature

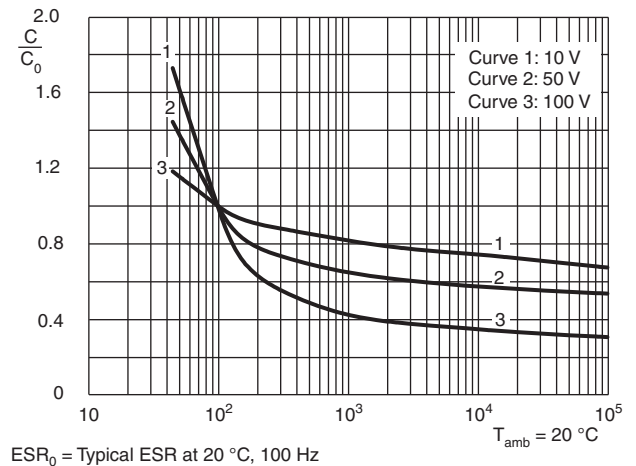
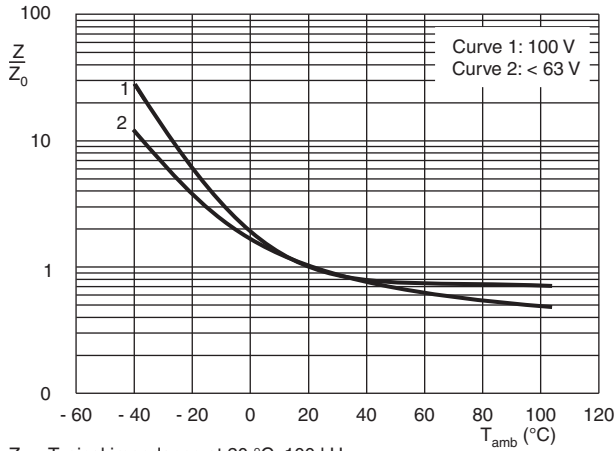


Fig. 8 - Multiplier of ESR as a function of frequency

IMPEDANCE (Z)



Z_0 = Typical impedance at 20 °C, 100 kHz

Fig. 9 - Multiplier of impedance as a function of ambient temperature

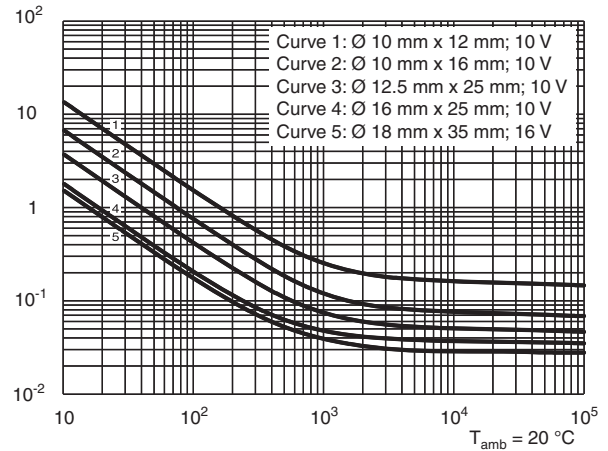


Fig. 10 - Typical impedance as a function of frequency

IMPEDANCE (Z)

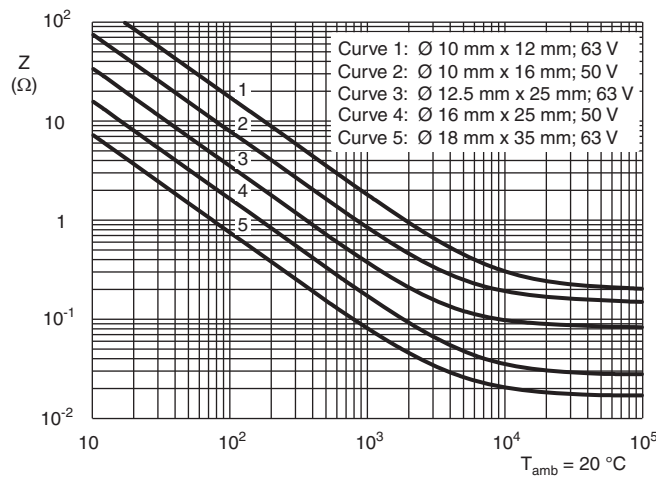


Fig. 11 - Typical impedance as a function of frequency

RIPPLE CURRENT AND USEFUL LIFE

Table 3

ENDURANCE TEST DURATION AND USEFUL LIFE		
NOMINAL CASE SIZE Ø D x L (mm)	ENDURANCE AT 105 °C (h)	USEFUL LIFE AT 105 °C (h)
10 x 12	1000	2000
10 x 16	1000	2000
10 x 20	1000	2000
12.5 x 20	2000	3000
12.5 x 25	2000	3000
16 x 20	2000	3000
16 x 25	2000	3000
16 x 31	2000	3000
18 x 35	2000	3000

Note

- Multiplier of useful life code: CCC206

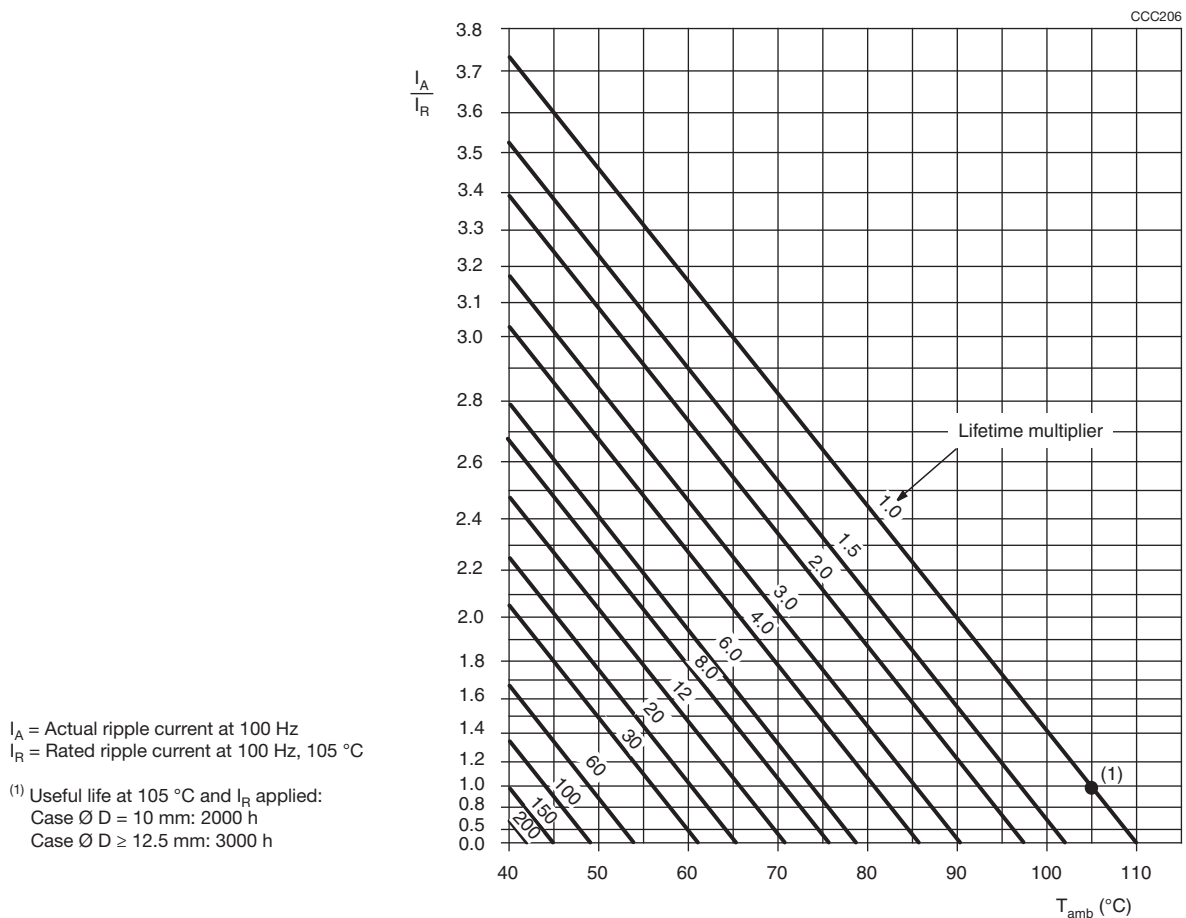


Fig. 12 - Multiplier of useful life as a function of ambient ripple current load

Table 4

MULTIPLIER OF RIPPLE CURRENT (I_R) AS A FUNCTION OF FREQUENCY						
FREQ. CODE	FREQUENCY (Hz)					
	50	100	300	1000	3000	≥ 10 000
I_R MULTIPLIER						
MF1	0.95	1.00	1.07	1.12	1.15	1.20
MF2	0.85	1.00	1.20	1.30	1.35	1.40
MF3	0.80	1.00	1.25	1.40	1.50	1.60

TEST PROCEDURES AND REQUIREMENTS			
TEST		PROCEDURE (quick reference)	REQUIREMENTS
NAME OF TEST	REFERENCE		
Endurance	IEC 60384-4 / EN 130300 subclause 4.13	$T_{amb} = 105\text{ °C}$; U_R applied Case $\varnothing D = 10\text{ mm}$: 1000 h Case $\varnothing D \geq 12.5\text{ mm}$: 2000 h	$U_R = 6.3\text{ V}$; $\Delta C/C$: +15 % / -30 % $U_R \geq 10\text{ V}$; $\Delta C/C$: ± 20 % $\tan \delta \leq 2 \times \text{spec. limit}$ $Z \leq 2 \times \text{spec. limit}$ $I_{L5} \leq \text{spec. limit}$
Useful life	CECC 30301 subclause 1.8.1	$T_{amb} = 105\text{ °C}$; U_R and I_R applied Case $\varnothing D = 10\text{ mm}$: 2000 h Case $\varnothing D \geq 12.5\text{ mm}$: 3000 h	$U_R = 6.3\text{ V}$; $\Delta C/C$: +45 % / -50 % $U_R \geq 10\text{ V}$; $\Delta C/C$: ± 45 % $\tan \delta \leq 3 \times \text{spec. limit}$ $Z \leq 3 \times \text{spec. limit}$ $I_{L5} \leq \text{spec. limit}$ no short or open circuit total failure percentage: ≤ 1 %
Shelf life (storage at high temperature)	IEC 60384-4 / EN 130300 subclause 4.17	$T_{amb} = 105\text{ °C}$; no voltage applied; 1000 h After test: U_R to be applied for 30 min, 24 h to 48 h before measurement	$U_R = 6.3\text{ V}$; $\Delta C/C$: +15 % / -30 % $U_R \geq 10\text{ V}$; $\Delta C/C$: ± 20 % $\tan \delta \leq 2 \times \text{spec. limit}$ $Z \leq 2 \times \text{spec. limit}$ $I_{L5} \leq 2 \times \text{spec. limit}$
Surge	IEC 60384-4 / EN 130300 subclause 4.14	From source of $1.15 \times U_R$; $RC = 0.1 \pm 0.05\text{ s}$; 1000 cycles of 30 s on, 330 s off, at 105 °C	$\Delta C/C$: ± 20 % $\tan \delta \leq 1.5 \times \text{spec. limit}$ $I_{L5} \leq \text{spec. limit}$
Reverse voltage	IEC 60384-4 / EN 130300 subclause 4.15	$T_{amb} = 105\text{ °C}$; 125 h at $U = -1\text{ V}$, followed by 125 h at U_R	$\Delta C/C$: ± 15 % $\tan \delta \leq 1.5 \times \text{spec. limit}$ $I_{L5} \leq \text{spec. limit}$

Statements about product lifetime are based on calculations and internal testing. They should only be interpreted as estimations. Also due to external factors, the lifetime in the field application may deviate from the calculated lifetime. In general, nothing stated herein shall be construed as a guarantee of durability.



Disclaimer

ALL PRODUCT, PRODUCT SPECIFICATIONS AND DATA ARE SUBJECT TO CHANGE WITHOUT NOTICE TO IMPROVE RELIABILITY, FUNCTION OR DESIGN OR OTHERWISE.

Vishay Intertechnology, Inc., its affiliates, agents, and employees, and all persons acting on its or their behalf (collectively, "Vishay"), disclaim any and all liability for any errors, inaccuracies or incompleteness contained in any datasheet or in any other disclosure relating to any product.

Vishay makes no warranty, representation or guarantee regarding the suitability of the products for any particular purpose or the continuing production of any product. To the maximum extent permitted by applicable law, Vishay disclaims (i) any and all liability arising out of the application or use of any product, (ii) any and all liability, including without limitation special, consequential or incidental damages, and (iii) any and all implied warranties, including warranties of fitness for particular purpose, non-infringement and merchantability.

Statements regarding the suitability of products for certain types of applications are based on Vishay's knowledge of typical requirements that are often placed on Vishay products in generic applications. Such statements are not binding statements about the suitability of products for a particular application. It is the customer's responsibility to validate that a particular product with the properties described in the product specification is suitable for use in a particular application. Parameters provided in datasheets and / or specifications may vary in different applications and performance may vary over time. All operating parameters, including typical parameters, must be validated for each customer application by the customer's technical experts. Product specifications do not expand or otherwise modify Vishay's terms and conditions of purchase, including but not limited to the warranty expressed therein.

Hyperlinks included in this datasheet may direct users to third-party websites. These links are provided as a convenience and for informational purposes only. Inclusion of these hyperlinks does not constitute an endorsement or an approval by Vishay of any of the products, services or opinions of the corporation, organization or individual associated with the third-party website. Vishay disclaims any and all liability and bears no responsibility for the accuracy, legality or content of the third-party website or for that of subsequent links.

Except as expressly indicated in writing, Vishay products are not designed for use in medical, life-saving, or life-sustaining applications or for any other application in which the failure of the Vishay product could result in personal injury or death. Customers using or selling Vishay products not expressly indicated for use in such applications do so at their own risk. Please contact authorized Vishay personnel to obtain written terms and conditions regarding products designed for such applications.

No license, express or implied, by estoppel or otherwise, to any intellectual property rights is granted by this document or by any conduct of Vishay. Product names and markings noted herein may be trademarks of their respective owners.

X-ON Electronics

Largest Supplier of Electrical and Electronic Components

Click to view similar products for [Aluminium Electrolytic Capacitors - Radial Leaded](#) category:

Click to view products by [Vishay](#) manufacturer:

Other Similar products are found below :

[LXY50VB4.7M-5X11](#) [RFO-100V471MJ7P#](#) [B41041A2687M8](#) [B41041A7226M8](#) [B41044A7157M6](#) [EKZM160ETD471MHB5D](#) [EPA-201ELL151MM25S](#) [1814181](#) [NCD681K10KVY5PF](#) [KM4700/16](#) [KME50VB100M-8X11.5](#) [SG220M1CSA-0407](#) [ES5107M016AE1DA](#) [ESMG160ETD102MJ16S](#) [ESRL25V330](#) [ESX472M16B](#) [SZ010M1500A5S-1015](#) [227RZS050M](#) [476CKH100MSA](#) [477CKR100M](#) [KME25VB100M-6.3X11](#) [XRL50V22](#) [052687X](#) [107CKR010M](#) [EKMA500ELL4R7ME07D](#) [NRE-S560M16V6.3X7TBSTF](#) [RGA221M1CTA-0611G](#) [ERZA630VHN182UP54N](#) [UPL1A331MPH](#) [MAL214658821E3](#) [SK107M025AE3EAKPLP](#) [B43827A1106M8](#) [B41022A5686M6](#) [EKMA160EC3101MF07D](#) [ESMG160ETD221MF11D](#) [EKZH160ETD152MJ20S](#) [RBD-25V100KE3#N](#) [EKMA350ELL100ME07D](#) [ESMG160ETD101ME11D](#) [EGXF500ELL561ML15S](#) [B41896C5278M](#) [B41851A8107M000](#) [EKMA160ETD470MF07D](#) [UHW1J102MHD6510D476M035CC3DE3](#) [63ZLH560MEFCG412.5X30](#) [B41888C5477M000](#) [RD2E476M12025BB](#) [KF101M40018x30A](#) [JRG1E222M05001300350000B](#)