

## Aluminum Electrolytic Capacitors Radial Miniature, High Voltage

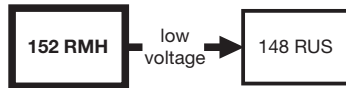


Fig. 1

 AUTOMOTIVE  
GRADE

**RoHS**  
COMPLIANT

### FEATURES

- Long useful life: 3000 h to 4000 h at 105 °C
- AEC-Q200 qualified
- Miniaturized, ultra high CV-product per unit volume
- High reliability
- Polarized aluminum electrolytic capacitors, non-solid electrolyte
- Radial leads, cylindrical aluminum case, insulated with a blue sleeve
- Pressure relief
- Charge and discharge proof
- Material categorization: for definitions of compliance please see [www.vishay.com/doc?99912](http://www.vishay.com/doc?99912)

### APPLICATIONS

- Automotive
- High-reliability and professional applications
- Lighting, monitors, consumer electronics, general industrial
- Filtering of high voltages in power supplies

### MARKING

The capacitors are marked (where possible) with the following information:

- Rated capacitance value (in  $\mu\text{F}$ )
- Tolerance on rated capacitance, code letter in accordance with IEC 60062 (M for  $\pm 20\%$ )
- Rated voltage (in V)
- Date code, in accordance with IEC 60062
- Code indicating factory of origin
- Name of manufacturer
- Upper category temperature (105 °C)
- Negative terminal identification
- Series number (152)

QUICK REFERENCE DATA	
DESCRIPTION	VALUE
Nominal case sizes ( $\varnothing D \times L$ in mm)	10 x 12 to 18 x 35
Rated capacitance range, $C_R$	1.5 $\mu\text{F}$ to 220 $\mu\text{F}$
Tolerance on $C_R$	$\pm 20\%$
Rated voltage range, $U_R$	200 V to 450 V
Category temperature range	-40 °C to +105 °C
Endurance test at 105 °C	2000 h
Useful life at 105 °C:	
Case $\varnothing D = 10$ mm and 12.5 mm	3000 h
Case $\varnothing D = 16$ mm and 18 mm	4000 h
Useful life at 40 °C, $1.6 \times I_R$ applied:	
Case $\varnothing D = 10$ mm and 12.5 mm	200 000 h
Case $\varnothing D = 16$ mm and 18 mm	260 000 h
Shelf life at 0 V, 105 °C	1000 h
Based on sectional specification	IEC 60384-4 / EN 130300
Climatic category IEC 60068	40 / 105 / 56

SELECTION CHART FOR $C_R$ , $U_R$ , AND RELEVANT NOMINAL CASE SIZES ( $\varnothing D \times L$ in mm)				
$C_R$ ( $\mu\text{F}$ )	$U_R$ (V)			
	200	250	400	450
1.5	-	-	-	10 x 12
2.2	-	-	10 x 12	10 x 16
4.7	-	-	10 x 16	10 x 20
	-	-	10 x 12	-
6.8	-	-	10 x 16	12.5 x 20
10	10 x 12	10 x 16	10 x 20	12.5 x 20
	10 x 16	12.5 x 20	12.5 x 25	16 x 25
22	-	-	16 x 20	18 x 20
	10 x 20	12.5 x 20	16 x 20	16 x 35
33	-	-	-	18 x 25
	12.5 x 20	12.5 x 25	16 x 25	18 x 35
47	-	16 x 20	-	-
	12.5 x 25	-	16 x 35	-
100	16 x 20	16 x 25	18 x 35	-
220	16 x 35	-	-	-

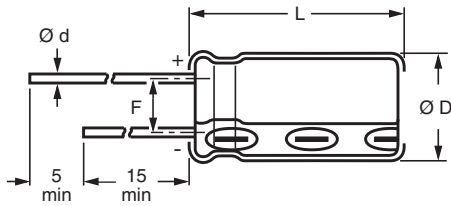
**DIMENSIONS in millimeters AND AVAILABLE FORMS**


Fig. 2 - Form CA: Long leads

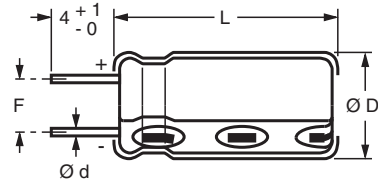


Fig. 3 - Form CB: Cut leads

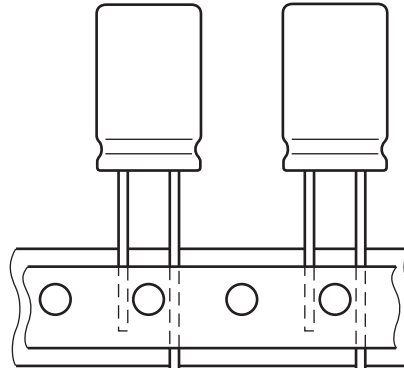


Fig. 4 - Form TFA: Taped in box (ammopack)

Table 1

DIMENSIONS in millimeters, MASS AND PACKAGING QUANTITIES									
NOMINAL CASE SIZE Ø D x L	CASE CODE	Ø d	Ø D <sub>max.</sub>	L <sub>max.</sub>	F	MASS (g)	PACKAGING QUANTITIES		
							FORM CA	FORM CB	FORM TFA
10 x 12	14	0.6	10.5	13.5	5.0 ± 0.5	≈ 1.6	1000	500	800
10 x 16	15	0.6	10.5	17.5	5.0 ± 0.5	≈ 1.9	500	500	800
10 x 20	16	0.6	10.5	22.0	5.0 ± 0.5	≈ 2.2	500	500	800
12.5 x 20	17	0.6	13.0	22.0	5.0 ± 0.5	≈ 4.0	500	500	500
12.5 x 25	18	0.6	13.0	27.0	5.0 ± 0.5	≈ 5.0	250	250	500
16 x 20	19a	0.8	16.5	22.0	7.5 ± 0.5	≈ 6.0	250	250	250
16 x 25	19	0.8	16.5	27.0	7.5 ± 0.5	≈ 8.0	250	250	250
16 x 35	21	0.8	16.5	37.5	7.5 ± 0.5	≈ 11.0	100	100	-
18 x 20	1820	0.8	18.5	22.0	7.5 ± 0.5	≈ 8.0	100	100	-
18 x 25	1825	0.8	18.5	27.0	7.5 ± 0.5	≈ 10.0	100	100	-
18 x 35	22	0.8	18.5	37.5	7.5 ± 0.5	≈ 14.5	100	100	-

**Note**

- For detailed tape dimensions please see [www.vishay.com/doc?28360](http://www.vishay.com/doc?28360)

ELECTRICAL DATA	
SYMBOL	DESCRIPTION
C <sub>R</sub>	Rated capacitance at 100 Hz, tolerance ± 20 %
I <sub>R</sub>	Rated RMS ripple current at 100 Hz, 105 °C
I <sub>L1</sub>	Max. leakage current after 1 min at U <sub>R</sub>
tan δ	Max. dissipation factor at 100 Hz
Z	Max. impedance at 10 kHz

**Note**

- Unless otherwise specified, all electrical values in Table 2 apply at T<sub>amb</sub> = 20 °C, P = 86 kPa to 106 kPa, RH = 45 % to 75 %.

**ORDERING EXAMPLE**

Electrolytic capacitor 152 series

4.7 µF / 400 V; ± 20 %

Nominal case size: Ø 10 mm x 16 mm; form TFA

Ordering code: MAL215236478E3

Former 12NC: 2222 152 36478



Table 2

ELECTRICAL DATA AND ORDERING INFORMATION									
U <sub>R</sub> (V)	C <sub>R</sub> 100 Hz (μF)	NOMINAL CASE SIZE Ø D x L (mm)	I <sub>R</sub> 100 Hz 105 °C (mA)	I <sub>L1</sub> 1 min (μA)	tan δ 100 Hz	Z 10 kHz (Ω)	ORDERING CODE MAL2152 .....		
							BULK PACKAGING		TAPED
							FORM CA	FORM CB	FORM TFA
200	10	10 x 12	85	130	0.12	6.3	52109E3	62109E3	32109E3
	22	10 x 16	120	202	0.12	3.2	52229E3	62229E3	32229E3
	33	10 x 20	150	268	0.12	2.3	52339E3	62339E3	32339E3
	47	12.5 x 20	240	352	0.12	0.9	52479E3	62479E3	32479E3
	68	12.5 x 25	310	478	0.12	0.6	52689E3	62689E3	32689E3
	100	16 x 20	340	670	0.12	0.4	52101E3	62101E3	32101E3
	220	16 x 35	630	1390	0.12	0.2	52221E3	62221E3	-
250	10	10 x 16	105	145	0.12	6.3	53109E3	63109E3	33109E3
	22	12.5 x 20	180	235	0.12	2.3	53229E3	63229E3	33229E3
	33	12.5 x 20	180	318	0.12	1.5	53339E3	63339E3	33339E3
	47	12.5 x 25	310	423	0.12	0.9	53479E3	63479E3	33479E3
	47	16 x 20	310	423	0.12	0.9	93475E3	93476E3	93473E3
	100	16 x 25	340	820	0.12	0.4	53101E3	63101E3	33101E3
400	2.2	10 x 12	44	96	0.15	28.0	56228E3	66228E3	36228E3
	4.7	10 x 12	48	127	0.15	24.0	96475E3	96476E3	96473E3
	4.7	10 x 16	65	126	0.15	18.0	56478E3	66478E3	36478E3
	6.8	10 x 16	65	152	0.15	12.0	56688E3	66688E3	36688E3
	10	10 x 20	80	190	0.15	9.0	56109E3	66109E3	36109E3
	22	12.5 x 25	150	334	0.15	3.8	56229E3	66229E3	36229E3
	22	16 x 20	150	334	0.15	3.8	96225E3	96226E3	96223E3
	33	16 x 20	190	466	0.15	2.6	56339E3	66339E3	36339E3
	47	16 x 25	240	634	0.15	2.0	56479E3	66479E3	36479E3
	68	16 x 35	310	886	0.15	1.7	56689E3	66689E3	-
100	18 x 35	380	1270	0.15	0.9	56101E3	66101E3	-	
450	1.5	10 x 12	30	90	0.20	26.0	57158E3	67158E3	37158E3
	2.2	10 x 16	50	99	0.20	26.0	57228E3	67228E3	37228E3
	4.7	10 x 20	65	133	0.20	20.0	57478E3	67478E3	37478E3
	6.8	12.5 x 20	80	162	0.20	16.0	57688E3	67688E3	37688E3
	10	12.5 x 20	90	205	0.20	10.0	57109E3	67109E3	37109E3
	22	16 x 25	150	367	0.20	4.6	57229E3	67229E3	37229E3
	22	18 x 20	150	367	0.20	4.6	97225E3	97226E3	-
	33	16 x 35	200	516	0.20	3.4	57339E3	67339E3	-
	33	18 x 25	200	516	0.20	3.4	97335E3	97336E3	-
	47	18 x 35	260	705	0.20	2.0	57479E3	67479E3	-

ADDITIONAL ELECTRICAL DATA		
PARAMETER	CONDITIONS	VALUE
<b>Voltage</b>		
Surge voltage	U <sub>R</sub> = 200 V to 250 V	U <sub>S</sub> ≤ 1.15 x U <sub>R</sub>
	U <sub>R</sub> = 400 V to 450 V	U <sub>S</sub> ≤ 1.10 x U <sub>R</sub>
Reverse voltage		U <sub>rev</sub> ≤ 1 V
<b>Current</b>		
Leakage current	After 1 min at U <sub>R</sub>	I <sub>L1</sub> ≤ 0.03 C <sub>R</sub> x U <sub>R</sub> + 70 μA
	After 5 min at U <sub>R</sub>	I <sub>L5</sub> ≤ 0.015 C <sub>R</sub> x U <sub>R</sub> + 30 μA
<b>Inductance</b>		
Equivalent series inductance (ESL)	Case Ø D = 10 mm	Typ. 16 nH
	Case Ø D ≥ 12.5 mm	Typ. 18 nH
<b>Resistance</b>		
Equivalent series resistance (ESR)	Calculated from tan δ <sub>max.</sub> and C <sub>R</sub> (see Table 2)	ESR = tan δ/2 π f C <sub>R</sub>

**RIPPLE CURRENT AND USEFUL LIFE**

Table 3

ENDURANCE TEST DURATION AND USEFUL LIFE			
NOMINAL CASE SIZE Ø D x L (mm)	ENDURANCE AT 105 °C (h)	USEFUL LIFE AT 105 °C (h)	USEFUL LIFE AT 40 °C 1.6 x I <sub>R</sub> APPLIED (h)
10 x 12	2000	3000	200 000
10 x 16	2000	3000	200 000
10 x 20	2000	3000	200 000
12.5 x 20	2000	3000	200 000
12.5 x 25	2000	3000	200 000
16 x 20	2000	4000	260 000
16 x 25	2000	4000	260 000
16 x 35	2000	4000	260 000
18 x 20	2000	4000	260 000
18 x 25	2000	4000	260 000
18 x 35	2000	4000	260 000

**Note**

- Multiplier of useful life code: CCC206

$I_A$  = Actual ripple current at 100 Hz  
 $I_R$  = Rated ripple current at 100 Hz, 105 °C

<sup>(1)</sup> Useful life at 105 °C and  $I_R$  applied  
 Case Ø D = 10 mm and 12.5 mm: 3000 h  
 Case Ø D = 16 mm and 18 mm: 4000 h

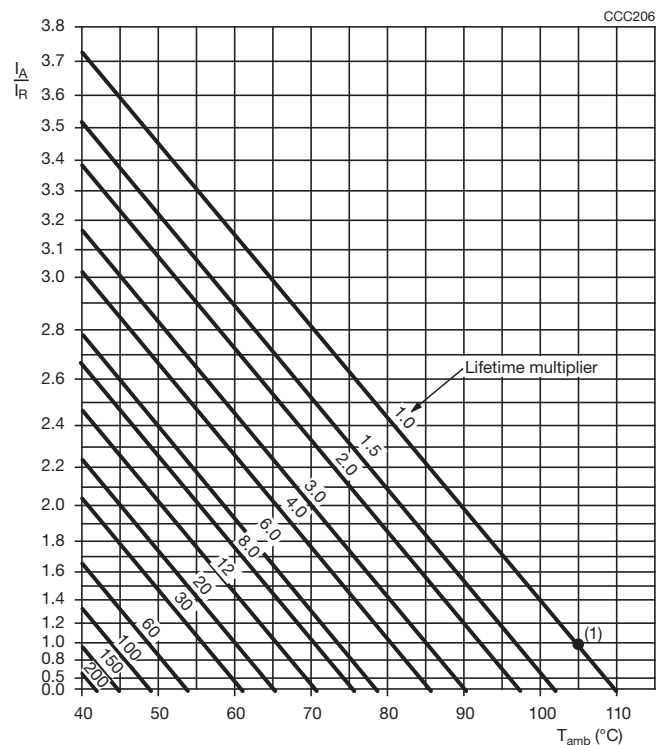


Fig. 5 - Multiplier of useful life as a function of ambient temperature and ripple current load

**Table 4**

<b>MULTIPLIER OF RIPPLE CURRENT (<math>I_R</math>) AS A FUNCTION OF FREQUENCY</b>							
$U_R$ (V)	FREQUENCY (Hz)						
	50	100	300	1000	3000	10 000	$\geq 100\ 000$
	$I_R$ MULTIPLIER						
200	0.75	1.00	1.50	2.00	2.20	2.50	3.00
250	0.75	1.00	1.50	2.00	2.20	2.50	3.00
400	0.75	1.00	1.30	1.60	1.90	2.20	2.50
450	0.75	1.00	1.30	1.60	1.90	2.20	2.50

**Table 5**

<b>TEST PROCEDURES AND REQUIREMENTS</b>			
TEST		PROCEDURE (quick reference)	REQUIREMENTS
NAME OF TEST	REFERENCE		
Endurance	IEC 60384-4 / EN 130300 subclause 4.13	$T_{amb} = 105\ ^\circ\text{C}$ ; $U_R$ applied; 2000 h	$\Delta C/C: \pm 20\ \%$ $\tan \delta \leq 2 \times \text{spec. limit}$ $Z \leq 2 \times \text{spec. limit}$ $I_{L5} \leq \text{spec. limit}$
Useful life	CECC 30301 subclause 1.8.1	$T_{amb} = 105\ ^\circ\text{C}$ ; $U_R$ and $I_R$ applied; Case $\varnothing D = 10\ \text{mm}$ and $12.5\ \text{mm}$ : 3000 h Case $\varnothing D = 16\ \text{mm}$ and $18\ \text{mm}$ : 4000 h	$\Delta C/C: \pm 50\ \%$ $\tan \delta \leq 3 \times \text{spec. limit}$ $Z \leq 3 \times \text{spec. limit}$ $I_{L5} \leq \text{spec. limit}$ no short or open circuit total failure percentage: $\leq 1\ \%$
Shelf life (storage at high temperature)	IEC 60384-4 / EN 130300 subclause 4.17	$T_{amb} = 105\ ^\circ\text{C}$ ; no voltage applied; 1000 h After test: $U_R$ to be applied for 30 min, 24 h to 48 h before measurement	$\Delta C/C: \pm 20\ \%$ $\tan \delta \leq 2 \times \text{spec. limit}$ $Z \leq 2 \times \text{spec. limit}$ $I_{L5} \leq 2 \times \text{spec. limit}$
Reverse voltage	IEC 60384-4 / EN 130300 subclause 4.15	$T_{amb} = 105\ ^\circ\text{C}$ : 125 h at $U = -1\ \text{V}$ , followed by 125 h at $U_R$	$\Delta C/C: \pm 15\ \%$ $I_{L5} \leq \text{spec. limit}$ $\tan \delta \leq \text{spec. limit}$

Statements about product lifetime are based on calculations and internal testing. They should only be interpreted as estimations. Also due to external factors, the lifetime in the field application may deviate from the calculated lifetime. In general, nothing stated herein shall be construed as a guarantee of durability.



## Disclaimer

ALL PRODUCT, PRODUCT SPECIFICATIONS AND DATA ARE SUBJECT TO CHANGE WITHOUT NOTICE TO IMPROVE RELIABILITY, FUNCTION OR DESIGN OR OTHERWISE.

Vishay Intertechnology, Inc., its affiliates, agents, and employees, and all persons acting on its or their behalf (collectively, "Vishay"), disclaim any and all liability for any errors, inaccuracies or incompleteness contained in any datasheet or in any other disclosure relating to any product.

Vishay makes no warranty, representation or guarantee regarding the suitability of the products for any particular purpose or the continuing production of any product. To the maximum extent permitted by applicable law, Vishay disclaims (i) any and all liability arising out of the application or use of any product, (ii) any and all liability, including without limitation special, consequential or incidental damages, and (iii) any and all implied warranties, including warranties of fitness for particular purpose, non-infringement and merchantability.

Statements regarding the suitability of products for certain types of applications are based on Vishay's knowledge of typical requirements that are often placed on Vishay products in generic applications. Such statements are not binding statements about the suitability of products for a particular application. It is the customer's responsibility to validate that a particular product with the properties described in the product specification is suitable for use in a particular application. Parameters provided in datasheets and / or specifications may vary in different applications and performance may vary over time. All operating parameters, including typical parameters, must be validated for each customer application by the customer's technical experts. Product specifications do not expand or otherwise modify Vishay's terms and conditions of purchase, including but not limited to the warranty expressed therein.

Hyperlinks included in this datasheet may direct users to third-party websites. These links are provided as a convenience and for informational purposes only. Inclusion of these hyperlinks does not constitute an endorsement or an approval by Vishay of any of the products, services or opinions of the corporation, organization or individual associated with the third-party website. Vishay disclaims any and all liability and bears no responsibility for the accuracy, legality or content of the third-party website or for that of subsequent links.

Except as expressly indicated in writing, Vishay products are not designed for use in medical, life-saving, or life-sustaining applications or for any other application in which the failure of the Vishay product could result in personal injury or death. Customers using or selling Vishay products not expressly indicated for use in such applications do so at their own risk. Please contact authorized Vishay personnel to obtain written terms and conditions regarding products designed for such applications.

No license, express or implied, by estoppel or otherwise, to any intellectual property rights is granted by this document or by any conduct of Vishay. Product names and markings noted herein may be trademarks of their respective owners.

## X-ON Electronics

Largest Supplier of Electrical and Electronic Components

*Click to view similar products for [Aluminium Electrolytic Capacitors - Radial Leaded](#) category:*

*Click to view products by [Vishay](#) manufacturer:*

Other Similar products are found below :

[LXY50VB4.7M-5X11](#) [RFO-100V471MJ7P#](#) [ECE-A1EGE220](#) [B41041A2687M8](#) [B41041A7226M8](#) [B41044A7157M6](#)  
[EKXG201EC3101ML20S](#) [EKZM160ETD471MHB5D](#) [EPA-201ELL151MM25S](#) [NCD681K10KVY5PF](#) [NEV1000M25EF-BULK](#)  
[NEV100M35DC](#) [NEV100M63DE](#) [NEV220M25DD-BULK](#) [NEV.33M100AA](#) [NEV4700M50HB](#) [NEV.47M100AA](#) [NEVH1.0M250AB](#)  
[NEVH3.3M250BB](#) [NEVH3.3M450CC](#) [KM4700/16](#) [KME50VB100M-8X11.5](#) [ES5107M016AE1DA](#) [ESMG160ETD102MJ16S](#)  
[ESX472M16B](#) [SZ010M1500A5S-1015](#) [227RZS050M](#) [UVX1V101KPA1FA](#) [UVX1V222MHA1CA](#) [KME25VB100M-6.3X11](#) [VTL100S10](#)  
[VTL470S10](#) [VTL470S16A](#) [052687X](#) [ECE-A1CF471](#) [EKMA500ELL4R7ME07D](#) [NRE-S560M16V6.3X7TBSTF](#) [RGA221M1CTA-0611G](#)  
[ERZA630VHN182UP54N](#) [UPL1A331MPH](#) [SK035M0100AZS-0611](#) [MAL214658821E3](#) [NEV1000M6.3DE](#) [NEV100M16CB](#)  
[NEV100M50DD-BULK](#) [NEV2200M16FF](#) [NEV220M50EE](#) [NEV2.2M50AA](#) [NEV330M63EF](#) [NEV4700M35HI](#)