


# Aluminum Electrolytic Capacitors

## Radial, Enhanced High Temperature, Low Impedance


 AUTOMOTIVE  
GRADE

**RoHS**  
COMPLIANT

**FEATURES**

- Useful life: up to 2000 h at 150 °C
- High stability, high reliability
- Very low ESR
- AEC-Q200 qualified
- Excellent ripple current capability
- Polarized aluminum electrolytic capacitors, non-solid electrolyte
- Radial leads, cylindrical aluminum case with pressure relief, insulated with a blue PET sleeve
- Charge and discharge proof
- Material categorization: for definitions of compliance please see [www.vishay.com/doc?99912](http://www.vishay.com/doc?99912)

**APPLICATIONS**

- Power supplies (SMPS, DC/DC converters) for industrial, automotive, telecommunications and military
- Smoothing, filtering and buffering

**MARKING**

The capacitors are marked (where possible) with the following information:

- Rated capacitance (in  $\mu\text{F}$ )
- Tolerance on rated capacitance, code letter in accordance with IEC 60062 (M for  $\pm 20\%$ )
- Rated voltage (in V)
- Date code, in accordance with IEC 60062
- Code indicating factory of origin
- Logo of manufacturer
- Upper category temperature (150 °C)
- Negative terminal identification
- Series number (160)

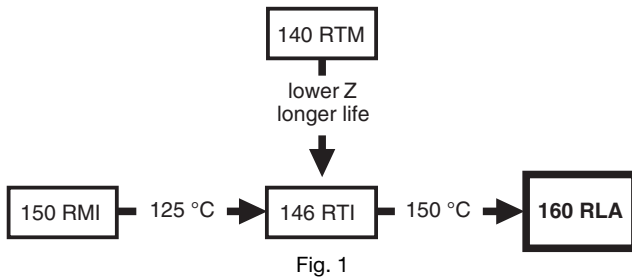


Fig. 1

QUICK REFERENCE DATA	
DESCRIPTION	VALUE
Nominal case sizes ( $\varnothing$ D x L in mm)	10 x 12 to 18 x 35
Rated capacitance range, $C_R$	33 $\mu\text{F}$ to 3300 $\mu\text{F}$
Tolerance on $C_R$	$\pm 20\%$
Rated voltage range, $U_R$	16 V to 50 V
Category temperature range	-55 °C to +150 °C
Endurance test at 150 °C	1000 h to 1500 h
Useful life at 150 °C	1000 h to 2000 h
Useful life at 40 °C, 1.8 x $I_R$ applied	200 000 h
Shelf life at 0 V, 150 °C	1000 h
Based on sectional specification	IEC 60384-4 / EN130300
Climatic category IEC 60068	55 / 150 / 56

SELECTION CHART FOR $C_R$ , $U_R$ , AND RELEVANT NOMINAL CASE SIZES ( $\varnothing$ D x L in mm)				
$C_R$ ( $\mu\text{F}$ )	$U_R$ (V)			
	16	25	35	50
33	→	→	→	10 x 12
47	→	→	10 x 12	10 x 12
100	→	10 x 12	10 x 16	10 x 16
220	10 x 16	12.5 x 20	12.5 x 20	10 x 20
330	10 x 20	12.5 x 25	12.5 x 25	12.5 x 20
470	12.5 x 20	16 x 25	18 x 20	12.5 x 25
680	12.5 x 25	→	16 x 31	16 x 25
1000	16 x 25	16 x 31	18 x 35	18 x 31
1500	18 x 20	18 x 31	-	-
2200	18 x 25	-	-	-
2700	18 x 31	-	-	-
3300	18 x 35	-	-	-

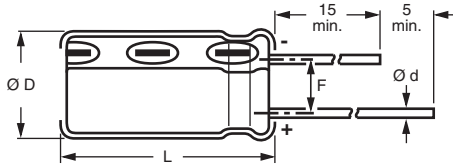
**DIMENSIONS in millimeters AND AVAILABLE FORMS**


Fig. 2 - Form CA: Long leads

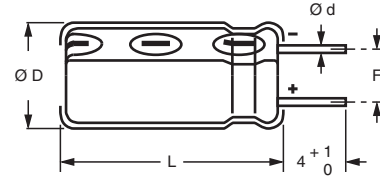


Fig. 3 - Form CB: Cut leads

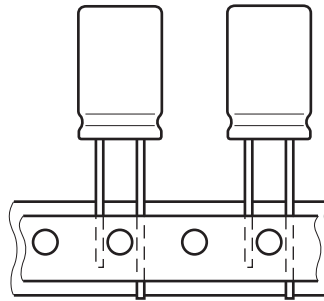


Fig. 4 - Form TFA: Taped in box (ammopack)

Table 1

DIMENSIONS in millimeters, MASS AND PACKAGING QUANTITIES									
NOMINAL CASE SIZE Ø D x L	CASE CODE	Ø d	Ø D <sub>max.</sub>	L <sub>max.</sub>	F	MASS (g)	PACKAGING QUANTITIES		
							FORM CA	FORM CB	FORM TFA
10 x 12	14	0.6	10.5	13.5	5.0 ± 0.5	≈ 1.6	1000	500	800
10 x 16	15	0.6	10.5	17.5	5.0 ± 0.5	≈ 1.9	500	500	800
10 x 20	16	0.6	10.5	22.0	5.0 ± 0.5	≈ 2.2	500	500	800
12.5 x 20	17	0.6	13.0	22.0	5.0 ± 0.5	≈ 4.0	500	500	500
12.5 x 25	18	0.6	13.0	27.0	5.0 ± 0.5	≈ 5.0	250	250	500
16 x 25	19	0.8	16.5	27.0	7.5 ± 0.5	≈ 8.0	250	250	250
16 x 31	20	0.8	16.5	33.5	7.5 ± 0.5	≈ 9.0	100	100	250
18 x 20	1820	0.8	18.5	22.0	7.5 ± 0.5	≈ 8.0	100	100	250
18 x 25	1825	0.8	18.5	27.0	7.5 ± 0.5	≈ 10.0	100	100	250
18 x 31	1831	0.8	18.5	33.5	7.5 ± 0.5	≈ 12.5	100	100	250
18 x 35	22	0.8	18.5	37.5	7.5 ± 0.5	≈ 14.5	100	100	-

ELECTRICAL DATA	
SYMBOL	DESCRIPTION
C <sub>R</sub>	Rated capacitance at 100 Hz, tolerance ± 20 %
I <sub>R</sub>	Rated RMS ripple current at 100 kHz, 150 °C
I <sub>L2</sub>	Maximum leakage current after 2 min at U <sub>R</sub>
tan δ	Maximum dissipation factor at 100 Hz
Z	Maximum impedance at 100 kHz

**Note**

- Unless otherwise specified, all electrical values in Table 2 apply at T<sub>amb</sub> = 20 °C, P = 86 kPa to 106 kPa, RH = 45 % to 75 %

**ORDERING EXAMPLE**

Electrolytic capacitor 160 RLA series

470 µF / 25 V; ± 20 %

Nominal case size: Ø 16 mm x 25 mm; Form TFA

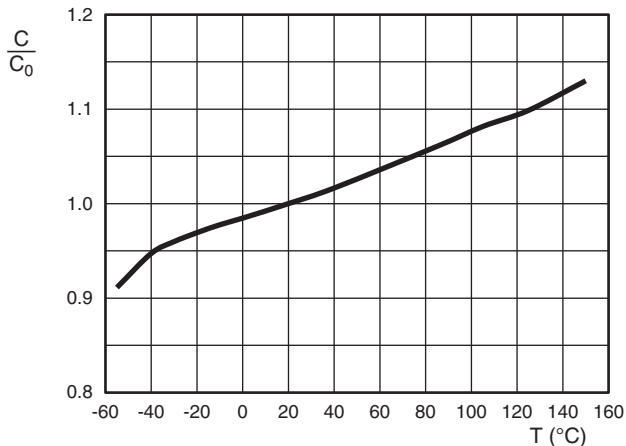
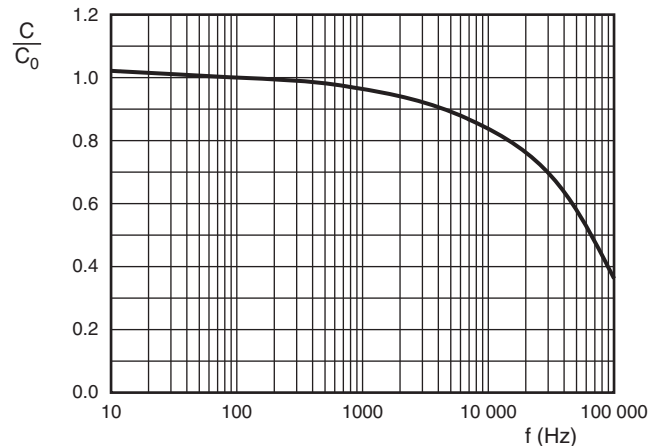
Ordering code: MAL216036471E3

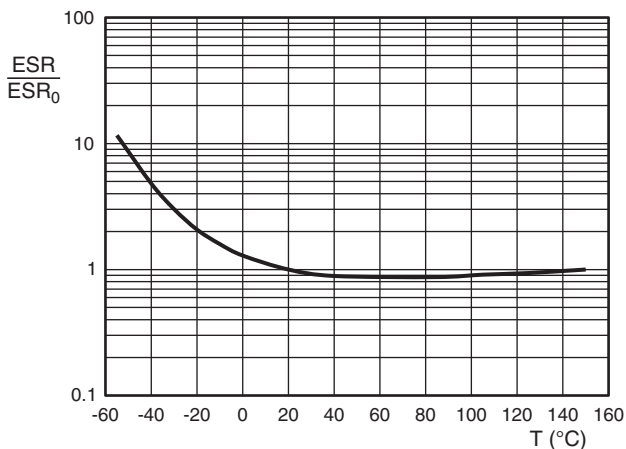
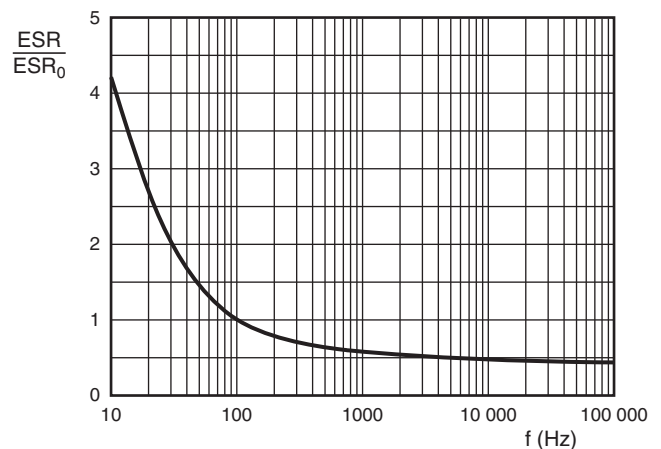


Table 2

ELECTRICAL DATA AND ORDERING INFORMATION										
U <sub>R</sub> (V)	C <sub>R</sub> 100 Hz (μF)	NOMINAL CASE SIZE Ø D x L (mm)	I <sub>R</sub> 100 kHz 150 °C (mA)	I <sub>L2</sub> 2 min (μA)	tan δ 100 Hz	Z 100 kHz +20 °C (Ω)	Z 100 kHz -40 °C (Ω)	ORDERING CODE MAL2160.....		
								BULK PACKAGING		TAPED
								FORM CA	FORM CB	FORM TFA
16	220	10 x 16	300	38	0.14	0.075	0.450	55221E3	65221E3	35221E3
	330	10 x 20	400	56	0.14	0.065	0.390	55331E3	65331E3	35331E3
	470	12.5 x 20	600	78	0.14	0.048	0.288	55471E3	65471E3	35471E3
	680	12.5 x 25	700	112	0.14	0.040	0.240	55681E3	65681E3	35681E3
	1000	16 x 25	800	163	0.16	0.029	0.174	55102E3	65102E3	35102E3
	1500	18 x 20	750	243	0.16	0.035	0.210	55152E3	65152E3	35152E3
	2200	18 x 25	1200	355	0.18	0.028	0.168	55222E3	65222E3	35222E3
	2700	18 x 31	1600	435	0.18	0.025	0.150	55272E3	65272E3	35272E3
3300	18 x 35	2000	531	0.20	0.023	0.132	55332E3	65332E3	-	
25	100	10 x 12	250	28	0.12	0.120	0.750	56101E3	66101E3	36101E3
	220	12.5 x 20	600	58	0.12	0.048	0.288	56221E3	66221E3	36221E3
	330	12.5 x 25	700	86	0.12	0.040	0.240	56331E3	66331E3	36331E3
	470	16 x 25	800	121	0.12	0.029	0.174	56471E3	66471E3	36471E3
	1000	16 x 31	1000	253	0.12	0.027	0.162	56102E3	66102E3	36102E3
	1500	18 x 31	1600	378	0.14	0.025	0.150	56152E3	66152E3	36152E3
35	47	10 x 12	250	19	0.10	0.120	0.750	50479E3	60479E3	30479E3
	100	10 x 16	400	38	0.10	0.075	0.450	50101E3	60101E3	30101E3
	220	12.5 x 20	600	80	0.10	0.048	0.288	50221E3	60221E3	30221E3
	330	12.5 x 25	700	119	0.10	0.040	0.240	50331E3	60331E3	30331E3
	470	18 x 20	750	168	0.10	0.035	0.210	50471E3	60471E3	30471E3
	680	16 x 31	1000	241	0.10	0.027	0.162	50681E3	60681E3	30681E3
	1000	18 x 35	1200	353	0.10	0.024	0.144	50102E3	60102E3	-
50	33	10 x 12	160	20	0.10	0.380	2.280	51339E3	61339E3	31339E3
	47	10 x 12	180	27	0.10	0.360	2.160	51479E3	61479E3	31479E3
	100	10 x 16	270	53	0.10	0.260	1.560	51101E3	61101E3	31101E3
	220	10 x 20	360	113	0.10	0.170	1.020	51221E3	61221E3	31221E3
	330	12.5 x 20	400	168	0.10	0.115	0.690	51331E3	61331E3	31331E3
	470	12.5 x 25	600	238	0.10	0.095	0.570	51471E3	61471E3	31471E3
	680	16 x 25	700	343	0.10	0.069	0.414	51681E3	61681E3	31681E3
	1000	18 x 31	1000	503	0.10	0.062	0.372	51102E3	61102E3	31102E3

ADDITIONAL ELECTRICAL DATA		
PARAMETER	CONDITIONS	VALUE
<b>Voltage</b>		
Surge voltage		$U_s \leq 1.15 \times U_R$
Reverse voltage		$U_{rev} \leq 0.5 V$
<b>Current</b>		
Leakage current	After 2 min at $U_R$	$I_{L2} \leq 0.01 C_R \times U_R + 3 \mu A$
<b>Inductance</b>		
Equivalent series inductance (ESL)	Case $\varnothing D = 10 \text{ mm}$	Typ. 16 nH
	Case $\varnothing D \geq 12.5 \text{ mm}$	Typ. 18 nH
<b>Resistance</b>		
Equivalent series resistance (ESR)	Calculated from $\tan \delta_{max}$ and $C_R$ (see Table 2)	$ESR = \tan \delta / 2 \pi f C_R$

**CAPACITANCE (C)**

 Fig. 5 - Typical multiplier of capacitance at 100 Hz as a function of temperature ( $C_0 = C$  at 20 °C)

 Fig. 6 - Typical multiplier of capacitance as a function of frequency at 20 °C ( $C_0 = C$  at 100 Hz)

**EQUIVALENT SERIES RESISTANCE (ESR)**

 Fig. 7 - Typical multiplier of ESR at 100 Hz as a function of temperature ( $ESR_0 = ESR$  at 20 °C)

 Fig. 8 - Typical multiplier of ESR at 20 °C as a function of frequency ( $ESR_0 = ESR$  at 100 Hz)

**IMPEDANCE (Z)**

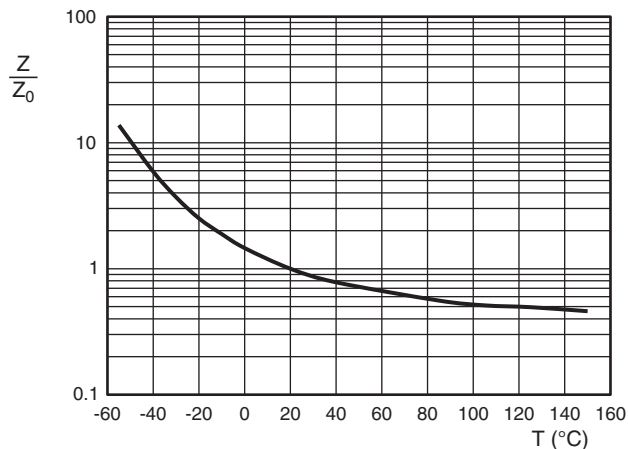


Fig. 9 - Typical multiplier of impedance at 100 kHz as a function of temperature ( $Z_0 = Z$  at 20 °C)

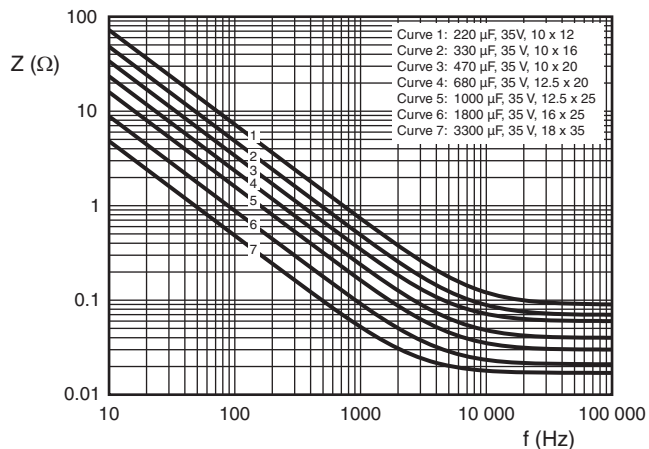


Fig. 10 - Typical impedance Z at 20 °C as a function of frequency

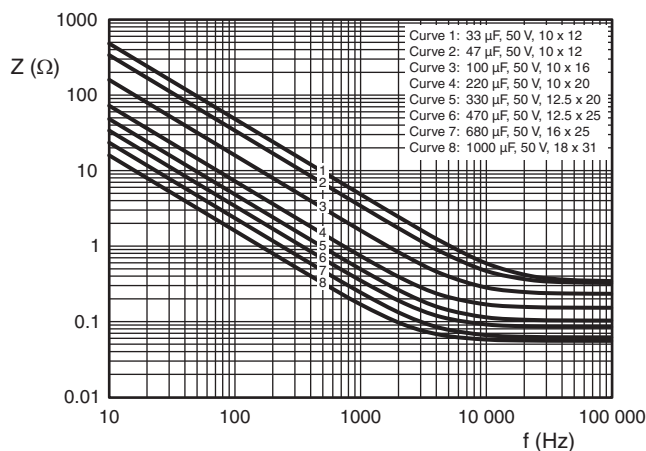


Fig. 11 - Typical impedance Z at 20 °C as a function of frequency

**RIPPLE CURRENT AND USEFUL LIFE**

Table 3

ENDURANCE TEST DURATION AND USEFUL LIFE AS A FUNCTION OF CASE SIZE			
NOMINAL CASE SIZE Ø D x L (mm)	CASE CODE	ENDURANCE AT 150 °C (h)	USEFUL LIFE AT 150 °C (h)
10 x 12	14	1000	1000
10 x 16	15	1000	1000
10 x 20	16	1000	1000
12.5 x 20	17	1000	1000
12.5 x 25	18	1000	1000
16 x 25	19	1500	2000
16 x 31	20	1500	2000
18 x 20	1820	1500	2000
18 x 25	1825	1500	2000
18 x 31	1831	1500	2000
18 x 35	22	1500	2000

**Note**

- Multiplier of useful life code: MBC245

MBC245

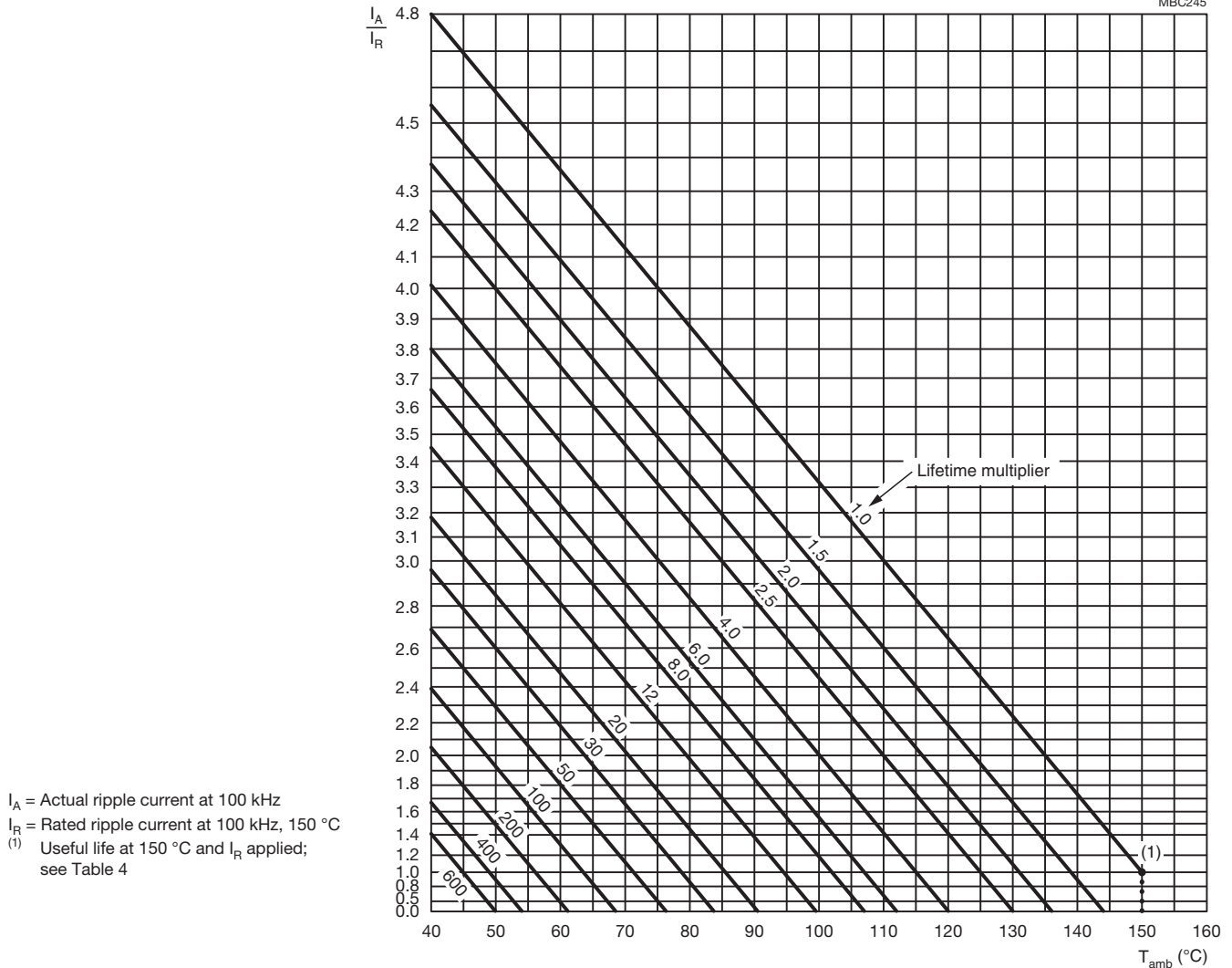


Fig. 12 - Multiplier of useful life as a function of ambient temperature and ripple current load

Table 4

MULTIPLIER OF RIPPLE CURRENT ( $I_R$ ) AS A FUNCTION OF FREQUENCY							
$U_R$ (V)	FREQUENCY (Hz)						
	50	100	300	1000	3000	10 000	100 000
	$I_R$ MULTIPLIER						
6.3	0.60	0.70	0.85	0.90	0.95	1.00	1.00
10	0.60	0.70	0.85	0.90	0.95	1.00	1.00
16	0.60	0.70	0.85	0.90	0.95	1.00	1.00
25	0.60	0.70	0.85	0.90	0.95	1.00	1.00
35	0.50	0.65	0.80	0.85	0.90	0.95	1.00
50	0.35	0.50	0.65	0.80	0.90	0.90	1.00
63	0.35	0.50	0.65	0.80	0.90	0.90	1.00



Table 5

<b>TEST PROCEDURES AND REQUIREMENTS</b>			
<b>TEST</b>		<b>PROCEDURE (quick reference)</b>	<b>REQUIREMENTS</b>
<b>NAME OF TEST</b>	<b>REFERENCE</b>		
Endurance	IEC 60384-4 / EN130300 subclause 4.13	T <sub>amb</sub> = 150 °C; U <sub>R</sub> applied; for test duration see Table 3	ΔC/C: ± 15 % tan δ ≤ 1.3 x spec. limit I <sub>L2</sub> ≤ spec. limit
Useful life	CECC 30301 subclause 1.8.1	T <sub>amb</sub> = 150 °C; U <sub>R</sub> and I <sub>R</sub> applied; for test duration see Table 3	ΔC/C: ± 30 % tan δ ≤ 3 x spec. limit I <sub>L2</sub> ≤ spec. limit no short or open circuit total failure percentage: ≤ 1 %
Shelf life	IEC 60384-4 / EN130300 subclause 4.17	T <sub>amb</sub> = 150 °C; no voltage applied; 1000 h after test: U <sub>R</sub> to be applied for 30 min, 24 h o 48 h before measurement	ΔC/C: ± 15 % tan δ ≤ 1.3 x spec. limit I <sub>L2</sub> ≤ spec. limit

Statements about product lifetime are based on calculations and internal testing. They should only be interpreted as estimations. Also due to external factors, the lifetime in the field application may deviate from the calculated lifetime. In general, nothing stated herein shall be construed as a guarantee of durability.



## Disclaimer

ALL PRODUCT, PRODUCT SPECIFICATIONS AND DATA ARE SUBJECT TO CHANGE WITHOUT NOTICE TO IMPROVE RELIABILITY, FUNCTION OR DESIGN OR OTHERWISE.

Vishay Intertechnology, Inc., its affiliates, agents, and employees, and all persons acting on its or their behalf (collectively, "Vishay"), disclaim any and all liability for any errors, inaccuracies or incompleteness contained in any datasheet or in any other disclosure relating to any product.

Vishay makes no warranty, representation or guarantee regarding the suitability of the products for any particular purpose or the continuing production of any product. To the maximum extent permitted by applicable law, Vishay disclaims (i) any and all liability arising out of the application or use of any product, (ii) any and all liability, including without limitation special, consequential or incidental damages, and (iii) any and all implied warranties, including warranties of fitness for particular purpose, non-infringement and merchantability.

Statements regarding the suitability of products for certain types of applications are based on Vishay's knowledge of typical requirements that are often placed on Vishay products in generic applications. Such statements are not binding statements about the suitability of products for a particular application. It is the customer's responsibility to validate that a particular product with the properties described in the product specification is suitable for use in a particular application. Parameters provided in datasheets and / or specifications may vary in different applications and performance may vary over time. All operating parameters, including typical parameters, must be validated for each customer application by the customer's technical experts. Product specifications do not expand or otherwise modify Vishay's terms and conditions of purchase, including but not limited to the warranty expressed therein.

Hyperlinks included in this datasheet may direct users to third-party websites. These links are provided as a convenience and for informational purposes only. Inclusion of these hyperlinks does not constitute an endorsement or an approval by Vishay of any of the products, services or opinions of the corporation, organization or individual associated with the third-party website. Vishay disclaims any and all liability and bears no responsibility for the accuracy, legality or content of the third-party website or for that of subsequent links.

Except as expressly indicated in writing, Vishay products are not designed for use in medical, life-saving, or life-sustaining applications or for any other application in which the failure of the Vishay product could result in personal injury or death. Customers using or selling Vishay products not expressly indicated for use in such applications do so at their own risk. Please contact authorized Vishay personnel to obtain written terms and conditions regarding products designed for such applications.

No license, express or implied, by estoppel or otherwise, to any intellectual property rights is granted by this document or by any conduct of Vishay. Product names and markings noted herein may be trademarks of their respective owners.



## X-ON Electronics

Largest Supplier of Electrical and Electronic Components

*Click to view similar products for [Aluminium Electrolytic Capacitors - Radial Leaded](#) category:*

*Click to view products by [Vishay](#) manufacturer:*

Other Similar products are found below :

[LXY50VB4.7M-5X11](#) [B41041A2687M8](#) [B41041A7226M8](#) [B41044A7157M6](#) [EPA-201ELL151MM25S](#) [NCD681K10KVY5PF](#) [KM4700/16](#)  
[KME50VB100M-8X11.5](#) [SG220M1CSA-0407](#) [ES5107M016AE1DA](#) [ESRL25V330](#) [ESX472M16B](#) [SZ010M1500A5S-1015](#) [227RZS050M](#)  
[476CKH100MSA](#) [477CKR100M](#) [KME25VB100M-6.3X11](#) [XRL50V22](#) [052687X](#) [107CKR010M](#) [EKMA500ELL4R7ME07D](#)  
[RGA221M1CTA-0611G](#) [ERZA630VHN182UP54N](#) [UPL1A331MPH](#) [MAL214658821E3](#) [MAL214658122E3](#) [SK106M016AC3KAKPLP](#)  
[SK107M025AE3EAKPLP](#) [B43827A1106M8](#) [B41022A5686M6](#) [EKMA160EC3101MF07D](#) [ESMG160ETD221MF11D](#)  
[EKZH160ETD152MJ20S](#) [EKMA350ELL100ME07D](#) [ESMG160ETD101ME11D](#) [EGXF500ELL561ML15S](#) [SK107M025AE3KAKPLP](#)  
[EKMG350ETD471MJ16S](#) [MEA562M2W--D130](#) [35YXA330MEFC10X12.5](#) [RGA221M2ABK-1320G](#) [ERR1HM1R0D11OT](#)  
[ERR1CM222W20OT](#) [TM1081EMF202RB](#) [RXQ271M2EBK-1836](#) [RXW103M1CBK-1840](#) [B41896C5278M](#) [B41851A8107M000](#)  
[B41888G6108M000](#) [EKMA160ETD470MF07D](#)