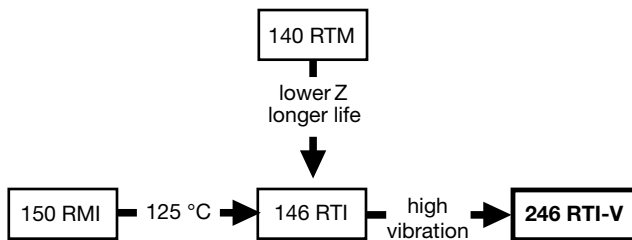



Aluminum Electrolytic Capacitors Radial, High Temperature, Low Impedance, High Vibration Capability



QUICK REFERENCE DATA	
DESCRIPTION	VALUE
Nominal case sizes (Ø D x L in mm)	16 x 20 to 18 x 35
Rated capacitance range, C _R	390 µF to 6800 µF
Tolerance on C _R	± 20 %
Rated voltage range, U _R	16 V to 63 V
Category temperature range	-55 °C to +125 °C
Endurance test at 125 °C	3000 h to 5000 h
Useful life at 125 °C	4000 h to 6000 h
Useful life at 40 °C, 1.8 x I _R applied	400 000 h
Shelf life at 0 V, 125 °C	1000 h
Based on sectional specification	IEC 60384-4 / EN130300
Climatic category IEC 60068	55 / 125 / 56

FEATURES

- Very long useful life: 4000 h to 6000 h at 125 °C
- High stability, high reliability
- Very low ESR
- AEC-Q200 qualified
- Excellent ripple current capability
- High vibration resistance up to 50 g
- Polarized aluminum electrolytic capacitors, non-solid electrolyte
- Radial leads, cylindrical aluminum case, insulated with a blue PET sleeve
- Charge and discharge proof
- Material categorization: for definitions of compliance please see www.vishay.com/doc?99912

 AUTOMOTIVE
GRADE

RoHS
COMPLIANT

APPLICATIONS

- Power supplies (SMPS, DC/DC converters) for industrial, automotive, telecommunications and military
- Smoothing, filtering and buffering

MARKING

The capacitors are marked (where possible) with the following information:

- Rated capacitance (in µF)
- Tolerance on rated capacitance, code letter in accordance with IEC 60062 (M for ± 20 %)
- Rated voltage (in V)
- Date code, in accordance with IEC 60062
- Code indicating factory of origin
- Logo of manufacturer
- Upper category temperature (125 °C)
- Negative terminal identification
- Series number (246)

SELECTION CHART FOR C _R , U _R , AND RELEVANT NOMINAL CASE SIZES (Ø D x L in mm)					
C _R (µF)	U _R (V)				
	16	25	35	50	63
390	-	-	-	-	16 x 20
470	-	-	-	-	18 x 20
560	-	-	-	-	16 x 25
680	-	-	-	-	18 x 25
	-	-	-	-	16 x 31
820	-	-	-	16 x 20	16 x 35
1000	-	-	-	18 x 20	18 x 31
	-	-	-	16 x 25	-

SELECTION CHART FOR C_R, U_R, AND RELEVANT NOMINAL CASE SIZES ($\varnothing D \times L$ in mm)					
C_R (μF)	U_R (V)				
	16	25	35	50	63
1200	-	-	16 x 20	18 x 25	18 x 35
1500	-	-	-	16 x 31	-
1800	-	-	18 x 20	16 x 35	-
2200	-	16 x 20	16 x 25	18 x 31	-
2700	-	-	18 x 25	18 x 35	-
	-	-	16 x 31	-	-
3300	16 x 20	18 x 20	16 x 35	-	-
	-	16 x 25	18 x 31	-	-
3900	18 x 20	16 x 31	18 x 35	-	-
4700	16 x 25	18 x 25	-	-	-
	18 x 25	16 x 35	-	-	-
5600	16 x 31	18 x 31	-	-	-
	16 x 35	18 x 35	-	-	-
6800	18 x 31	-	-	-	-

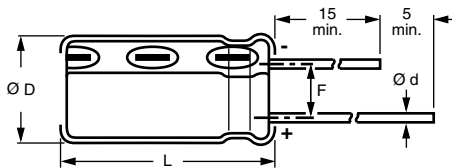
DIMENSIONS in millimeters AND AVAILABLE FORMS


Fig. 2 - Form CA: Long leads

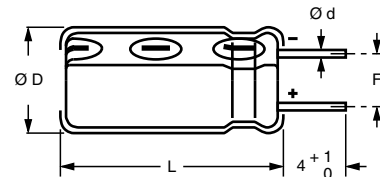


Fig. 3 - Form CB: Cut leads

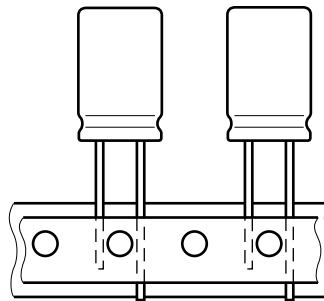


Fig. 4 - Form TFA: Taped in box (ammopack)

Table 1

DIMENSIONS in millimeters, MASS, AND PACKAGING QUANTITIES									
NOMINAL CASE SIZE $\varnothing D \times L$	CASE CODE	$\varnothing d$	$\varnothing D_{max.}$	$L_{max.}$	F	MASS (g)	PACKAGING QUANTITIES		
							FORM CA	FORM CB	FORM TFA
16 x 20	19a	0.8	16.5	22.0	7.5 ± 0.5	≈ 6.0	250	250	250
16 x 25	19	0.8	16.5	27.0	7.5 ± 0.5	≈ 8.0	250	250	250
16 x 31	20	0.8	16.5	33.5	7.5 ± 0.5	≈ 9.0	100	100	250
16 x 35	21	0.8	16.5	37.5	7.5 ± 0.5	≈ 11.0	100	100	-
18 x 20	1820	0.8	18.5	22.0	7.5 ± 0.5	≈ 8.0	100	100	250
18 x 25	1825	0.8	18.5	27.0	7.5 ± 0.5	≈ 10.0	100	100	250
18 x 31	1831	0.8	18.5	33.5	7.5 ± 0.5	≈ 12.5	100	100	250
18 x 35	22	0.8	18.5	37.5	7.5 ± 0.5	≈ 14.5	100	100	-



ELECTRICAL DATA	
SYMBOL	DESCRIPTION
C_R	Rated capacitance at 100 Hz, tolerance $\pm 20\%$
I_R	Rated RMS ripple current at 100 kHz, 125 °C
I_{L2}	Max. leakage current after 2 min at U_R
$\tan \delta$	Max. dissipation factor at 100 Hz
Z	Max. impedance at 100 kHz

Note

- Unless otherwise specified, all electrical values in Table 2 apply at $T_{amb} = 20\text{ °C}$, $P = 86\text{ kPa}$ to 106 kPa , $RH = 45\%$ to 75%

ORDERING EXAMPLE

Electrolytic capacitor 246 series, high vibration resistance
4700 μF / 25 V; $\pm 20\%$

Nominal case size: $\varnothing 18\text{ mm} \times 31\text{ mm}$; Form TFA

Ordering code: MAL224696473E3

Table 2

ELECTRICAL DATA AND ORDERING INFORMATION										
U_R (V)	C_R 100 kHz (μF)	NOMINAL CASE SIZE $\varnothing D \times L$ (mm)	I_R 100 kHz 125 °C (mA)	I_{L2} 2 min (μA)	$\tan \delta$ 100 Hz	Z 100 kHz +20 °C (Ω)	Z 100 kHz -40 °C (Ω)	ORDERING CODE MAL2246.....		
								BULK PACKAGING		TAPED
								FORM CA	FORM CB	FORM TFA
16	2700	16 x 20	1900	435	0.18	0.034	0.204	55272E3	65272E3	35272E3
	3300	18 x 20	2000	531	0.20	0.033	0.198	55332E3	65332E3	35332E3
	3900	16 x 25	2500	627	0.20	0.024	0.144	55392E3	65392E3	35392E3
	4700	18 x 25	2800	755	0.22	0.025	0.150	55472E3	65472E3	35472E3
	4700	16 x 31	3000	755	0.22	0.021	0.126	95475E3	95476E3	95473E3
	5600	16 x 35	3200	899	0.24	0.018	0.108	55562E3	65562E3	-
	6800	18 x 31	3100	1091	0.24	0.022	0.132	55682E3	65682E3	35682E3
25	1800	16 x 20	1900	453	0.14	0.034	0.204	56182E3	66182E3	36182E3
	2700	18 x 20	2000	678	0.16	0.033	0.198	56272E3	66272E3	36272E3
	2700	16 x 25	2500	678	0.16	0.024	0.144	96275E3	96276E3	96273E3
	3300	16 x 31	3000	828	0.18	0.021	0.126	56332E3	66332E3	36332E3
	3900	18 x 25	2800	978	0.18	0.025	0.150	56392E3	66392E3	36392E3
	4700	16 x 35	3200	1178	0.20	0.018	0.108	56472E3	66472E3	-
	4700	18 x 31	3100	1178	0.20	0.022	0.132	96475E3	96476E3	96473E3
5600	18 x 35	3100	1403	0.22	0.019	0.114	56562E3	66562E3	-	
35	1200	16 x 20	1900	423	0.12	0.034	0.204	50122E3	60122E3	30122E3
	1500	18 x 20	2000	528	0.12	0.033	0.198	50152E3	60152E3	30152E3
	1800	16 x 25	2500	633	0.12	0.024	0.144	50182E3	60182E3	30182E3
	2200	18 x 25	2800	773	0.14	0.025	0.150	50222E3	60222E3	30222E3
	2200	16 x 31	3000	773	0.14	0.021	0.126	90225E3	90226E3	90223E3
	2700	16 x 35	3200	948	0.14	0.018	0.108	50272E3	60272E3	-
	2700	18 x 31	3100	948	0.14	0.022	0.132	90275E3	90276E3	90273E3
3300	18 x 35	3100	1158	0.16	0.019	0.114	50332E3	60332E3	-	
50	820	16 x 20	1650	413	0.10	0.047	0.282	51821E3	61821E3	31821E3
	1000	18 x 20	1800	503	0.10	0.039	0.234	51102E3	61102E3	31102E3
	1000	16 x 25	2100	503	0.10	0.031	0.186	91105E3	91106E3	91103E3
	1200	18 x 25	2400	603	0.10	0.030	0.180	51122E3	61122E3	31122E3
	1200	16 x 31	2550	603	0.10	0.027	0.162	91125E3	91126E3	91123E3
	1500	16 x 35	2800	753	0.10	0.022	0.132	51152E3	61152E3	-
	1800	18 x 31	2700	903	0.10	0.026	0.156	51182E3	61182E3	31182E3
2200	18 x 35	3000	1103	0.12	0.022	0.132	51222E3	61222E3	-	
63	390	16 x 20	1250	249	0.10	0.075	0.450	58391E3	68391E3	38391E3
	470	18 x 20	1500	299	0.10	0.055	0.330	58471E3	68471E3	38471E3
	560	16 x 25	1800	356	0.10	0.048	0.288	58561E3	68561E3	38561E3
	680	18 x 25	2100	431	0.10	0.041	0.246	58681E3	68681E3	38681E3
	680	16 x 31	2200	431	0.10	0.036	0.216	98685E3	98686E3	98683E3
	820	16 x 35	2500	520	0.10	0.029	0.174	58821E3	68821E3	-
	1000	18 x 31	2400	633	0.10	0.032	0.192	58102E3	68102E3	38102E3
	1200	18 x 35	2600	759	0.10	0.029	0.174	58122E3	68122E3	-

Table 3

EXTENDED VIBRATION SPECIFICATIONS		
PARAMETER	PROCEDURE	REQUIREMENTS
Vibration specifications	From 10 g to 50 g	No visible damage; no leakage of electrolyte; marking legible $\Delta C/C: \pm 5\%$ with respect to initial measurements
Vibration frequency range	10 Hz to 2 kHz	
Vibration profile	<ul style="list-style-type: none"> • Constant sinus sweep • 3 directions • 8 h per direction 	

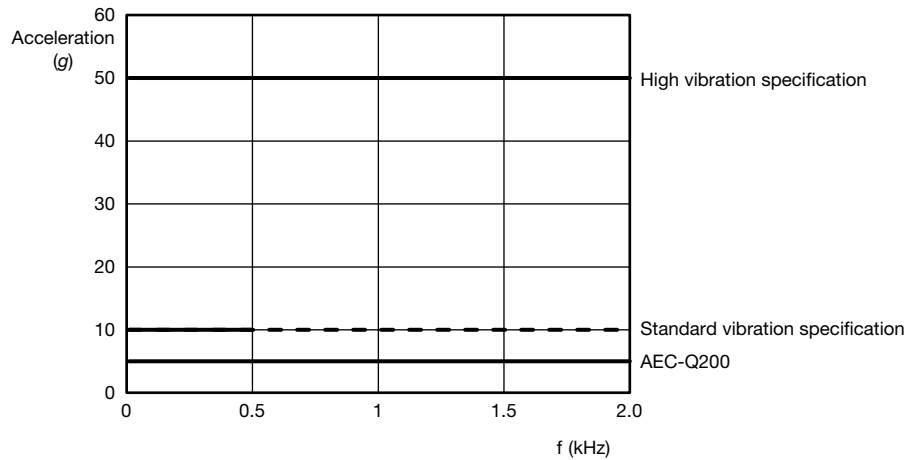
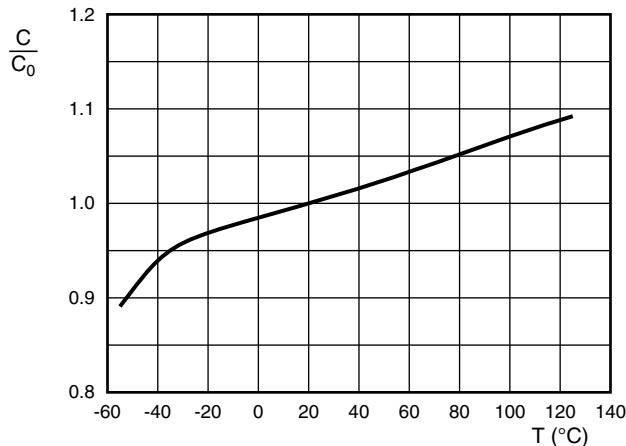
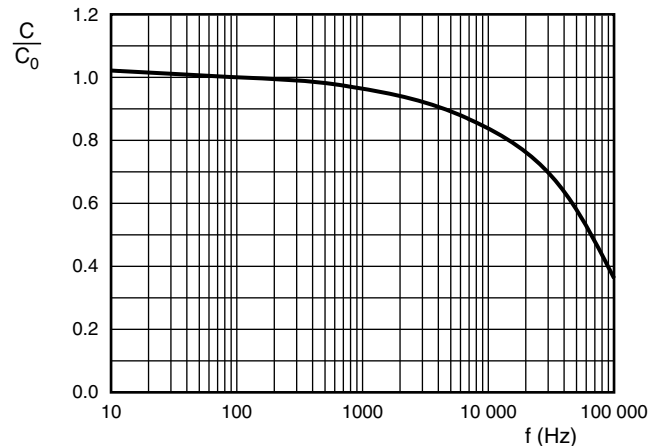


Fig. 5 - Vibration profile

Table 4

ADDITIONAL ELECTRICAL DATA		
PARAMETER	CONDITIONS	VALUE
Voltage		
Surge voltage		$U_s \leq 1.15 \times U_R$
Reverse voltage		$U_{rev} \leq 0.5 V$
Current		
Leakage current	After 2 min at U_R	$I_{L2} \leq 0.01 C_R \times U_R + 3 \mu A$
Inductance		
Equivalent series inductance (ESL)	Case $\varnothing D \geq 16$ mm	Typ. 18 nH
Resistance		
Equivalent series resistance (ESR)	Calculated from $\tan \delta_{max.}$ and C_R (see Table 2)	$ESR = \tan \delta / 2 \pi f C_R$

CAPACITANCE (C)

 Fig. 6 - Typical multiplier of capacitance at 100 Hz as a function of temperature ($C_0 = C$ at 20 °C)

 Fig. 7 - Typical multiplier of capacitance as a function of frequency at 20 °C ($C_0 = C$ at 100 Hz)

EQUIVALENT SERIES RESISTANCE (ESR)

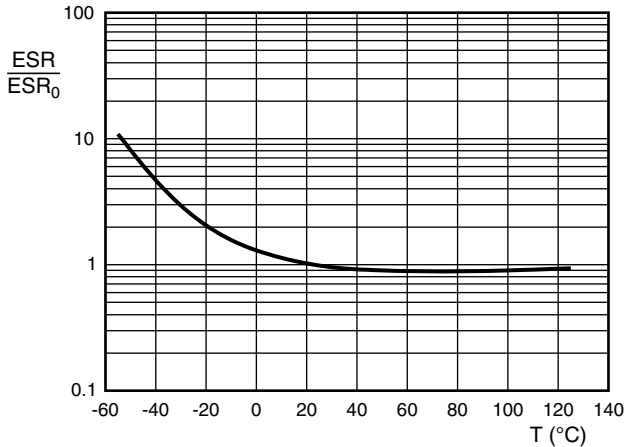


Fig. 8 - Typical multiplier of ESR at 100 Hz as a function of temperature ($ESR_0 = ESR$ at 20 °C)

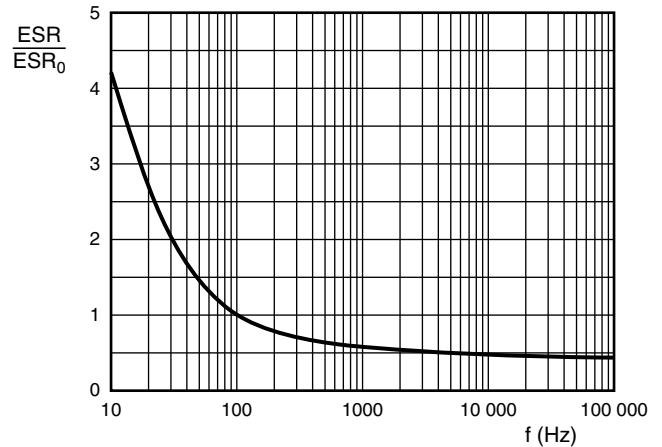


Fig. 9 - Typical multiplier of ESR at 20 °C as a function of frequency ($ESR_0 = ESR$ at 100 Hz)

IMPEDANCE (Z)

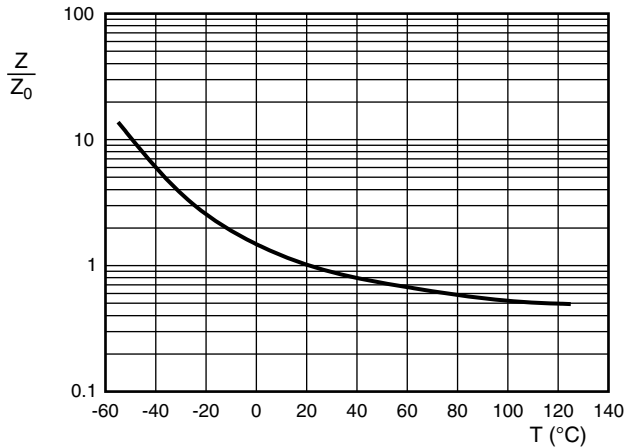


Fig. 10 - Typical multiplier of impedance at 100 kHz as a function of temperature ($Z_0 = Z$ at 20 °C)

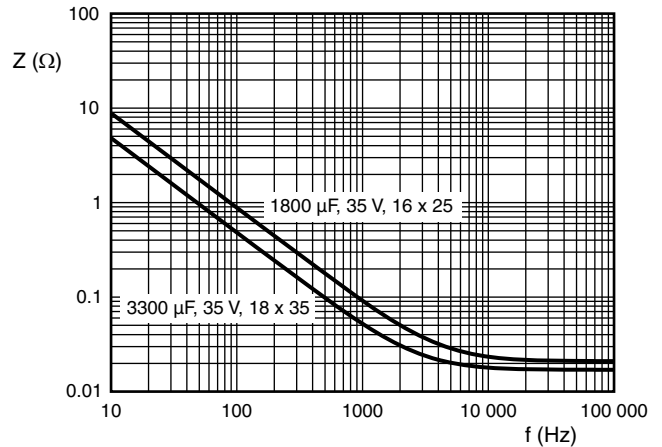


Fig. 11 - Typical impedance Z at 20 °C as a function of frequency

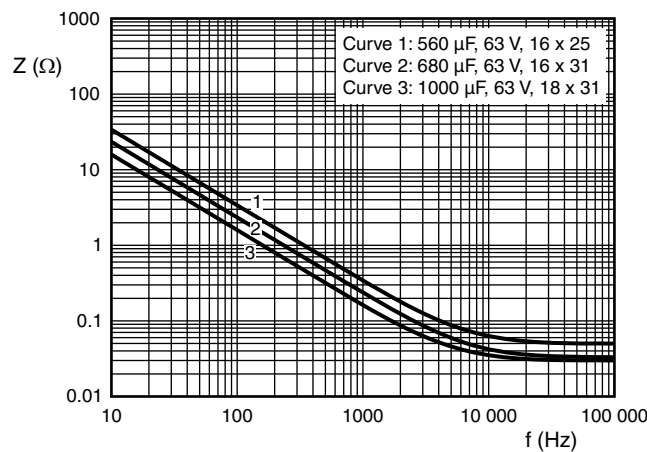


Fig. 12 - Typical impedance Z at 20 °C as a function of frequency

RIPPLE CURRENT AND USEFUL LIFE

Table 5

ENDURANCE TEST DURATION AND USEFUL LIFE AS A FUNCTION OF CASE SIZE			
NOMINAL CASE SIZE Ø D x L (mm)	CASE CODE	ENDURANCE AT 125 °C (h)	USEFUL LIFE AT 125 °C (h)
16 x 20	19a	3000	4000
16 x 25	19	3000	5000
16 x 31	20	4000	6000
16 x 35	21	5000	6000
18 x 20	1820	3000	4000
18 x 25	1825	3000	5000
18 x 31	1831	4000	6000
18 x 35	22	5000	6000

Note

- Multiplier of useful life code: MBC242

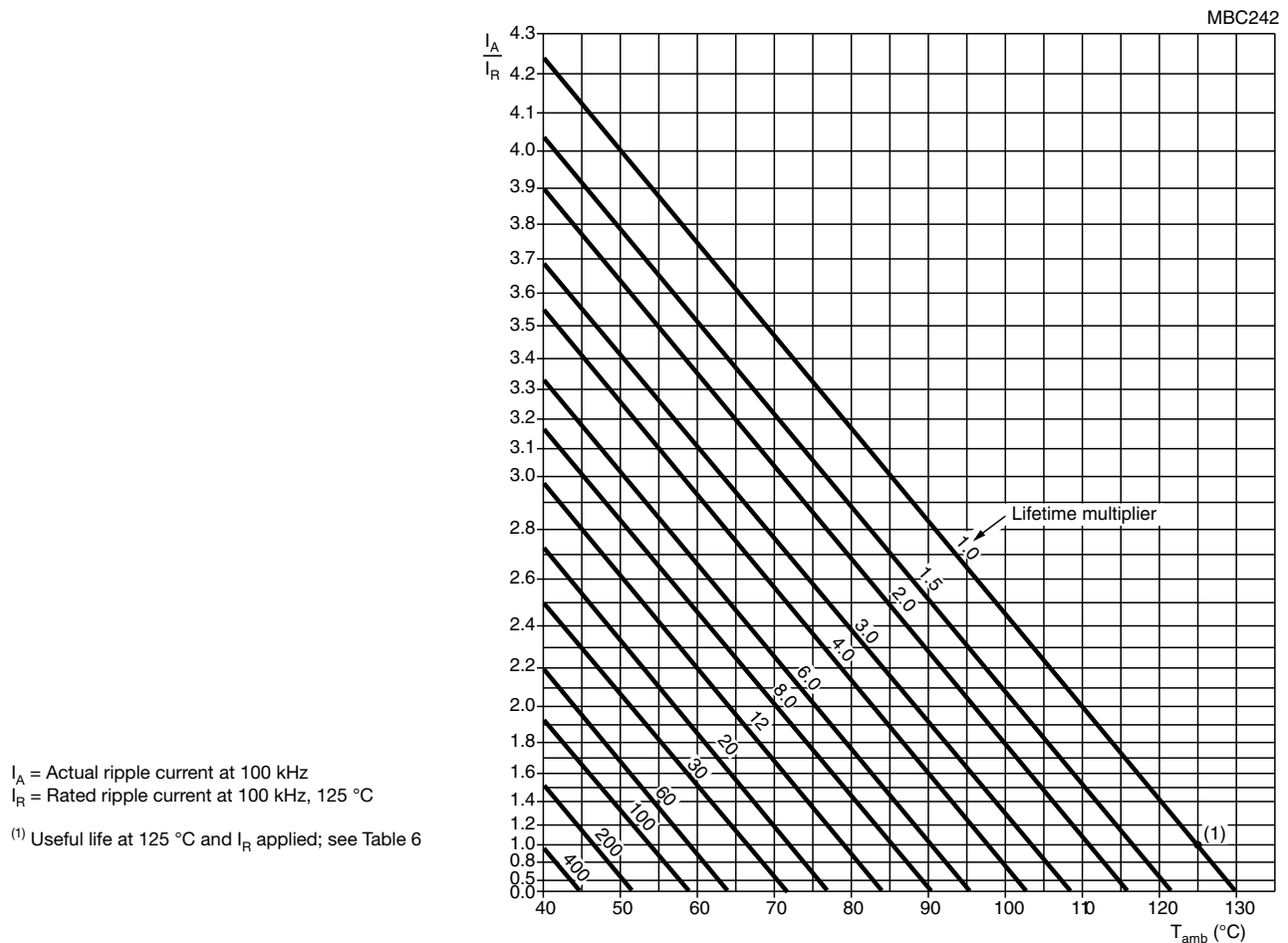


Fig. 13 - Multiplier of useful life as a function of ambient temperature and ripple current load



Table 6

MULTIPLIER OF RIPPLE CURRENT (I_R) AS A FUNCTION OF FREQUENCY							
U_R (V)	FREQUENCY (Hz)						
	50	100	300	1000	3000	10 000	100 000
	I_R MULTIPLIER						
16	0.60	0.70	0.85	0.90	0.95	1.00	1.00
25	0.60	0.70	0.85	0.90	0.95	1.00	1.00
35	0.50	0.65	0.80	0.85	0.90	0.95	1.00
50	0.35	0.50	0.65	0.80	0.90	0.90	1.00
63	0.35	0.50	0.65	0.80	0.90	0.90	1.00

Table 7

TEST PROCEDURES AND REQUIREMENTS			
TEST		PROCEDURE (quick reference)	REQUIREMENTS
NAME OF TEST	REFERENCE		
Endurance	IEC 60384-4 / EN130300 subclause 4.13	$T_{amb} = 125\text{ °C}$; U_R applied; for test duration see Table 3	$\Delta C/C: \pm 15\%$ $\tan \delta \leq 1.3 \times \text{spec. limit}$ $Z \leq 2 \times \text{spec. limit}$ $I_{L2} \leq \text{spec. limit}$
Useful life	CECC 30301 subclause 1.8.1	$T_{amb} = 125\text{ °C}$; U_R and I_R applied; for test duration see Table 3	$\Delta C/C: \pm 30\%$ $\tan \delta \leq 3 \times \text{spec. limit}$ $Z \leq 3 \times \text{spec. limit}$ $I_{L2} \leq \text{spec. limit}$ no short or open circuit total failure percentage: $\leq 1\%$
Shelf life	IEC 60384-4 / EN130300 subclause 4.17	$T_{amb} = 125\text{ °C}$; no voltage applied; 1000 h after test: U_R to be applied for 30 min, 24 h o 48 h before measurement	$\Delta C/C: \pm 15\%$ $\tan \delta \leq 1.3 \times \text{spec. limit}$ $Z \leq 3 \times \text{spec. limit}$ $I_{L2} \leq \text{spec. limit}$

Statements about product lifetime are based on calculations and internal testing. They should only be interpreted as estimations. Also due to external factors, the lifetime in the field application may deviate from the calculated lifetime. In general, nothing stated herein shall be construed as a guarantee of durability.



Disclaimer

ALL PRODUCT, PRODUCT SPECIFICATIONS AND DATA ARE SUBJECT TO CHANGE WITHOUT NOTICE TO IMPROVE RELIABILITY, FUNCTION OR DESIGN OR OTHERWISE.

Vishay Intertechnology, Inc., its affiliates, agents, and employees, and all persons acting on its or their behalf (collectively, "Vishay"), disclaim any and all liability for any errors, inaccuracies or incompleteness contained in any datasheet or in any other disclosure relating to any product.

Vishay makes no warranty, representation or guarantee regarding the suitability of the products for any particular purpose or the continuing production of any product. To the maximum extent permitted by applicable law, Vishay disclaims (i) any and all liability arising out of the application or use of any product, (ii) any and all liability, including without limitation special, consequential or incidental damages, and (iii) any and all implied warranties, including warranties of fitness for particular purpose, non-infringement and merchantability.

Statements regarding the suitability of products for certain types of applications are based on Vishay's knowledge of typical requirements that are often placed on Vishay products in generic applications. Such statements are not binding statements about the suitability of products for a particular application. It is the customer's responsibility to validate that a particular product with the properties described in the product specification is suitable for use in a particular application. Parameters provided in datasheets and / or specifications may vary in different applications and performance may vary over time. All operating parameters, including typical parameters, must be validated for each customer application by the customer's technical experts. Product specifications do not expand or otherwise modify Vishay's terms and conditions of purchase, including but not limited to the warranty expressed therein.

Except as expressly indicated in writing, Vishay products are not designed for use in medical, life-saving, or life-sustaining applications or for any other application in which the failure of the Vishay product could result in personal injury or death. Customers using or selling Vishay products not expressly indicated for use in such applications do so at their own risk. Please contact authorized Vishay personnel to obtain written terms and conditions regarding products designed for such applications.

No license, express or implied, by estoppel or otherwise, to any intellectual property rights is granted by this document or by any conduct of Vishay. Product names and markings noted herein may be trademarks of their respective owners.

X-ON Electronics

Largest Supplier of Electrical and Electronic Components

Click to view similar products for [Aluminium Electrolytic Capacitors - Radial Leaded](#) category:

Click to view products by [Vishay](#) manufacturer:

Other Similar products are found below :

[LXY50VB4.7M-5X11](#) [RFO-100V471MJ7P#](#) [B41041A2687M8](#) [B41041A7226M8](#) [B41044A7157M6](#) [EPA-201ELL151MM25S](#)

[NCD681K10KVY5PF](#) [KM4700/16](#) [KME50VB100M-8X11.5](#) [SG220M1CSA-0407](#) [ES5107M016AE1DA](#) [ESMG160ETD102MJ16S](#)

[ESRL25V330](#) [ESX472M16B](#) [SZ010M1500A5S-1015](#) [227RZS050M](#) [476CKH100MSA](#) [477CKR100M](#) [KME25VB100M-6.3X11](#)

[XRL50V22](#) [052687X](#) [107CKR010M](#) [EKMA500ELL4R7ME07D](#) [NRE-S560M16V6.3X7TBSTF](#) [RGA221M1CTA-0611G](#)

[ERZA630VHN182UP54N](#) [UPL1A331MPH](#) [MAL214658821E3](#) [MAL214658122E3](#) [SK106M016AC3KAKPLP](#) [SK107M025AE3EAKPLP](#)

[B43827A1106M8](#) [B41022A5686M6](#) [EKMA160EC3101MF07D](#) [ESMG160ETD221MF11D](#) [EKZH160ETD152MJ20S](#) [RBD-25V100KE3#N](#)

[EKMA350ELL100ME07D](#) [ESMG160ETD101ME11D](#) [EGXF500ELL561ML15S](#) [SK107M025AE3KAKPLP](#) [EKMG350ETD471MJ16S](#)

[MEA562M2G--D130](#) [MEA562M2W--D130](#) [35YXA330MEFC10X12.5](#) [RGA221M2ABK-1320G](#) [ERR1HM1R0D11OT](#)

[ERR1CM222W20OT](#) [TM1081EMF202RB](#) [RXQ271M2EBK-1836](#)