


High Temperature (230 °C) Zero Ohm Jumper SMD Thin Film Chip Resistor (Strap)


DESIGN SUPPORT TOOLS
[click logo to get started](#)

3D
Models
Available

More and more, customers use SMD straps (0 Ω) to enable or disable a function on their PCB. Vishay Sfernice offers straps in a wide range of standard dimensions: From 02016 to 2512. For applications requiring high temperature withstanding (up to 230 °C).

FEATURES

- Zero Ohm jumper
- SMD wraparound
- Sizes available: 02016 to 2512
- Thin film technology
- Terminations: Gold or tin/silver
- Resistance value < 30 mΩ
- Maximum current through resistor: 0.5 A to 6.3 A
- Temperature range: -55 °C to +230 °C
- Material categorization: for definitions of compliance please see www.vishay.com/doc?99912



RoHS
COMPLIANT

HALOGEN
FREE
Available

GREEN
(5-2008)
Available

STANDARD ELECTRICAL SPECIFICATIONS

MODEL	SIZE	RESISTANCE RANGE Ω	RATED POWER W AT 215°C	MAXIMUM CURRENT A AT 215°C
PZHT02016	02016	0 (max. 0.02)	0.002	0.28
PZHT0402	0402	0 (max. 0.02)	0.004	0.4
PZHT0603	0603	0 (max. 0.02)	0.008	0.56
PZHT0805	0805	0 (max. 0.02)	0.015	0.77
PZHT1206	1206	0 (max. 0.025)	0.025	1
PZHT2010	2010	0 (max. 0.025)	0.08	1.78
PZHT2512	2512	0 (max. 0.025)	0.1	2

CLIMATIC SPECIFICATIONS

Operating temperature range	-55 °C; +215 °C
Storage temperature range	-55 °C; +230 °C

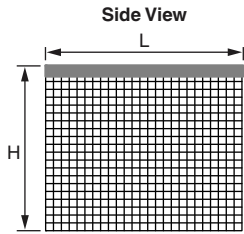
MECHANICAL SPECIFICATIONS

Substrate	Alumina
Technology	Thin film
Film	Au or SnAg over nickel barrier
Terminations ⁽¹⁾	G type: Au for HMP (high melting point) reflow process over nickel barrier P type: Au one face N type: SnAg for solder reflow over nickel barrier F type: SnAg one face

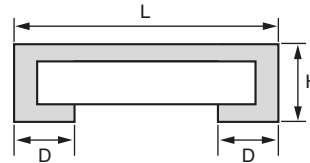

Note

⁽¹⁾ SnAg for temperatures up to 200 °C - Au for temperatures up to 230 °C

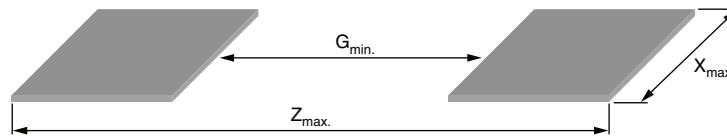
DIMENSIONS in millimeters

One Face Termination
 PZHT02016 to PZHT2512

Active Face View

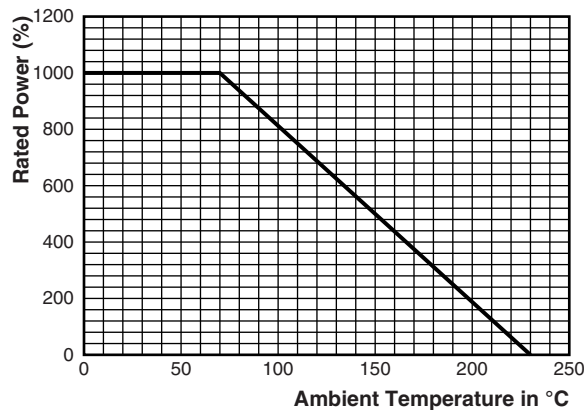
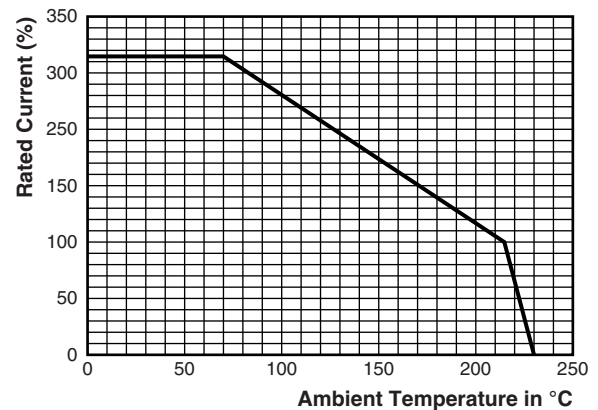
Wraparound Terminations
 PZHT0402 to PZHT2512

Side View

Bottom View


TERMINATIONS	One face	Wraparound	One face	Wraparound	One face	Wraparound	One face	Wraparound
MODEL	L		W		H		D	
PZHT02016	0.48 (± 0.1)	n/a	0.39 (± 0.1)	n/a	0.42 ± 0.07		n/a	
PZHT0402	1 ± 0.152		0.6 ± 0.127		0.5 ± 0.127		n/a	0.25 ± 0.1
PZHT0603	1.52 ± 0.152		0.85 ± 0.127		0.5 ± 0.127		n/a	0.38 ± 0.13
PZHT0805	1.91 ± 0.152		1.27 ± 0.127		0.5 ± 0.127		n/a	0.38 ± 0.13
PZHT1206	3.06 ± 0.152		1.6 ± 0.127		0.5 ± 0.127		n/a	0.40 ± 0.13
PZHT2010	5.08 ± 0.152		2.54 ± 0.127		0.5 ± 0.127		n/a	0.48 ± 0.13
PZHT2512	6.35 ± 0.152		3.3 ± 0.127		0.5 ± 0.127		n/a	0.48 ± 0.13

SUGGESTED LAND PATTERN in millimeters


TERMINATIONS	One face	Wraparound	One face	Wraparound	One face	Wraparound
MODEL	Z _{max.}		G _{min.}		X _{max.}	
PZHT02016	0.55	n/a	0.15	n/a	0.50	n/a
PZHT0402	1.15	1.55	0.15		0.73	
PZHT0603	1.67	2.37	0.35		0.98	
PZHT0805	2.06	2.76	0.74		1.40	
PZHT1206	3.21	3.91	1.85		1.73	
PZHT2010	5.23	5.93	3.71		2.67	
PZHT2512	6.5	7.20	4.91		3.32	

POWER DERATING CURVE

CURRENT DERATED CURVE




PACKAGING

Antistatic packaging: waffle pack or paper tape or low conductivity plastic tape. PZHT02016 only available in plastic tape.

SIZE	MOQ	NUMBER OF PIECES PER PACKAGE		TAPE WIDTH	
		WAFFLE PACK 2" x 2"	TAPE AND REEL		
			MIN.		MAX.
02016	100	n/a	100	8 mm	
0402		340			5000
0603		100			4000
0805					
1206					
2010		60			1000
2512		50			2000

PACKAGING RULES

Waffle Pack

Can be filled up to maximum quantity indicated in the table here above, taking into account the minimum order quantity. When quantity ordered exceeds maximum quantity of a single waffle pack, the waffle packs are stacked up on the top of each other and closed by one single cover.

To get "not stacked up" waffle pack in case of ordered quantity > maximum number of pieces per package: Please consult Vishay Sfernice for specific ordering code.

Tape and Reel

Can be filled up to maximum quantity indicated in the table here above, taking into account the minimum order quantity. When quantity ordered is between the MOQ and the maximum reel capacity, only one reel is provided.

When several reels are needed for ordered quantity within MOQ and maximum reel capacity: Please consult Vishay Sfernice for specific ordering code.

Parts are packed: active face down.

GLOBAL PART NUMBER INFORMATION

Global Part Numbering: PZHT1206-0R00NT

P	Z	H	T	1	2	0	6	-	0	R	0	0	N	T	
GLOBAL MODEL		SIZE		OHMIC VALUE			TERMINATION (1)(2)			PACKAGING					
PZHT		02016 0402 0603 0805 1206 2010 2512		0 Ω			P = Au (one face) F = tin / silver (one face) N = tin / silver (wraparound) G = Au (wraparound)			For more information see "Codification of packaging" table					

Notes

- (1) PZHT02016: one face termination only
- (2) P and G: for temperatures up to 230°C
F and N: for temperatures up to 200°C

CODIFICATION OF PACKAGING	
CODE 18	PACKAGING
WAFFLE PACK (not available for 02016)	
W	100 min., 1 mult
WA	100 min., 100 mult (available only in size 1206)
PLASTIC TAPE (standard for all sizes)	
T	100 min., 1 mult
TA	100 min., 100 mult
TB	250 min., 250 mult
TC	500 min., 500 mult
TD	1000 min., 1000 mult
TE	2500min., 2500 mult
TF	Full tape (quantity depending on size of chips)
PAPER TAPE (Available for 0402, 0603, 0805 and 1206. Please consult Vishay Sfernice for other sizes.)	
PT	100 min., 1 mult
PA	100 min., 100 mult
PB	250 min., 250 mult
PC	500 min., 500 mult
PD (not available for size 0402)	1000 min., 1000 mult
PE (not available for size 0402)	2500min., 2500 mult
PF (not available for size 0402)	Full tape (quantity depending on size of chips)



Disclaimer

ALL PRODUCT, PRODUCT SPECIFICATIONS AND DATA ARE SUBJECT TO CHANGE WITHOUT NOTICE TO IMPROVE RELIABILITY, FUNCTION OR DESIGN OR OTHERWISE.

Vishay Intertechnology, Inc., its affiliates, agents, and employees, and all persons acting on its or their behalf (collectively, "Vishay"), disclaim any and all liability for any errors, inaccuracies or incompleteness contained in any datasheet or in any other disclosure relating to any product.

Vishay makes no warranty, representation or guarantee regarding the suitability of the products for any particular purpose or the continuing production of any product. To the maximum extent permitted by applicable law, Vishay disclaims (i) any and all liability arising out of the application or use of any product, (ii) any and all liability, including without limitation special, consequential or incidental damages, and (iii) any and all implied warranties, including warranties of fitness for particular purpose, non-infringement and merchantability.

Statements regarding the suitability of products for certain types of applications are based on Vishay's knowledge of typical requirements that are often placed on Vishay products in generic applications. Such statements are not binding statements about the suitability of products for a particular application. It is the customer's responsibility to validate that a particular product with the properties described in the product specification is suitable for use in a particular application. Parameters provided in datasheets and / or specifications may vary in different applications and performance may vary over time. All operating parameters, including typical parameters, must be validated for each customer application by the customer's technical experts. Product specifications do not expand or otherwise modify Vishay's terms and conditions of purchase, including but not limited to the warranty expressed therein.

Except as expressly indicated in writing, Vishay products are not designed for use in medical, life-saving, or life-sustaining applications or for any other application in which the failure of the Vishay product could result in personal injury or death. Customers using or selling Vishay products not expressly indicated for use in such applications do so at their own risk. Please contact authorized Vishay personnel to obtain written terms and conditions regarding products designed for such applications.

No license, express or implied, by estoppel or otherwise, to any intellectual property rights is granted by this document or by any conduct of Vishay. Product names and markings noted herein may be trademarks of their respective owners.

X-ON Electronics

Largest Supplier of Electrical and Electronic Components

Click to view similar products for [Thin Film Resistors - SMD category](#):

Click to view products by [Vishay manufacturer](#):

Other Similar products are found below :

[M55342K06B34E0RT3](#) [D55342E07B379BR-TR](#) [AR02BTC1872](#) [AR02BTC18R7](#) [AR02BTC3830](#) [AR02BTC4220](#) [AR02BTC4422](#)
[AR02BTC5100](#) [AR02BTC5111](#) [AR02BTC5762](#) [AR02BTC8251](#) [AR02BTC8452](#) [AR03BTC0110](#) [AR03BTC0120](#) [AR03BTC0330](#)
[AR03BTC0390](#) [AR03BTC1102](#) [AR03BTC1103](#) [AR03BTC1201](#) [AR03BTC2000](#) [AR03BTC2201](#) [AR03BTC2203](#) [AR03BTC2490](#)
[AR03BTC3003](#) [AR03BTC3302](#) [AR03BTC3901](#) [AR03BTC4220](#) [AR03BTC4223N](#) [AR03BTC5602](#) [AR03BTC5603](#) [AR03BTC5900](#)
[AR03BTC7500](#) [AR03BTC9100](#) [AR03BTC9103](#) [AR03BTC9760](#) [AR05BTC0280](#) [AR05BTC1000](#) [AR05BTC1100](#) [AR05BTC1201](#)
[AR05BTC1202](#) [AR05BTC1300](#) [AR05BTC14R3](#) [AR05BTC1500](#) [AR05BTC1523](#) [AR05BTC1620](#) [AR05BTC1622](#) [AR05BTC1623](#)
[AR05BTC1760](#) [AR05BTC1800](#) [AR05BTC1823](#)