


Thick Film Chip Resistors, Industrial / High Reliability



MATERIAL SPECIFICATIONS	
Resistive element	Ruthenium oxide
Encapsulation	Epoxy
Substrate	96 % alumina
Termination	Solder-coated nickel barrier
Solder finish	Pure tin or tin / lead solder alloy

FEATURES

- Same materials and construction as MIL-PRF-55342 chip resistors
- Undergoes group A testing to MIL-PRF-55342 (precap visual inspection, thermal shock, DC resistance, 100 % visual inspection) prior to shipping
- Construction is sulfur impervious against a high sulfur environment (ASTM B 809-95 test method)
- Termination: tin / lead wraparound termination over nickel barrier. Also available with lead (Pb)-free wraparound terminations
- Capability to develop specific reliability programs designed to customer requirements
- Size, value, packaging and materials can be customized for special customer requirements
- Operating temperature range: -65 °C to +155 °C
- For zero ohm jumpers, see Vishay Dale's RCWP Jumper datasheet (www.vishay.com/doc?31017)
- Material categorization: for definitions of compliance please see www.vishay.com/doc?99912



Note

* This datasheet provides information about parts that are RoHS-compliant and / or parts that are non RoHS-compliant. For example, parts with lead (Pb) terminations are not RoHS-compliant. Please see the information / tables in this datasheet for details

STANDARD ELECTRICAL SPECIFICATIONS							
GLOBAL MODEL	HISTORICAL MODEL	CASE SIZE	POWER RATING ⁽¹⁾ $P_{70^{\circ}\text{C}}$ W	MAXIMUM WORKING VOLTAGE ⁽²⁾ V	RESISTANCE RANGE Ω	TOLERANCE $\pm \%$	TEMPERATURE COEFFICIENT $\pm \text{ppm}/^{\circ}\text{C}$
RCWP0201	RCWP-0201	0201	0.05	30	10 to 46	5, 10	300
					47 to 1M	1, 2, 5, 10	100, 200, 300
RCWP0502	RCWP-0502	0502	0.05	40	1 to 9.1	2, 5, 10	200, 300
					10 to 22M	1, 2, 5, 10	100, 200, 300
					10 to 10M	0.5	100, 200, 300
RCWP0302	RCWP-0302	0302	0.04	15	1 to 9.1	2, 5, 10	200, 300
					10 to 22M	1, 2, 5, 10	100, 200, 300
					10 to 10M	0.5	100, 200, 300
RCWP0402	RCWP-0402	0402	0.05	30	1 to 9.1	2, 5, 10	200, 300
					10 to 22M	1, 2, 5, 10	100, 200, 300
					10 to 10M	0.5	100, 200, 300
RCWP0603	RCWP-0603	0603	0.10	50	1 to 5.1	2, 5, 10	200, 300
					5.6 to 22M	1, 2, 5, 10	100, 200, 300
					5.62 to 10M	0.5	100, 200, 300
RCWP0540	RCWP-540	0504	0.08	40	1 to 9.1	2, 5, 10	200, 300
					10 to 22M	1, 2, 5, 10	100, 200, 300
					10 to 10M	0.5	100, 200, 300
RCWP0550	RCWP-550	0505	0.125	50	1 to 9.1	2, 5, 10	200, 300
					10 to 22M	1, 2, 5, 10	100, 200, 300
					10 to 10M	0.5	100, 200, 300
RCWP0575	RCWP-575	0705 ⁽³⁾	0.15	70	1 to 5.1	2, 5, 10	200, 300
					5.6 to 22M	1, 2, 5, 10	100, 200, 300
					5.62 to 10M	0.5	100, 200, 300
RCWP5100	RCWP-5100	1005	0.20	100	1 to 5.1	2, 5, 10	200, 300
					5.6 to 22M	1, 2, 5, 10	100, 200, 300
					5.62 to 10M	0.5	100, 200, 300
RCWP1206	RCWP-1206	1206	0.25	100	1 to 5.1	2, 5, 10	200, 300
					5.6 to 22M	1, 2, 5, 10	100, 200, 300
					5.62 to 10M	0.5	100, 200, 300



STANDARD ELECTRICAL SPECIFICATIONS							
GLOBAL MODEL	HISTORICAL MODEL	CASE SIZE	POWER RATING ⁽¹⁾ $P_{70^{\circ}\text{C}}$ W	MAXIMUM WORKING VOLTAGE ⁽²⁾ V	RESISTANCE RANGE Ω	TOLERANCE $\pm \%$	TEMPERATURE COEFFICIENT $\pm \text{ppm}/^{\circ}\text{C}$
RCWP5150	RCWP-5150	1505	0.35	125	1 to 5.1	2, 5, 10	200, 300
					5.6 to 22M	1, 2, 5, 10	100, 200, 300
					5.62 to 10M	0.5	100, 200, 300
RCWP1100	RCWP-1100	1010	0.50	100	1 to 5.1	2, 5, 10	200, 300
					5.6 to 22M	1, 2, 5, 10	100, 200, 300
					5.62 to 10M	0.5	100, 200, 300
RCWP1210	RCWP-1210	1210	0.50	200	1 to 5.1	2, 5, 10	200, 300
					5.6 to 22M	1, 2, 5, 10	100, 200, 300
					5.62 to 10M	0.5	100, 200, 300
RCWP7225	RCWP-7225	2208	0.60	200	1 to 5.1	2, 5, 10	200, 300
					5.6 to 22M	1, 2, 5, 10	100, 200, 300
					5.62 to 10M	0.5	100, 200, 300
RCWP2010	RCWP-2010	2010	0.80	200	1 to 5.1	2, 5, 10	200, 300
					5.6 to 22M	1, 2, 5, 10	100, 200, 300
					5.62 to 10M	0.5	100, 200, 300
RCWP2512	RCWP-2512	2512	1.0	200	1 to 5.1	2, 5, 10	200, 300
					5.6 to 22M	1, 2, 5, 10	100, 200, 300
					5.62 to 10M	0.5	100, 200, 300

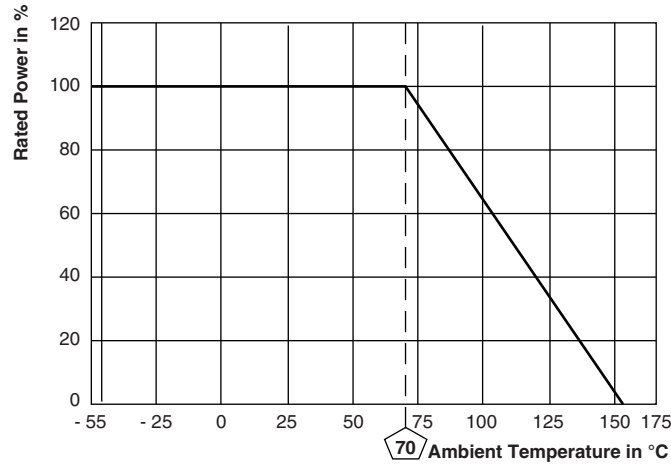
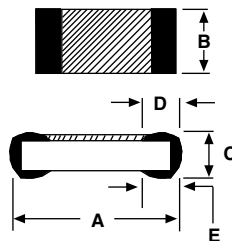
Notes

- Consult factory for extended resistance range
- (1) Power rating depends on the maximum temperature at the solder point, the component placement density and the substrate material.
- (2) Continuous working voltage shall be $\sqrt{P \times R}$ or maximum working voltage, whichever is less
- (3) MIL case size 0705 and EIA case size 0805 are dimensionally the same

GLOBAL PART NUMBER INFORMATION																	
New Global Part Numbering: RCWP510010K0GMWB (preferred part numbering format)																	
R	C	W	P	5	1	0	0	1	0	K	0	G	M	W	B		
GLOBAL MODEL (see Standard Electrical Specifications table)	RESISTANCE VALUE R = Ω K = k Ω M = M Ω 10R0 = 10 Ω 1K30 = 1.3 k Ω 1M00 = 1.0 M Ω 0000 = 0 Ω jumper		TOLERANCE CODE D = $\pm 0.5 \%$ F = $\pm 1 \%$ G = $\pm 2 \%$ J = $\pm 5 \%$ K = $\pm 10 \%$ Z = 0 Ω jumper		TEMPERATURE COEFFICIENT K = 100 ppm N = 200 ppm M = 300 ppm S = Special, 0 Ω jumper		PACKAGING CODE ⁽¹⁾ TP = tin / lead, T/R, plastic tape (full reel; all except 0201 and 1210) S3 = tin / lead, T/R, plastic tape (1000 pieces; all except 0201 and 1210) WB = tin / lead, waffle tray S2 = tin / lead, T/R, plastic tape (500 pieces; all except 0201 and 1210) S6 = tin / lead, T/R, plastic tape (300 pieces; all except 0201 and 1210) UA = tin / lead, T/R, paper tape (full reel; 0201 and 1210 only) UD = tin / lead, T/R, paper tape (1000 pieces; 0201 and 1210 only) UC = tin / lead, T/R, paper tape (500 pieces; 0201 and 1210 only) UB = tin / lead, T/R, paper tape (300 pieces; 0201 and 1210 only) EA = lead (Pb)-free, T/R (full) EB = lead (Pb)-free, T/R (1000 pieces) ET = lead (Pb)-free, waffle tray EC = lead (Pb)-free, T/R (500 pieces) ED = lead (Pb)-free, T/R (300 pieces)					SPECIAL Blank = standard (dash number) (up to 2 digits) from 1 to 99 as applicable 99 = 0 Ω jumper					
Historical Part Number: RCWP-5100103G (will continue to be accepted)																	
RCWP-5100			103			G			T03								
HISTORICAL MODEL			RESISTANCE VALUE			TOLERANCE CODE			PACKAGING CODE								

Notes

- For additional information on packaging, refer to the Surface Mount Resistor Packaging document (www.vishay.com/doc?31543)
- (1) Tape and reel packaging with plastic tape standard for all case sizes except 0201 and 1210. For the 0201 and 1210 case sizes, the product is only offered in tape and reel packaging with paper tape

DERATING CURVE

DIMENSIONS in inches (millimeters)


GLOBAL MODEL	A (LENGTH)	B (WIDTH)	C (HEIGHT)	D (TOP TERM)	E (BOTTOM TERM)
RCWP0201	0.024 ± 0.002 (0.61 ± 0.05)	0.012 ± 0.002 (0.30 ± 0.05)	0.009 ± 0.002 (0.23 ± 0.05)	0.006 ± 0.003 (0.15 ± 0.08)	0.006 + 0.002 - 0.004 (0.15 + 0.05 - 0.10)
RCWP0302	0.034 ± 0.004 (0.86 ± 0.10)	0.021 ± 0.003 (0.53 ± 0.08)	0.013 ± 0.003 (0.33 ± 0.08)	0.007 ± 0.005 (0.18 ± 0.13)	0.008 ± 0.005 (0.20 ± 0.13)
RCWP0402	0.039 ± 0.003 (0.99 ± 0.08)	0.020 ± 0.003 (0.51 ± 0.08)	0.013 ± 0.003 (0.33 ± 0.08)	0.010 ± 0.005 (0.25 ± 0.13)	0.010 ± 0.005 (0.25 ± 0.13)
RCWP0502	0.055 ± 0.005 (1.40 ± 0.13)	0.023 ± 0.003 (0.58 ± 0.08)	0.015 ± 0.003 (0.38 ± 0.08)	0.010 ± 0.005 (0.25 ± 0.13)	0.015 ± 0.005 (0.38 ± 0.13)
RCWP0540	0.055 ± 0.005 (1.40 ± 0.13)	0.040 ± 0.005 (1.02 ± 0.13)	0.020 ± 0.005 (0.51 ± 0.13)	0.010 ± 0.005 (0.25 ± 0.13)	0.010 ± 0.005 (0.25 ± 0.13)
RCWP0550	0.055 ± 0.005 (1.40 ± 0.13)	0.050 ± 0.005 (1.27 ± 0.13)	0.020 ± 0.005 (0.51 ± 0.13)	0.010 ± 0.005 (0.25 ± 0.13)	0.015 ± 0.005 (0.38 ± 0.13)
RCWP0575	0.080 ± 0.005 (2.03 ± 0.13)	0.050 ± 0.005 (1.27 ± 0.13)	0.020 ± 0.005 (0.51 ± 0.13)	0.016 ± 0.008 (0.41 ± 0.20)	0.015 ± 0.005 (0.38 ± 0.13)
RCWP0603	0.063 ± 0.005 (1.60 ± 0.13)	0.032 ± 0.005 (0.81 ± 0.13)	0.018 ± 0.005 (0.46 ± 0.13)	0.012 ± 0.005 (0.30 ± 0.13)	0.015 ± 0.005 (0.38 ± 0.13)
RCWP1100	0.105 ± 0.005 (2.67 ± 0.13)	0.100 ± 0.005 (2.54 ± 0.13)	0.020 ± 0.005 (0.51 ± 0.13)	0.015 ± 0.005 (0.38 ± 0.13)	0.015 ± 0.005 (0.38 ± 0.13)
RCWP1206	0.125 ± 0.005 (3.18 ± 0.13)	0.063 ± 0.005 (1.60 ± 0.13)	0.020 ± 0.005 (0.51 ± 0.13)	0.015 ± 0.005 (0.38 ± 0.13)	0.015 ± 0.005 (0.38 ± 0.13)
RCWP1210	0.126 ± 0.008 (3.20 ± 0.20)	0.098 ± 0.008 (2.50 ± 0.20)	0.022 ± 0.002 (0.55 ± 0.05)	0.016 ± 0.008 (0.40 ± 0.20)	0.018 ± 0.008 (0.45 ± 0.20)
RCWP2010	0.197 ± 0.006 (5.00 ± 0.15)	0.098 ± 0.005 (2.49 ± 0.13)	0.020 ± 0.005 (0.51 ± 0.13)	0.020 ± 0.005 (0.51 ± 0.13)	0.020 ± 0.005 (0.51 ± 0.13)
RCWP2512	0.250 ± 0.006 (6.35 ± 0.15)	0.124 ± 0.005 (3.15 ± 0.13)	0.020 ± 0.005 (0.51 ± 0.13)	0.020 ± 0.005 (0.51 ± 0.13)	0.020 ± 0.005 (0.51 ± 0.13)
RCWP5100	0.105 ± 0.005 (2.67 ± 0.13)	0.050 ± 0.005 (1.27 ± 0.13)	0.020 ± 0.005 (0.51 ± 0.13)	0.015 ± 0.005 (0.38 ± 0.13)	0.015 ± 0.005 (0.38 ± 0.13)
RCWP5150	0.155 ± 0.005 (3.94 ± 0.13)	0.050 ± 0.005 (1.27 ± 0.13)	0.020 ± 0.005 (0.51 ± 0.13)	0.015 ± 0.005 (0.38 ± 0.13)	0.015 ± 0.005 (0.38 ± 0.13)
RCWP7225	0.230 ± 0.005 (5.84 ± 0.13)	0.075 ± 0.005 (1.91 ± 0.13)	0.020 ± 0.005 (0.51 ± 0.13)	0.020 ± 0.005 (0.51 ± 0.13)	0.020 ± 0.005 (0.51 ± 0.13)



Disclaimer

ALL PRODUCT, PRODUCT SPECIFICATIONS AND DATA ARE SUBJECT TO CHANGE WITHOUT NOTICE TO IMPROVE RELIABILITY, FUNCTION OR DESIGN OR OTHERWISE.

Vishay Intertechnology, Inc., its affiliates, agents, and employees, and all persons acting on its or their behalf (collectively, "Vishay"), disclaim any and all liability for any errors, inaccuracies or incompleteness contained in any datasheet or in any other disclosure relating to any product.

Vishay makes no warranty, representation or guarantee regarding the suitability of the products for any particular purpose or the continuing production of any product. To the maximum extent permitted by applicable law, Vishay disclaims (i) any and all liability arising out of the application or use of any product, (ii) any and all liability, including without limitation special, consequential or incidental damages, and (iii) any and all implied warranties, including warranties of fitness for particular purpose, non-infringement and merchantability.

Statements regarding the suitability of products for certain types of applications are based on Vishay's knowledge of typical requirements that are often placed on Vishay products in generic applications. Such statements are not binding statements about the suitability of products for a particular application. It is the customer's responsibility to validate that a particular product with the properties described in the product specification is suitable for use in a particular application. Parameters provided in datasheets and / or specifications may vary in different applications and performance may vary over time. All operating parameters, including typical parameters, must be validated for each customer application by the customer's technical experts. Product specifications do not expand or otherwise modify Vishay's terms and conditions of purchase, including but not limited to the warranty expressed therein.

Except as expressly indicated in writing, Vishay products are not designed for use in medical, life-saving, or life-sustaining applications or for any other application in which the failure of the Vishay product could result in personal injury or death. Customers using or selling Vishay products not expressly indicated for use in such applications do so at their own risk. Please contact authorized Vishay personnel to obtain written terms and conditions regarding products designed for such applications.

No license, express or implied, by estoppel or otherwise, to any intellectual property rights is granted by this document or by any conduct of Vishay. Product names and markings noted herein may be trademarks of their respective owners.

X-ON Electronics

Largest Supplier of Electrical and Electronic Components

Click to view similar products for [vishay](#) manufacturer:

Other Similar products are found below :

[M39006/22-0577H](#) [Y00892K49000BR13L](#) [VSKT250-16PBF](#) [M8340109M6801GGD03](#) [NTCALUG01A103F291L](#) [ITU1341SM3](#) [VS-MBRB1545CTPBF](#) [1KAB100E](#) [1KAB20E](#) [CP0005150R0JE1490](#) [S472M69Z5UR84K0R](#) [MKP1848C65090JY5L](#) [562R5GAD47RR](#)
[CRCW1210360RFKEA](#) [VSMF4720-GS08](#) [TSOP34438SS1V](#) [CRCW04024021FRT7](#) [001789X](#) [CRCW08054K00FKTA](#) [LVR10R0200FE03](#)
[CRCW12063K30FKEAHP](#) [009923A](#) [CRCW2010331JR02](#) [CRCW25128K06FKEG](#) [CS6600552K000B8768](#) [CSC07A0110K0GPA](#)
[M34C156K100BZSS](#) [M39003/01-2289](#) [M39003/01-2784](#) [M39006/25-0133](#) [M39006/25-0228](#) [M64W101KB40](#) [M64Z501KB40](#)
[CW001R5000JS73](#) [CW0055R000JE12](#) [CW0056K800JB12](#) [CW0106K000JE73](#) [672D826H075EK5C](#) [CWR06JC105KC](#) [CWR06NC475JC](#)
[MAL219699001E3](#) [MCRL007035R00JHB00](#) [92MT80KPBF](#) [PTF56100K00QYEK](#) [PTN0805H1502BBTR1K](#) [RCWL1210R130JNEA](#)
[RH005220R0FE02](#) [RH005330R0FC02](#) [RH010R0500FC02](#) [132B20103](#)