



Metal Film Resistors, Military/Established Reliability, Hermetically-Sealed, MIL-PRF-55182 Qualified, Precision, Type RNR, Characteristics E and C



For the highest degree of reliability, stability and uniformity of construction, Vishay Angstrom hermetically-sealed metal film resistors are unquestionably the first choice. The true glass-to-metal hermetic enclosure seals the resistor element in an inert gas atmosphere and protects it from virtually all adverse environmental influences. The glass enclosure will withstand in excess of 3000 psi external pressure without leakage. The reliability and stability of Vishay Angstrom hermetically-sealed resistors have been established by their use in nearly every military, missile, aerospace and oceanography program having the most demanding applications and the most hostile environments.

FEATURES

- Qualified to MIL-PRF-55182 characteristics E and C (E only for RNR75)
• Performance exceeds the requirements of MIL-PRF-55182
• "S" level reliability
• Hermetic glass enclosure is impervious to harmful environments
• Inert gas filled
• Low noise (- 40 dB)
• Standard lead on the RNR product is solderable and on the RNN is weldable
• MODEL RNC: For characteristics E and C (per MIL-PRF-55182) terminal model RNR shall be used as a substitute.
• For MIL-PRF-55182 characteristics J, H, and K product, see Vishay Dale's ERC (Military RNC/RNR) data sheet (www.vishay.com/doc?31025).

Table with 10 columns: VISHAY ANGSTROMH MODEL, MIL-PRF-55182 STYLE, MIL SPEC. SHEET, POWER RATING P70 °C W, POWER RATING P125 °C W, TOLERANCE ± %, MAXIMUM WORKING VOLTAGE V, RESISTANCE RANGE Ω ± 50 ppm/°C (1) (C), RESISTANCE RANGE Ω ± 25 ppm/°C (1) (E), LIFE FAILURE RATE (3). Rows include models HDN55, HDN57, HDN60, HDN65, HDN70, HDN75.

Notes

- (1) Temperature characteristics E and C designate hermetically-sealed enclosure.
(2) Standard resistance values should be selected from the Resistance-Tolerance Decade table. B tolerance available in all values.
(3) Contact factory for current QPL failure rates.
(4) Continuous working voltage shall be sqrt(P x R) or maximum working voltage, whichever is less.
(5) Hot solder dipped leads.



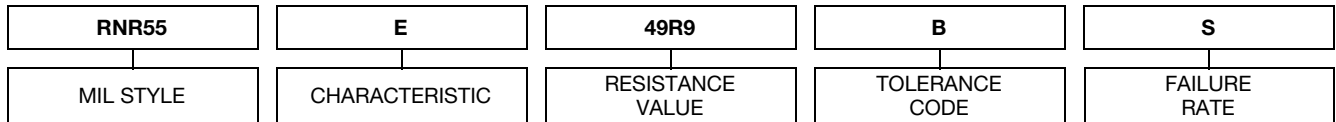
GLOBAL PART NUMBER INFORMATION

New Global Part Numbering: RNR55E49R9BSM76 (preferred part number format)



| MIL STYLE (1) | CHARACTERISTIC (2) | RESISTANCE VALUE | TOLERANCE CODE | FAILURE RATE | PACKAGING | SPECIAL |
|--|--|--|--|---|---|---|
| RNR = solderable only RNN = weldable only (see Standard Electrical Specifications table) | E = 25 ppm C = 50 ppm | 3 digit significant figure, followed by a multiplier Use "R" for values < 100 Ω 10R0 = 10 Ω 49R9 = 49.9 Ω 2152 = 21.5 kΩ 3014 = 3.01 MΩ | B = ± 0.1 % D = ± 0.5 % F = ± 1 % | M = 1.0 %/1000 h P = 0.1 %/1000 h R = 0.01 %/1000 h S = 0.001 %/1000 h | M76 = foil bag (55, 57, 60) M77 = Foil bag (65, 70, 75) BSL = foil bag, single lot date code RJ7 = T/R (55, 57, 60) RJ8 = T/R (65, 70, 75) RSL = T/R, single lot date code | Blank = standard (dash number) (up to 3 digits) from 1 to 999 as applicable 1 = hot solder dip (57's, 60's, 75's) 4 = hot solder dip (70's) 65 = hot solder dip (55's, 65's) |

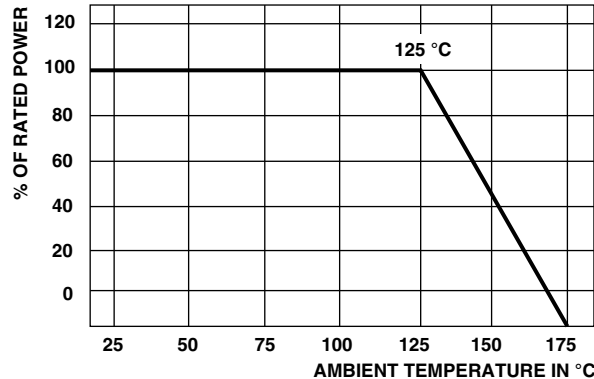
Historical Part Numbering: RNR55E49R9BS (will continue to be accepted)



Notes

- For additional information on packaging, refer to the Through-Hole Resistor Packaging document (www.vishay.com/doc?31544).
- (1) MODEL RNC: For characteristics C and E (per MIL-PRF-55182) terminal model RNR shall be used as a substitute
- (2) For RNR75 only: Characteristic J (± 25 ppm/°C) is also available

POWER DERATING



CAGE CODE: 91637



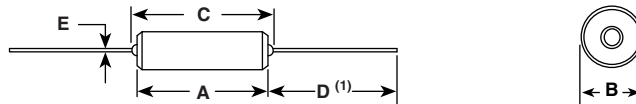
| MARKING (per MIL-PRF-55182) | | | |
|--|--|---|-----------------------------------|
| Characteristics: C = 50 ppm, E = 25 ppm Tolerance: F = 1 %, D = 0.5 %, B = 0.1 % Value: Three significant figures and multipliers J = JAN (Joint Army - Navy) brand | | | |
| RNR/RNN55, RNR/RNN57: (4 lines) | | RNR/RNN60, RNR/RNN65, RNR/RNN70, RNR/RNN75: (5 lines) | |
| A | Manufacturer's code | 91637 | CAGE code |
| 205C | 3 digit date code and characteristic | 1205J | 4 digit date code and JAN |
| 1002 | Value | RNR60E | Style and characteristic |
| FSRJ | Tolerance, failure rate, lead material and JAN | 2501FS | Value, tolerance and failure rate |
| | | 1203A | Production lot code |

| COMPARISON OF VISHAY ANGSTROHM CHARACTERISTICS TO MIL SPECIFICATION LIMIT (1) | | | | | | | |
|---|-------------------------|----------------------------|---------------------|-------------------------|---|--|--|
| MILITARY STYLE (RNR/RNN) | LOAD LIFE LIMIT ± 2.0 % | MOISTURE LIMIT (2) ± 0.2 % | SHOCK LIMIT ± 0.2 % | VIBRATION LIMIT ± 0.2 % | HIGH TEMPERATURE EXPOSURE LIMIT ± 2.0 % | LOW TEMPERATURE OPERATION LIMIT ± 0.15 % | RESISTANCE TO SOLDERING HEAT LIMIT ± 0.1 % |
| 55 | < 0.2 % | < 0.03 % | < 0.02 % | < 0.02 % | < 0.4 % | < 0.004 % | < 0.02 % |
| 57 | < 0.3 % | < 0.02 % | < 0.01 % | < 0.01 % | < 0.3 % | < 0.005 % | < 0.01 % |
| 60 | < 0.3 % | < 0.03 % | < 0.01 % | < 0.01 % | < 0.4 % | < 0.004 % | < 0.02 % |
| 65 | < 0.5 % | < 0.03 % | < 0.01 % | < 0.01 % | < 0.4 % | < 0.003 % | < 0.01 % |
| 70 | < 0.6 % | < 0.01 % | < 0.01 % | < 0.01 % | < 0.4 % | < 0.006 % | < 0.01 % |
| 75 | < 0.5 % | < 0.02 % | < 0.01 % | < 0.01 % | < 0.3 % | < 0.010 % | < 0.01 % |

Notes

- (1) This typical data is taken from the average resistance shifts from numerous values. The actual shifts are dependent on the value.
- (2) Any shift during moisture testing is due to the "load" (mini-load life) portion of the test and not due to the effect of moisture

DIMENSIONS PER MIL-PRF-55182 in inches (millimeters)



| VISHAY ANGSTROHM MODEL | MIL-PRF-55182 STYLE | A LENGTH | B DIAMETER | C CL TO CL (MAX.) | D LENGTH ± 0.125 (± 3.18) | E DIAMETER ± 0.002 (± 0.051) | APPROX. WEIGHT (g) |
|------------------------|---------------------|--|--|-------------------|---------------------------|------------------------------|--------------------|
| HDN55 | RNR55, RNN55 | 0.250 + 0.031 - 0.046 (6.35 + 0.78 - 1.17) | 0.109 ± 0.031 (2.77 ± 0.78) | 0.379 (9.63) | 1.50 (38.10) | 0.025 (0.635) | 0.337 |
| HDN57 | RNR57, RNN57 | 0.281 ± 0.062 (7.14 ± 1.57) | 0.155 ± 0.015 (3.94 ± 0.38) | 0.467 (11.86) | 1.25 (31.75) | 0.025 (0.635) | 0.405 |
| HDN60 | RNR60, RNN60 | 0.375 + 0.062 - 0.115 (9.53 + 1.57 - 2.92) | 0.125 ± 0.040 (3.18 ± 1.02) | 0.561 (14.25) | 1.50 (38.10) | 0.025 (0.635) | 0.450 |
| HDN65 | RNR65, RNN65 | 0.625 + 0.031 - 0.094 (15.8 + 0.787 - 2.39) | 0.188 + 0.062 - 0.031 (4.78 + 1.57 - 0.787) | 0.780 (19.81) | 1.50 (38.10) | 0.025 (0.635) | 1.30 |
| HDN70 | RNR70, RNN70 | 0.750 + 0.125 - 0.250 (19.05 + 3.18 - 6.35) | 0.250 + 0.078 - 0.090 (6.35 + 1.98 - 2.29) | 0.939 (23.85) | 1.50 (38.10) | 0.032 (0.813) | 1.44 |
| HDN75 | RNR75, RNN75 | 1.062 ± 0.062 (26.98 ± 1.58) | 0.375 + 0.062 - 0.150 (9.53 + 1.57 - 3.81) | 1.186 (30.12) | 1.50 (38.10) | 0.032 (0.813) | 2.500 |

Note

- (1) Lead length for product in foil bag pack. For product supplied in tape and reel, the actual lead length would be based on the body size, tape spacing and lead trim.



Disclaimer

ALL PRODUCT, PRODUCT SPECIFICATIONS AND DATA ARE SUBJECT TO CHANGE WITHOUT NOTICE TO IMPROVE RELIABILITY, FUNCTION OR DESIGN OR OTHERWISE.

Vishay Intertechnology, Inc., its affiliates, agents, and employees, and all persons acting on its or their behalf (collectively, "Vishay"), disclaim any and all liability for any errors, inaccuracies or incompleteness contained in any datasheet or in any other disclosure relating to any product.

Vishay makes no warranty, representation or guarantee regarding the suitability of the products for any particular purpose or the continuing production of any product. To the maximum extent permitted by applicable law, Vishay disclaims (i) any and all liability arising out of the application or use of any product, (ii) any and all liability, including without limitation special, consequential or incidental damages, and (iii) any and all implied warranties, including warranties of fitness for particular purpose, non-infringement and merchantability.

Statements regarding the suitability of products for certain types of applications are based on Vishay's knowledge of typical requirements that are often placed on Vishay products in generic applications. Such statements are not binding statements about the suitability of products for a particular application. It is the customer's responsibility to validate that a particular product with the properties described in the product specification is suitable for use in a particular application. Parameters provided in datasheets and / or specifications may vary in different applications and performance may vary over time. All operating parameters, including typical parameters, must be validated for each customer application by the customer's technical experts. Product specifications do not expand or otherwise modify Vishay's terms and conditions of purchase, including but not limited to the warranty expressed therein.

Except as expressly indicated in writing, Vishay products are not designed for use in medical, life-saving, or life-sustaining applications or for any other application in which the failure of the Vishay product could result in personal injury or death. Customers using or selling Vishay products not expressly indicated for use in such applications do so at their own risk. Please contact authorized Vishay personnel to obtain written terms and conditions regarding products designed for such applications.

No license, express or implied, by estoppel or otherwise, to any intellectual property rights is granted by this document or by any conduct of Vishay. Product names and markings noted herein may be trademarks of their respective owners.

X-ON Electronics

Largest Supplier of Electrical and Electronic Components

Click to view similar products for [Metal Film Resistors - Through Hole](#) category:

Click to view products by [Vishay](#) manufacturer:

Other Similar products are found below :

[FRN25J330R](#) [FRN50J1R0S](#) [H4100RBYA](#) [H415RBZA](#) [H41K1BYA](#) [H41K5BYA](#) [H41M0BDA](#) [H420R5BCA](#) [H421R5BZA](#) [H4221RBYA](#)
[H424K3BDA](#) [H442K2BDA](#) [H45K62BZA](#) [H4634RBZA](#) [H473R2BZA](#) [H4931KBZA](#) [H8160KFDA](#) [H8274KBZA](#) [H82K0FDA](#) [H82K0FZA](#)
[H87K5DYA](#) [RLR05C1501GPB14](#) [RLR05C6201GS](#) [RLR20C3240FRB14](#) [RLR20C51R0GMB14](#) [RLR32C7R50FMB14](#) [RNC55H4642FPB14](#)
[HR01623J](#) [HR01682J](#) [270-1.69M-RC](#) [LR0204F110R](#) [LR0204F18R](#) [LR0204F20K](#) [LR0204F20R](#) [LR0204F510R](#) [LR1F121R](#) [LR1F133K](#)
[LR1F383R](#) [LR1F3K01](#) [LR1F4K75](#) [LR2F330RJIT](#) [LR2F51R](#) [LR2F910R](#) [ERX-2SZJR20E](#) [SQMR74K7J](#) [FMF-25FTF52-100K](#) [FRN25J47R](#)
[FRN50J100RS](#) [FRN50J470RS](#) [H4100RBZA](#)