


Vishay Dale

## Wirewound Resistors, Military/Established Reliability

MIL-PRF-39007 Qualified, Type RWR, R Level



### FEATURES

- High temperature silicone coated
- Complete welded construction
- Qualified to MIL-PRF-39007
- Available in non-inductive styles (types ESN and EGN) with Aryton-Perry winding for lowest reactive components
- "S" level failure rate available

### STANDARD ELECTRICAL SPECIFICATIONS

MODEL	MIL-PRF-39007 TYPE	POWER RATING $P_{25^{\circ}\text{C}}$ W	MILITARY RANGE $\Omega$		WEIGHT (Typical) g
			$\pm 0.1\%$	$\pm 0.5\% \& \pm 1\%$	
EGS-1-80	RWR81S	1	0.499 - 1k	0.1 - 1k	0.21
EGW-1	RWR81W	1	0.499 - 1k	0.1 - 1k	0.21
EGN-1-80	RWR81N	1	0.499 - 499	0.1 - 499	0.21
EGN-1-10	RWR81Z	1	0.499 - 499	0.1 - 499	0.21
EGS-2	RWR82S	1.5	0.499 - 1.3k	0.1 - 1.3k	0.23
EGW-2	RWR82W	1.5	0.499 - 1.3k	0.1 - 1.3k	0.23
EGN-2	RWR82N	1.5	0.499 - 649	0.1 - 649	0.23
EGN-2-10	RWR82Z	1.5	0.499 - 649	0.1 - 649	0.23
EGS-3-80	RWR80S	2	0.499 - 3.16k	0.1 - 3.16k	0.34
EGW-3	RWR80W	2	0.499 - 3.16k	0.1 - 3.16k	0.34
EGN-3-80	RWR80N	2	0.499 - 1.58k	0.1 - 1.58k	0.34
EGN-3-10	RWR80Z	2	0.499 - 1.58k	0.1 - 1.58k	0.34
ESS-2A	RWR71S	2	0.499 - 12.1k	0.1 - 12.1k	0.90
ESW-2A	RWR71W	2	0.499 - 12.1k	0.1 - 12.1k	0.90
ESN-2A	RWR71N	2	0.499 - 6.04k	0.1 - 6.04k	0.90
ESN-2A-10	RWR71Z	2	0.499 - 6.04k	0.1 - 6.04k	0.90
ESS-2B	RWR89S	3	0.499 - 4.12k	0.1 - 4.12k	0.70
ESW-2B	RWR89W	3	0.499 - 4.12k	0.1 - 4.12k	0.70
ESN-2B	RWR89N	3	0.499 - 2.05k	0.1 - 2.05k	0.70
ESN-2B-10	RWR89Z	3	0.499 - 2.05k	0.1 - 2.05k	0.70
ESS-5	RWR74S	5	0.499 - 12.1k	0.1 - 12.1k	4.2
ESW-5	RWR74W	5	0.499 - 12.1k	0.1 - 12.1k	4.2
ESN-5	RWR74N	5	0.499 - 6.04k	0.1 - 6.04k	4.2
ESN-5-10	RWR74Z	5	0.499 - 6.04k	0.1 - 6.04k	4.2
EGS-10-80	RWR84S	7	0.499 - 12.4k	0.1 - 12.4k	3.6
EGW-10	RWR84W	7	0.499 - 12.4k	0.1 - 12.4k	3.6
EGN-10-80	RWR84N	7	0.499 - 6.19k	0.1 - 6.19k	3.6
EGN-10-10	RWR84Z	7	0.499 - 6.19k	0.1 - 6.19k	3.6
ESS-10	RWR78S	10	0.499 - 39.2k	0.1 - 39.2k	9.0
ESW-10	RWR78W	10	0.499 - 39.2k	0.1 - 39.2k	9.0
ESN-10	RWR78N	10	0.499 - 19.6k	0.1 - 19.6k	9.0
ESN-10-10	RWR78Z	10	0.499 - 19.6k	0.1 - 19.6k	9.0

### ORDERING INFORMATION

**RWR74**  
MILITARY  
TYPE

**S**  
TERMINAL WIRE  
AND WINDING

**49R9**  
RESISTANCE

**F**  
TOLERANCE

**M**  
FAILURE  
RATE

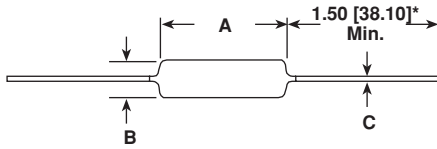


# ESS, ESW, ESN, EGS, EGW, EGN

Wirewound Resistors, Military/Established Reliability  
MIL-PRF-39007 Qualified, Type RWR, R Level

Vishay Dale

## DIMENSIONS



\*On some standard reel pack methods, the leads may be trimmed to a shorter length than shown.

## MATERIAL SPECIFICATIONS

**Element:** Copper-nickel alloy or nickel-chrome alloy, depending on resistance value

**Core:** Ceramic, Beryllium oxide, steatite or alumina, depending on power requirement

**Coating:** Special high temperature silicone

**Terminal and Winding:** The terminal and the winding are identified by a letter symbol in the military type designation. Military Symbol:

**S** = Solderable, inductively wound

**W** = Weldable, inductively wound

**N** = Solderable, non-inductively wound

**Z** = Weldable, non-inductively wound

**Terminals:** Solderable - Tinned Copperweld®

Weldable - Bare Nickel per MIL-STD-1276, Type N-1

**End Caps:** Stainless Steel

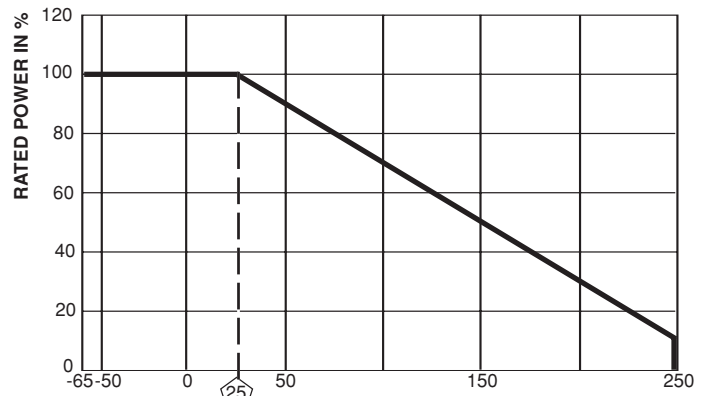
**Part Marking:** Source Code, JAN, Military PIN, Date/Lot Code

## APPLICABLE MIL-SPECIFICATION

**MIL-PRF-39007:** This is the military specification covering axial lead established reliability power wirewound resistors.

Vishay Dale ESS, ESW, EGS, EGW, ESN and EGN resistors meet or exceed the electrical, environmental and dimensional requirements of this specification.

MIL-PRF-39007	DIMENSIONS - in inches [millimeters]		
MODEL	A	B	C
RWR81	0.250 ± 0.031 [6.35 ± 0.787]	.085 ± 0.020 [2.16 ± 0.508]	0.020 ± 0.0015 [0.508 ± 0.038]
RWR82	0.312 ± 0.016 [7.92 ± 0.406]	0.078 + 0.016 - 0.031 [1.98 + 0.406 - 0.787]	0.020 ± 0.0015 [0.508 ± 0.038]
RWR80	0.406 ± 0.031 [10.31 ± 0.787]	0.094 ± 0.031 [2.39 ± 0.787]	0.020 ± 0.0015 [0.508 ± 0.038]
RWR71	0.812 ± 0.062 [20.62 ± 1.58]	0.187 ± 0.031 [4.75 ± 0.787]	0.032 ± 0.002 [0.813 ± 0.051]
RWR89	0.560 ± 0.062 [14.22 ± 1.58]	0.187 ± 0.031 [4.75 ± 0.787]	0.032 ± 0.002 [0.813 ± 0.051]
RWR74	0.875 ± 0.062 [22.23 ± 1.58]	0.312 ± 0.031 [7.92 ± 0.787]	0.040 ± 0.002 [1.02 ± 0.051]
RWR84	0.875 ± 0.062 [22.23 ± 1.58]	0.312 ± 0.031 [7.92 ± 0.787]	0.040 ± 0.002 [1.02 ± 0.051]
RWR78	1.780 ± 0.062 [45.21 ± 1.58]	0.375 ± 0.031 [9.53 ± 0.787]	0.040 ± 0.002 [1.02 ± 0.051]



Derating

TECHNICAL SPECIFICATIONS		
PARAMETER	UNIT	ESS, ESW, ESN, EGS, EGW, EGN RESISTOR CHARACTERISTICS
Temperature Coefficient	ppm/°C	± 650 for 0.1Ω to 0.499Ω, ± 400 for 0.505Ω to 1Ω, ± 50 for 1.1Ω to 10Ω, ± 20 for 10Ω and above
Dielectric Withstanding Voltage	V <sub>AC</sub>	500 minimum for 2 watt and smaller, 1000 minimum for 3 watt and larger
Short Time Overload	-	5 x rated power for 5 seconds for 3 watt size and smaller, 10 x rated power for 5 seconds for 5 watt size and greater
Maximum Working Voltage	V	(P x R) <sup>1/2</sup>
Insulation Resistance	Ω	1000 Megohm minimum dry, 100 Megohm minimum after moisture test
Terminal Strength	lb	5 minimum for 2 watt and smaller, 10 minimum for 3 watt and larger
Solderability	-	Meets requirements of ANSI J-STD-002
Operating Temperature Range	°C	- 65/+ 250

PERFORMANCE		
TEST	CONDITIONS OF TEST	TEST LIMITS
Thermal Shock	MIL-STD-2.2, Method 303	± (0.2% + 0.005Ω) ΔR
Short Time Overload	5 x rated power (RWR71, 80, 81, 89, 82), 10 x rated power (RWR74, 78, 84) for 5 seconds	± (0.2% + 0.005Ω) ΔR
Dielectric Withstanding Voltage	500Vrms (RWR80, 81, 82), 1000Vrms (RWR71, 74, 78, 84, 89), 1 minute duration	± (0.1% + 0.005Ω) ΔR
Low Temperature Storage	- 65°C for 24 hours	± (0.1% + 0.005Ω) ΔR
High Temperature Exposure	250°C for 2000 hours	± (1.0% + 0.005Ω) ΔR*
Moisture Resistance	MIL-STD-202, Method 106	± (0.2% + 0.005Ω) ΔR
Shock, Specified Pulse	MIL-STD-202, Method 205, Condition C	± (0.1% + 0.005Ω) ΔR
Vibration, High Frequency	MIL-STD-202, Method 204, Condition D	± (0.1% + 0.005Ω) ΔR
Load Life	2000 hours at rated power, + 25°C, 1.5 hours "ON", 0.5 hours "OFF"	± (0.5% + 0.005Ω) ΔR
Extended Life	10,000 hours at rated power, + 25°C, 1.5 hours "ON", 0.5 hours "OFF"	± (1.0% + 0.005Ω) ΔR
Terminal Strength	MIL-STD-202, Method 211, Condition A and C 5 pound (RWR80, 81, 82), 10 pound (RWR71, 74, 78, 84, 89)	± (0.1% + 0.005Ω) ΔR

\*For resistance values above 100 ohms, Test Limit is ± 1.0%.



## Notice

Specifications of the products displayed herein are subject to change without notice. Vishay Intertechnology, Inc., or anyone on its behalf, assumes no responsibility or liability for any errors or inaccuracies.

Information contained herein is intended to provide a product description only. No license, express or implied, by estoppel or otherwise, to any intellectual property rights is granted by this document. Except as provided in Vishay's terms and conditions of sale for such products, Vishay assumes no liability whatsoever, and disclaims any express or implied warranty, relating to sale and/or use of Vishay products including liability or warranties relating to fitness for a particular purpose, merchantability, or infringement of any patent, copyright, or other intellectual property right.

The products shown herein are not designed for use in medical, life-saving, or life-sustaining applications. Customers using or selling these products for use in such applications do so at their own risk and agree to fully indemnify Vishay for any damages resulting from such improper use or sale.

## X-ON Electronics

Largest Supplier of Electrical and Electronic Components

*Click to view similar products for [Metal Film Resistors - Through Hole](#) category:*

*Click to view products by [Vishay](#) manufacturer:*

Other Similar products are found below :

[FRN25J330R](#) [FRN50J1R0S](#) [H4100RBYA](#) [H415RBZA](#) [H41K1BYA](#) [H41K5BYA](#) [H41M0BDA](#) [H420R5BCA](#) [H421R5BZA](#) [H4221RBYA](#)  
[H424K3BDA](#) [H442K2BDA](#) [H45K62BZA](#) [H4634RBZA](#) [H473R2BZA](#) [H4931KBZA](#) [H8160KFDA](#) [H8274KBZA](#) [H82K0FDA](#) [H82K0FZA](#)  
[H87K5DYA](#) [RLR05C1501GPB14](#) [RLR05C6201GS](#) [RLR20C3240FRB14](#) [RLR20C51R0GMB14](#) [RLR32C7R50FMB14](#) [RNC55H4642FPB14](#)  
[HR01623J](#) [HR01682J](#) [270-1.69M-RC](#) [LR0204F110R](#) [LR0204F18R](#) [LR0204F20K](#) [LR0204F20R](#) [LR0204F510R](#) [LR1F121R](#) [LR1F133K](#)  
[LR1F383R](#) [LR1F3K01](#) [LR1F4K75](#) [LR2F330RJIT](#) [LR2F51R](#) [LR2F910R](#) [ERX-2SZJR20E](#) [SQMR74K7J](#) [FMF-25FTF52-100K](#) [FRN25J47R](#)  
[FRN50J100RS](#) [FRN50J470RS](#) [H4100RBZA](#)