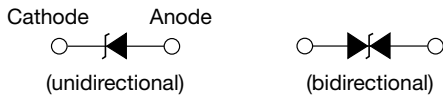




## Surface-Mount TRANSZORB® Transient Voltage Suppressors



SMA (DO-214AC)



### LINKS TO ADDITIONAL RESOURCES



| PRIMARY CHARACTERISTICS         |                               |
|---------------------------------|-------------------------------|
| V <sub>BR</sub> uni-directional | 6.40 V to 231 V               |
| V <sub>BR</sub> bi-directional  | 6.40 V to 231 V               |
| V <sub>WM</sub>                 | 5.0 V to 188 V                |
| P <sub>PPM</sub>                | 400 W, 300 W                  |
| P <sub>D</sub>                  | 3.3 W                         |
| I <sub>FSM</sub>                | 40 A                          |
| T <sub>J</sub> max.             | 150 °C                        |
| Polarity                        | Unidirectional, bidirectional |
| Package                         | SMA (DO-214AC)                |

### DEVICES FOR BIDIRECTION APPLICATIONS

For bidirectional use CA suffix (e.g. SMAJ10CA).  
Electrical characteristics apply in both directions.

### TYPICAL APPLICATIONS

Use in sensitive electronics protection against voltage transients induced by inductive load switching and lighting on ICs, MOSFET, signal lines of sensor units for consumer, computer, industrial, automotive, and telecommunication.

### FEATURES

- Low profile package
- Ideal for automated placement
- Glass passivated chip junction
- Available in unidirectional and bidirectional
- 400 W peak pulse power capability with a 10/1000 μs waveform, repetitive rate (duty cycle): 0.01 % (300 W above 78 V)
- Excellent clamping capability
- Very fast response time
- Low incremental surge resistance
- Meets MSL level 1, per J-STD-020, LF maximum peak of 260 °C
- AEC-Q101 qualified available
  - Automotive ordering code: base P/NHE3 or P/NHM3
- Material categorization: for definitions of compliance please see [www.vishay.com/doc?99912](http://www.vishay.com/doc?99912)



### MECHANICAL DATA

**Case:** SMA (DO-214AC)

Molding compound meets UL 94 V-0 flammability rating  
Base P/N-E3 - RoHS-compliant, commercial grade  
Base P/N-M3 - halogen-free, RoHS-compliant, commercial grade  
Base P/NHE3\_X - RoHS-compliant and AEC-Q101 qualified  
Base P/NHM3\_X - halogen-free, RoHS-compliant, and AEC-Q101 qualified  
("X" denotes revision code e.g. A, B, ...)

**Terminals:** matte tin plated leads, solderable per J-STD-002 and JESD 22-B102  
E3, M3, HE3, and HM3 suffix meets JESD 201 class 2 whisker test

**Polarity:** for unidirectional types the band denotes cathode end, no marking on bidirectional types

| MAXIMUM RATINGS (T <sub>A</sub> = 25 °C unless otherwise noted)                 |                                   |                |      |
|---|-----------------------------------|----------------|------|
| PARAMETER   | SYMBOL                            | VALUE          | UNIT |
| Peak pulse power dissipation with a 10/1000 μs waveform (1)(2) (fig. 1)         | P <sub>PPM</sub>                  | 400            | W    |
| Peak pulse current with a waveform (1)  | I <sub>PPM</sub>                  | See next table | A    |
| Power dissipation on infinite heatsink at T <sub>A</sub> = 50 °C                | P <sub>D</sub>                    | 3.3            | W    |
| Peak forward surge current 8.3 ms single half sine-wave unidirectional only (2) | I <sub>FSM</sub>                  | 40             | A    |
| Operating junction and storage temperature range                                | T <sub>J</sub> , T <sub>STG</sub> | -55 to +150    | °C   |

### Notes

- (1) Non-repetitive current pulse, per fig. 3 and derated above T<sub>A</sub> = 25 °C per fig. 2. Rating is 300 W above 78 V
- (2) Mounted on 0.2" x 0.2" (5.0 mm x 5.0 mm) copper pads to each terminal



| ELECTRICAL CHARACTERISTICS (T <sub>A</sub> = 25 °C unless otherwise noted) |                     |    |  |      |                                  |                                       |   |  |   |   |
|--|---------------------|----|--|------|----------------------------------|---------------------------------------|---|--|---|---|
| DEVICE TYPE  | DEVICE MARKING CODE |    | BREAKDOWN VOLTAGE V <sub>BR</sub> AT I <sub>T</sub> <sup>(1)</sup> (V) |      | TEST CURRENT I <sub>T</sub> (mA) | STAND-OFF VOLTAGE V <sub>WM</sub> (V) | MAXIMUM REVERSE LEAKAGE AT V <sub>WM</sub> I <sub>D</sub> (µA) <sup>(3)</sup> | MAXIMUM PEAK PULSE SURGE CURRENT I <sub>PPM</sub> (A) <sup>(2)</sup> | MAXIMUM CLAMPING VOLTAGE AT I <sub>PPM</sub> V <sub>C</sub> (V) | MAXIMUM TEMPERATURE COEFFICIENT OF V <sub>BR</sub> (%/°C) |
|  | UNI                 | BI | MIN.   | MAX. |                                  |                                       |   |  |   |   |
| (+)SMAJ5.0A <sup>(5)</sup>   | AE                  | WE | 6.40   | 7.07 | 10                               | 5.0                                   | 800   | 43.5   | 9.2   | 0.057   |
| (+)SMAJ6.0A  | AG                  | WG | 6.67   | 7.37 | 10                               | 6.0                                   | 800   | 38.8   | 10.3  | 0.059   |
| (+)SMAJ6.5A  | AK                  | WK | 7.22   | 7.98 | 10                               | 6.5                                   | 500   | 35.7   | 11.2  | 0.061   |
| (+)SMAJ7.0A  | AM                  | WM | 7.78   | 8.60 | 10                               | 7.0                                   | 200   | 33.3   | 12.0  | 0.065   |
| (+)SMAJ7.5A  | AP                  | WP | 8.33   | 9.21 | 1.0                              | 7.5                                   | 100   | 31.0   | 12.9  | 0.067   |
| (+)SMAJ8.0A  | AR                  | WR | 8.89   | 9.83 | 1.0                              | 8.0                                   | 50  | 29.4   | 13.6  | 0.069   |
| (+)SMAJ8.5A  | AT                  | WT | 9.44   | 10.4 | 1.0                              | 8.5                                   | 10  | 27.8   | 14.4  | 0.073   |
| (+)SMAJ9.0A  | AV                  | WV | 10.0   | 11.1 | 1.0                              | 9.0                                   | 5.0   | 26.0   | 15.4  | 0.074   |
| (+)SMAJ10A   | AX                  | WX | 11.1   | 12.3 | 1.0                              | 10                                    | 1.0   | 23.5   | 17.0  | 0.078   |
| (+)SMAJ11A   | AZ                  | WZ | 12.2   | 13.5 | 1.0                              | 11                                    | 1.0   | 22.0   | 18.2  | 0.080   |
| (+)SMAJ12A   | BE                  | XE | 13.3   | 14.7 | 1.0                              | 12                                    | 1.0   | 20.1   | 19.9  | 0.083   |
| (+)SMAJ13A   | BG                  | XG | 14.4   | 15.9 | 1.0                              | 13                                    | 1.0   | 18.6   | 21.5  | 0.084   |
| (+)SMAJ14A   | BK                  | XK | 15.6   | 17.2 | 1.0                              | 14                                    | 1.0   | 17.2   | 23.2  | 0.087   |
| (+)SMAJ15A   | BM                  | XM | 16.7   | 18.5 | 1.0                              | 15                                    | 1.0   | 16.4   | 24.4  | 0.088   |
| (+)SMAJ16A   | BP                  | XP | 17.8   | 19.7 | 1.0                              | 16                                    | 1.0   | 15.4   | 26.0  | 0.089   |
| (+)SMAJ17A   | BR                  | XR | 18.9   | 20.9 | 1.0                              | 17                                    | 1.0   | 14.5   | 27.6  | 0.090   |
| (+)SMAJ18A   | BT                  | XT | 20.0   | 22.1 | 1.0                              | 18                                    | 1.0   | 13.7   | 29.2  | 0.092   |
| (+)SMAJ20A   | BV                  | XV | 22.2   | 24.5 | 1.0                              | 20                                    | 1.0   | 12.3   | 32.4  | 0.094   |
| (+)SMAJ22A   | BX                  | XX | 24.4   | 26.9 | 1.0                              | 22                                    | 1.0   | 11.3   | 35.5  | 0.096   |
| (+)SMAJ24A   | BZ                  | XZ | 26.7   | 29.5 | 1.0                              | 24                                    | 1.0   | 10.3   | 38.9  | 0.096   |
| (+)SMAJ26A   | CE                  | YE | 28.9   | 31.9 | 1.0                              | 26                                    | 1.0   | 9.5  | 42.1  | 0.097   |
| (+)SMAJ28A   | CG                  | YG | 31.1   | 34.4 | 1.0                              | 28                                    | 1.0   | 8.8  | 45.4  | 0.098   |
| (+)SMAJ30A   | CK                  | YK | 33.3   | 36.8 | 1.0                              | 30                                    | 1.0   | 8.3  | 48.4  | 0.099   |
| (+)SMAJ33A   | CM                  | YM | 36.7   | 40.6 | 1.0                              | 33                                    | 1.0   | 7.5  | 53.3  | 0.100   |
| (+)SMAJ36A   | CP                  | YP | 40.0   | 44.2 | 1.0                              | 36                                    | 1.0   | 6.9  | 58.1  | 0.100   |
| (+)SMAJ40A   | CR                  | YR | 44.4   | 49.1 | 1.0                              | 40                                    | 1.0   | 6.2  | 64.5  | 0.101   |
| (+)SMAJ43A   | CT                  | YT | 47.8   | 52.8 | 1.0                              | 43                                    | 1.0   | 5.8  | 69.4  | 0.102   |
| (+)SMAJ45A   | CV                  | YV | 50.0   | 55.3 | 1.0                              | 45                                    | 1.0   | 5.5  | 72.7  | 0.102   |
| (+)SMAJ48A   | CX                  | YX | 53.3   | 58.9 | 1.0                              | 48                                    | 1.0   | 5.2  | 77.4  | 0.103   |
| (+)SMAJ51A   | CZ                  | YZ | 56.7   | 62.7 | 1.0                              | 51                                    | 1.0   | 4.9  | 82.4  | 0.104   |
| (+)SMAJ54A   | RE                  | ZE | 60.0   | 66.3 | 1.0                              | 54                                    | 1.0   | 4.6  | 87.1  | 0.104   |
| (+)SMAJ58A   | RG                  | ZG | 64.4   | 71.2 | 1.0                              | 58                                    | 1.0   | 4.3  | 93.6  | 0.104   |
| (+)SMAJ60A   | RK                  | ZK | 66.7   | 73.7 | 1.0                              | 60                                    | 1.0   | 4.1  | 96.8  | 0.105   |
| (+)SMAJ64A   | RM                  | ZM | 71.1   | 78.6 | 1.0                              | 64                                    | 1.0   | 3.9  | 103   | 0.105   |
| (+)SMAJ70A   | RP                  | ZP | 77.8   | 86.0 | 1.0                              | 70                                    | 1.0   | 3.5  | 113   | 0.105   |
| (+)SMAJ75A   | RR                  | ZR | 83.3   | 92.1 | 1.0                              | 75                                    | 1.0   | 3.3  | 121   | 0.106   |
| (+)SMAJ78A   | RT                  | ZT | 86.7   | 95.8 | 1.0                              | 78                                    | 1.0   | 3.2  | 126   | 0.106   |
| (+)SMAJ85A   | RV                  | ZV | 94.4   | 104  | 1.0                              | 85                                    | 1.0   | 2.2  | 137   | 0.106   |
| (+)SMAJ90A   | RX                  | ZX | 100  | 111  | 1.0                              | 90                                    | 1.0   | 2.1  | 146   | 0.106   |
| (+)SMAJ100A  | RZ                  | ZZ | 111  | 123  | 1.0                              | 100                                   | 1.0   | 1.9  | 162   | 0.107   |
| (+)SMAJ110A  | SE                  | VE | 122  | 135  | 1.0                              | 110                                   | 1.0   | 1.7  | 177   | 0.107   |
| (+)SMAJ120A  | VG                  | VG | 133  | 147  | 1.0                              | 120                                   | 1.0   | 1.6  | 193   | 0.108   |
| (+)SMAJ130A  | VK                  | VK | 144  | 159  | 1.0                              | 130                                   | 1.0   | 1.4  | 209   | 0.108   |
| (+)SMAJ150A  | VM                  | VM | 167  | 185  | 1.0                              | 150                                   | 1.0   | 1.2  | 243   | 0.108   |
| (+)SMAJ160A  | SP                  | VP | 178  | 197  | 1.0                              | 160                                   | 1.0   | 1.2  | 259   | 0.108   |
| (+)SMAJ170A  | SR                  | VR | 189  | 209  | 1.0                              | 170                                   | 1.0   | 1.09   | 275   | 0.108   |
| (+)SMAJ188A  | SS                  | VS | 209  | 231  | 1.0                              | 188                                   | 1.0   | 0.91   | 328   | 0.108   |

Notes

- (1) Pulse test: t<sub>p</sub> ≤ 50 ms
- (2) Surge current waveform per fig. 3 and derate per fig. 2
- (3) For bidirectional types having V<sub>WM</sub> of 10 V and less, the I<sub>D</sub> limit is doubled
- (4) All terms and symbols are consistent with ANSI/IEEE C62.35
- (5) For the bi-directional SMAJ5.0CA, the maximum V<sub>BR</sub> is 7.25 V
- (6) V<sub>F</sub> = 3.5 V at I<sub>F</sub> = 25 A (unidirectional only)
- (\*) Underwriters Laboratory Recognition for the classification of protectors (QVGG2) under the UL standard for safety 497B and file number E136766 for both unidirectional and bidirectional device



| <b>THERMAL CHARACTERISTICS</b> ( $T_A = 25\text{ }^\circ\text{C}$ unless otherwise noted) |                 |       |                    |
|---|-----------------|-------|--------------------|
| PARAMETER   | SYMBOL          | VALUE | UNIT               |
| Typical thermal resistance, junction to ambient <sup>(1)</sup>                            | $R_{\theta JA}$ | 120   | $^\circ\text{C/W}$ |
| Typical thermal resistance, junction to lead  | $R_{\theta JL}$ | 30    | $^\circ\text{C/W}$ |

**Note**

<sup>(1)</sup> Mounted on minimum recommended pad layout

| <b>ORDERING INFORMATION</b> (Example) |                 |                        |               |                                    |
|---------------------------------------|-----------------|------------------------|---------------|------------------------------------|
| PREFERRED P/N                         | UNIT WEIGHT (g) | PREFERRED PACKAGE CODE | BASE QUANTITY | DELIVERY MODE                      |
| SMAJ5.0A-E3/61                        | 0.064           | 61                     | 1800          | 7" diameter plastic tape and reel  |
| SMAJ5.0A-M3/61                        |                 |                        |               |                                    |
| SMAJ5.0A-E3/5A                        | 0.064           | 5A                     | 7500          | 13" diameter plastic tape and reel |
| SMAJ5.0A-M3/5A                        |                 |                        |               |                                    |
| SMAJ5.0AHE3_A/H <sup>(1)</sup>        | 0.064           | H                      | 1800          | 7" diameter plastic tape and reel  |
| SMAJ5.0AHM3_A/H <sup>(1)</sup>        |                 |                        |               |                                    |
| SMAJ5.0AHE3_A/I <sup>(1)</sup>        | 0.064           | I                      | 7500          | 13" diameter plastic tape and reel |
| SMAJ5.0AHM3_A/I <sup>(1)</sup>        |                 |                        |               |                                    |

**Note**

<sup>(1)</sup> AEC-Q101 qualified

## RATINGS AND CHARACTERISTICS CURVES ( $T_A = 25\text{ }^\circ\text{C}$ unless otherwise noted)

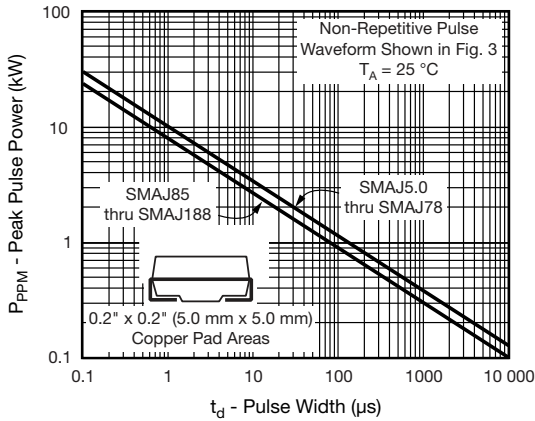


Fig. 1 - Peak Pulse Power Rating Curve

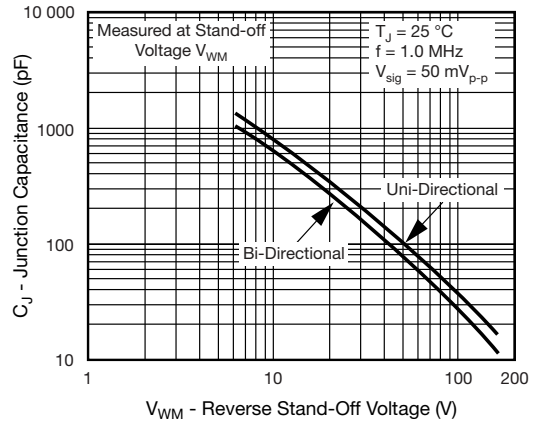


Fig. 4 - Typical Junction Capacitance

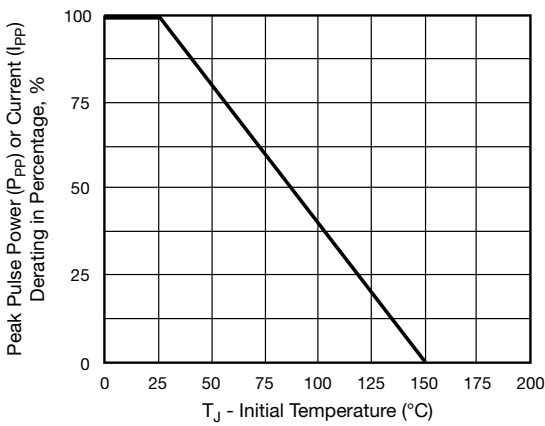


Fig. 2 - Pulse Power or Current vs. Initial Junction Temperature

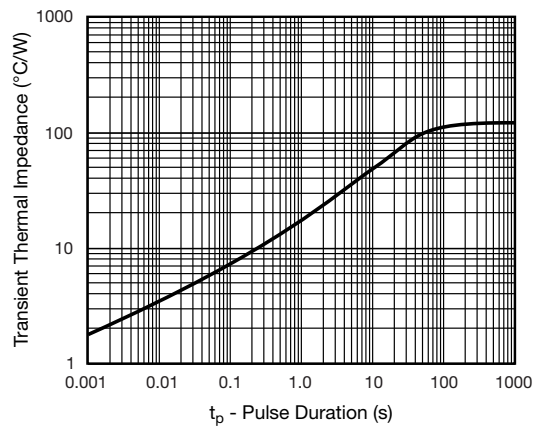


Fig. 5 - Typical Transient Thermal Impedance

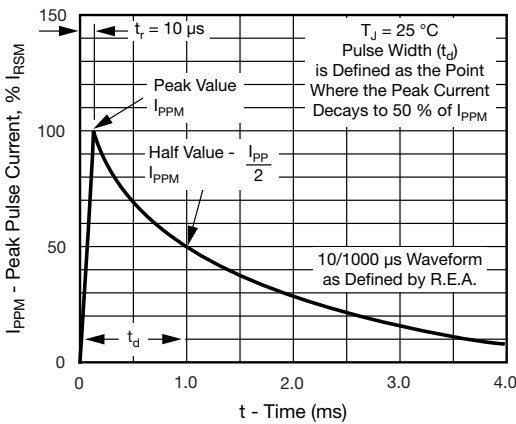


Fig. 3 - Pulse Waveform

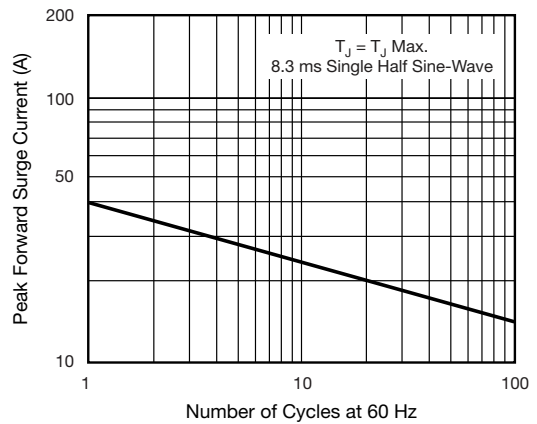
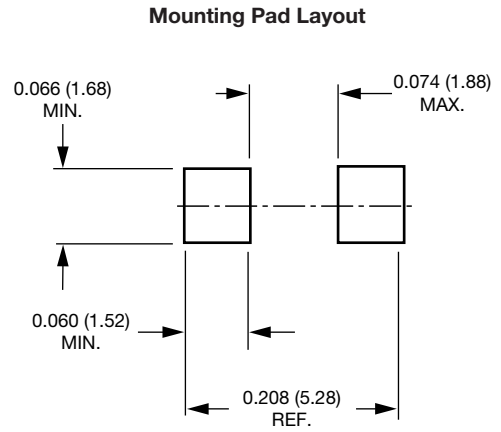
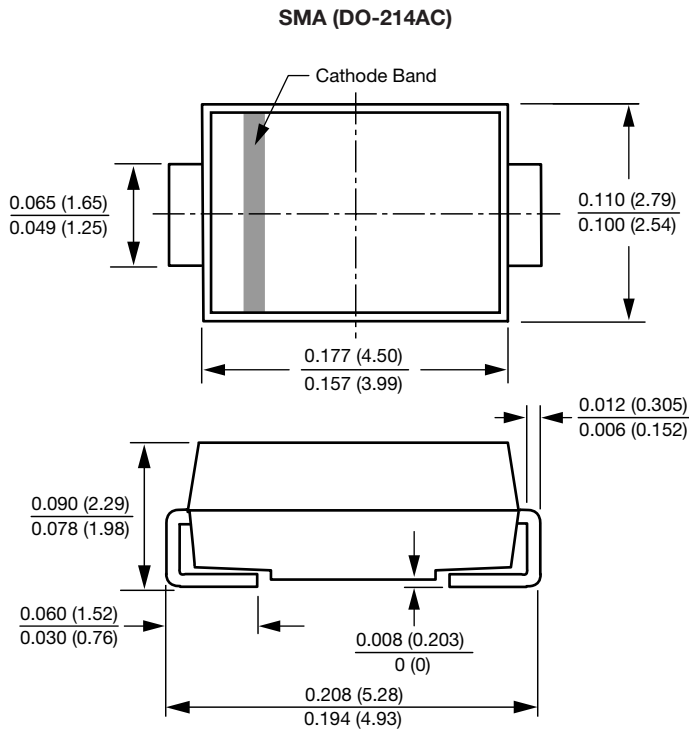


Fig. 6 - Maximum Non-Repetitive Forward Surge Current Unidirectional Only



## PACKAGE OUTLINE DIMENSIONS in inches (millimeters)





## **Disclaimer**

ALL PRODUCT, PRODUCT SPECIFICATIONS AND DATA ARE SUBJECT TO CHANGE WITHOUT NOTICE TO IMPROVE RELIABILITY, FUNCTION OR DESIGN OR OTHERWISE.

Vishay Intertechnology, Inc., its affiliates, agents, and employees, and all persons acting on its or their behalf (collectively, "Vishay"), disclaim any and all liability for any errors, inaccuracies or incompleteness contained in any datasheet or in any other disclosure relating to any product.

Vishay makes no warranty, representation or guarantee regarding the suitability of the products for any particular purpose or the continuing production of any product. To the maximum extent permitted by applicable law, Vishay disclaims (i) any and all liability arising out of the application or use of any product, (ii) any and all liability, including without limitation special, consequential or incidental damages, and (iii) any and all implied warranties, including warranties of fitness for particular purpose, non-infringement and merchantability.

Statements regarding the suitability of products for certain types of applications are based on Vishay's knowledge of typical requirements that are often placed on Vishay products in generic applications. Such statements are not binding statements about the suitability of products for a particular application. It is the customer's responsibility to validate that a particular product with the properties described in the product specification is suitable for use in a particular application. Parameters provided in datasheets and / or specifications may vary in different applications and performance may vary over time. All operating parameters, including typical parameters, must be validated for each customer application by the customer's technical experts. Product specifications do not expand or otherwise modify Vishay's terms and conditions of purchase, including but not limited to the warranty expressed therein.

Hyperlinks included in this datasheet may direct users to third-party websites. These links are provided as a convenience and for informational purposes only. Inclusion of these hyperlinks does not constitute an endorsement or an approval by Vishay of any of the products, services or opinions of the corporation, organization or individual associated with the third-party website. Vishay disclaims any and all liability and bears no responsibility for the accuracy, legality or content of the third-party website or for that of subsequent links.

Except as expressly indicated in writing, Vishay products are not designed for use in medical, life-saving, or life-sustaining applications or for any other application in which the failure of the Vishay product could result in personal injury or death. Customers using or selling Vishay products not expressly indicated for use in such applications do so at their own risk. Please contact authorized Vishay personnel to obtain written terms and conditions regarding products designed for such applications.

No license, express or implied, by estoppel or otherwise, to any intellectual property rights is granted by this document or by any conduct of Vishay. Product names and markings noted herein may be trademarks of their respective owners.

## X-ON Electronics

Largest Supplier of Electrical and Electronic Components

*Click to view similar products for [ESD Suppressors / TVS Diodes](#) category:*

*Click to view products by [Vishay](#) manufacturer:*

Other Similar products are found below :

[60KS200C](#) [D12V0H1U2WS-7](#) [D18V0L1B2LP-7B](#) [82356050220](#) [D5V0M5U6V-7](#) [NTE4902](#) [P4KE27CA](#) [P6KE11CA](#) [P6KE39CA-TP](#)  
[P6KE8.2A](#) [SA110CA](#) [SA60CA](#) [SA64CA](#) [SMBJ12CATR](#) [SMBJ8.0A](#) [SMLJ30CA-TP](#) [ESD101-B1-02ELS E6327](#) [ESD112-B1-02EL E6327](#)  
[ESD119B1W01005E6327XTSA1](#) [ESD5V0L1B02VH6327XTSA1](#) [ESD7451N2T5G](#) [19180-510](#) [CPDT-5V0USP-HF](#) [3.0SMCJ33CA-F](#)  
[3.0SMCJ36A-F](#) [HSPC16701B02TP](#) [D3V3Q1B2DLP3-7](#) [D55V0M1B2WS-7](#) [DESD5V0U1BL-7B](#) [DRTR5V0U4SL-7](#) [SCM1293A-04SO](#)  
[ESD200-B1-CSP0201 E6327](#) [ESD203-B1-02EL E6327](#) [SM12-7](#) [SMF8.0A-TP](#) [SMLJ45CA-TP](#) [CEN955 W/DATA](#) [82350120560](#)  
[82356240030](#) [VESD12A1A-HD1-GS08](#) [CPDUR5V0R-HF](#) [CPDUR24V-HF](#) [CPDQC5V0U-HF](#) [CPDQC5V0USP-HF](#) [CPDQC5V0-HF](#)  
[D1213A-01LP4-7B](#) [D1213A-02WL-7](#) [ESDLIN1524BJ-HQ](#) [5KP100A](#) [5KP15A](#)