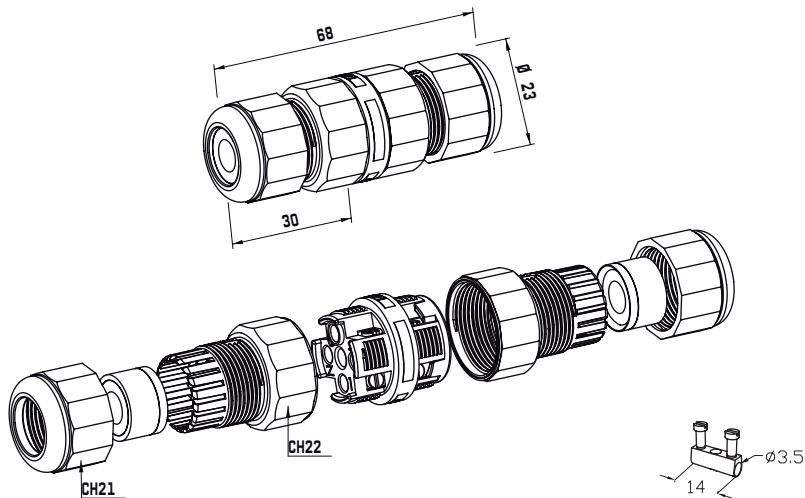


new



CE RoHS IP68

Dimensioni in millimetri. *Dimensions shown in millimetres.*

### Dati generali *General data*

#### Dati tecnici *Technical data*

N. poli	2	3	4	N. poles
Terminali	vite/perforazione <i>screw/piercing</i>			Terminals
Sezione cavo	max 4.0 mm <sup>2</sup> (bussola STD STD terminals) max 2.5 mm <sup>2</sup> (bussola WP WP terminals) 0.5 mm <sup>2</sup> - 1.5 mm <sup>2</sup> (bussola a perforazione <i>piercing clip terminals</i> )			Cable section
Diametro cavi min-max <sup>(1)</sup>	7.0 mm - 12.0 mm			Cable diameter min-max <sup>(1)</sup>
Grado di protezione (IP)	IP68 5bar (50m-1h)			Degree of protection (IP)
Corrente e tensione nominale	32 A 450 V (bussola STD STD terminals) 24 A 450 V (bussola WP WP terminals) 17.5 A 450 V (bussola a perforazione <i>piercing clip terminals</i> )			Rated current and voltage
T marking	T 125°C			T marking
Temperatura di funzionamento	-40°C to +125°C			Operating temperature
Indice di tracking	PTI 250			Tracking index
<b>Materie prime <i>Raw materials</i></b>				
Corpo plastico morsettiera	PA66GF UL94 V0 GWT 960°C nero <i>black</i> - grigio <i>grey</i> RAL 7035			Terminal block housing
Pressacavi	PBT UL94 V0			Cable glands
Guarnizioni co-stampate e gommini	TPE verde <i>green</i>			Co-moulded seals and grommets
Bussole	ottone nichelato <i>brass nickel plated</i>			Contact screw terminals
Viti standard	M3 acciaio zincato passivato <i>steel zinc plated</i>			Standard screws
Viti perforazione	M3 acciaio zincato ottonato <i>steel zinc brass plated</i>			Piercing screws

#### Norme *Standards*

EN60529:1991+A1:2000 EN60998-1:2004 EN60998-2-1:2004

**Note:** (1) Per cavi  $\phi \leq 7.0$  mm si consiglia l'utilizzo dell'accessorio codice 6000347LA. *For cable  $\phi \leq 7.0$  mm it is recommended to use the accessory code 6000347LA.*

Eventuali modifiche e migliorie sui dati tecnici o sul prodotto potranno essere effettuate senza preavviso.  
*All technical data or other eventual product modifications and improvements can be carried out without notice.*

### Codice Order number

versione version	n. poli n. poles	bussola contact terminal	pz/imb pcs/box	codice order number	
	2		200	THB.391.A2A	
			200	THB.391.A2C	
			200	THP.391.A2A	
			200	THB.391.A3A	
			200	THB.391.A3C	
			200	THP.391.A3A	
	3	4		200	THB.391.A4A
				200	THB.391.A4C
				200	THP.391.A4A



### Installazione a parete Panel-mounting installation

versione version	n. poli n. poles	bussola contact terminal	pz/imb pcs/box	codice order number	
	2		200	THB.391.C2A	
			200	THB.391.C2C	
			200	THP.391.C2A	
			200	THB.391.C3A	
			200	THB.391.C3C	
			200	THP.391.C3A	
	3	4		200	THB.391.C4A
				200	THB.391.C4C
				200	THP.391.C4A

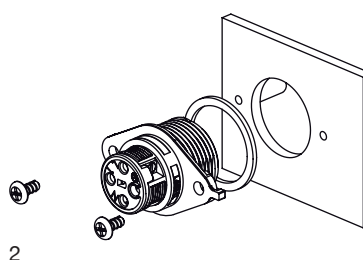
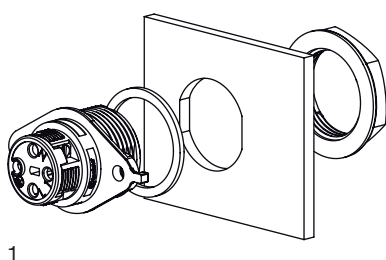
**Note:** Bussola cieca End barrier contact Bussola WP per sezione cavo WP contact for cable section < 1.0 mm<sup>2</sup>  
 Bussola a perforazione max 1.5 mm<sup>2</sup> Piercing clip terminals max 1.5 mm<sup>2</sup>

## Accessori da ordinare separatamente *Accessories must be ordered separately*

### Altri accessori *Other accessories*

versione <i>version</i>	codice <i>order number</i>	descrizione <i>description</i>
	6000212CC	dado nero per fissaggio a parete (figura 1) <i>black nut for panel-mounting installation (figure 1)</i>
	601000600	vite per fissaggio a parete (figura 2) <i>screws for panel-mounting installation (figure 2)</i>

**Note:** Quantità minima ordinabile 200 pezzi. *Minimum order quantity 200 pieces.*



## Varianti *Options*

### Colore *Colour*

versione <i>version</i>	codice <i>order number</i>
<input checked="" type="checkbox"/> grigio <i>grey</i> RAL 7035	THX.391.XXX.CG
<input type="checkbox"/> altri colori <i>other colours</i> Contatta il Servizio Clienti per maggiori informazioni. <i>Contact our Customer Service for availability.</i>	THX.391.XXX.CX

### Kit di fornitura *Purchasing kit*


versione <i>version</i>	misure imballaggio <i>box measures</i>	contenuto <i>contents</i>	pz/imb <i>pcs/box</i>	codice <i>order number</i>
kit non assemblato <i>unassembled kit</i>	C02 (400x160x205 mm)		200	THX.391.XXX
kit assemblato <i>assembled kit</i>	C02 (400x160x205 mm)		200	THX.391.XXX.Z
kit imbustato <i>retail pack kit</i> Consulta il catalogo Rivenditori. <i>See the Retailers catalogue.</i>	--		--	THX.391.XXX.R
versione speciale <i>custom version</i>	*	*	*	THX.391.XXX.K

**Note:** Per maggiori informazioni sulle istruzioni di assemblaggio consulta pagina [www.techno.it](http://www.techno.it).  
*For more information about assembling instructions see www.techno.it.*


Caratteristiche e vantaggi *Features and benefits*



**Design compatto.** Connettore di piccole dimensioni per applicazioni in spazi ridotti.  
*Compact design.* Mini-connector for use in tight spaces.




**Installazioni rapide.** Il cablaggio a perforazione di isolante consente una sicura e veloce installazione.  
*Cost effective.* Quick installation. The piercing clip wiring system ensures safe and fast installations.



**Sicurezza.** Con l'accessorio di chiusura si assicura la corretta installazione del prodotto per una protezione totale IP68.  
*Safety.* The special tool ensures the correct installation of the product for a maxim protection IP68.




**Alta protezione.** Connessioni possibili con massimo grado di protezione IP68, resistenti ad acqua e polveri.  
*High protection.* Possible connections with the highest degree of protection IP68, resistant to water and dust.




**Massima versatilità.** Molteplici utilizzi e versioni del connettore TH391.  
*Maximum versatility.* Many versions and applications for the TH391 connector.




**Massima versatilità.** Molteplici utilizzi e versioni del connettore TH391.  
*Maximum versatility.* Many versions and applications for the TH391 connector.



**Massima versatilità.** Molteplici utilizzi e versioni del connettore TH391.  
*Maximum versatility.* Many versions and applications for the TH391 connector.



**Massima versatilità.** Molteplici utilizzi e versioni del connettore TH391.  
*Maximum versatility.* Many versions and applications for the TH391 connector.



**Massima versatilità.** Molteplici utilizzi e versioni del connettore TH391.  
*Maximum versatility.* Many versions and applications for the TH391 connector.

Eventuali modifiche e migliorie sui dati tecnici o sul prodotto potranno essere effettuate senza preavviso.  
All technical data or other eventual product modifications and improvements can be carried out without notice.

## Accessori Accessories

TH391

### Gommini e riduzioni Grommets and reductions

versione version	codice order number	colore colour	Ø min-max cavo Ø cable min-max
	6000338GT	verde green	foro cieco blind grommet
	6000339GT	verde green	1 foro 5.5 mm 1 hole
	6000340GT	verde green	2 fori 3.5 mm 2 holes
	6000341GT	verde green	2 fori max 5.5 mm 2 holes
	6000342GT	verde green	3 fori 3.5 mm 3 holes
	6000343GT	verde green	4 fori 3.5 mm 4 holes
	6000347LA	naturale natural	riduzione consigliata per cavi in silicone-gomma e cavi Ø ≤7.0 mm cable reduction suggested for silicon-rubber and Ø ≤7.0 mm cables
	6000346LA	naturale natural	foro cieco blind reduction

### Dadi Lock nuts

versione version	codice order number	colore colour	
	6DB02210C	nero black	tappo di chiusura per installazione a parete closure cap for panel-mounting installation
	6DB02210E	grigio RAL7035 grey RAL7035	tappo di chiusura per installazione a parete closure cap for panel-mounting installation

### Altri accessori Other accessories

versione version	codice order number	colore colour	descrizione description
	6000302CC	nero black	supporto per connettori panel mounting clip
	6000302CE	grigio RAL7035 grey RAL7035	supporto per connettori panel mounting clip
	6000337BC	nero black	chiave calibrata per il fissaggio del cavo special tool to fix the cable

**Note:** Quantità minima ordinabile 200 pezzi. *Minimum order quantity 200 pieces.*

## X-ON Electronics

Largest Supplier of Electrical and Electronic Components

*Click to view similar products for [AC Power Entry Modules](#) category:*

*Click to view products by [Vishay](#) manufacturer:*

Other Similar products are found below :

[6167.0002](#) [6609100-2](#) [7-6609955-2](#) [FN361-6-06](#) [FN389-4-22](#) [FN9233S1-10-06](#) [FN9233S1-8-06](#) [FN9233S1B-8-06](#) [FN9233S1R-1-06](#)  
[FN9233S1R-12-06](#) [FN9233SB-1-06](#) [FN9233SB-12-06](#) [FN9233SB-8-06](#) [FN9233SR-10-06](#) [FN9244B-15-06HI](#) [FN9244EB-3-06](#) [FN9244EB-](#)  
[8-06](#) [FN9244ER-15-06](#) [FN9244ER-8-06](#) [FN9244ES1-8-06](#) [FN9244ESB-8-06](#) [FN9244R-12-06](#) [FN9244S1-12-06](#) [FN9244S1R-3-06](#)  
[FN9244SB-8-06](#) [FN9244SR-10-06](#) [FN9244SR-3-06](#) [FN9244U-3-06](#) [FN9244U-8-06](#) [PE00SSSXB](#) [Fuse-H-EUR-1](#) [PM00XD000](#) [15EJMS8](#)  
[1-6609941-2](#) [200JM6-2](#) [CA121003-6](#) [1-6609153-2](#) [FN323-1-05](#) [FN372-2-](#) [FN9233B-8-06](#) [FN9233EB-1-06](#) [FN9233ES1R-10-06](#) [FN9233S-](#)  
[10-06](#) [FN9233S1B-10-06](#) [FN9233S1B-12-06](#) [FN9233S1B-6-06](#) [FN9233U-6-06](#) [FN9244-6-07](#) [FN9244B-12-06HI](#) [FN9244EB-10-06](#)