


## Solid Tantalum Surface Mount Chip Capacitors TANTAMOUNT™, Molded Case, Low ESR



### PERFORMANCE / ELECTRICAL CHARACTERISTICS

[www.vishay.com/doc?40192](http://www.vishay.com/doc?40192)

**Operating Temperature:** -55 °C to +125 °C  
(above 85 °C, voltage derating is required)

**Capacitance Range:** 0.47 μF to 1000 μF

**Capacitance Tolerance:** ± 10 %, ± 20 %

**Voltage Rating:** 4 V<sub>DC</sub> to 75 V<sub>DC</sub>

### FEATURES

- Low ESR
- 100 % surge current tested (C, D, and E case sizes)
- Qualified to EIA-717
- Molded case available in seven case codes
- High ripple current carrying capability
- Terminations: 100 % matte tin standard, tin / lead available
- Compatible with “high volume” automatic pick and place equipment
- Compliant terminations
- Meets EIA-535-BAAC mechanical and performance requirements
- Moisture sensitivity level 1
- Material categorization: for definitions of compliance please see [www.vishay.com/doc?99912](http://www.vishay.com/doc?99912)

### Note

\* This datasheet provides information about parts that are RoHS-compliant and / or parts that are non RoHS-compliant. For example, parts with lead (Pb) terminations are not RoHS-compliant. Please see the information / tables in this datasheet for details



**RoHS\***  
Available

HALOGEN

**FREE**

GREEN

(5-2008)

Available

### APPLICATIONS

- Industrial
- Telecom infrastructure
- Consumer
- Computer
- General purpose

| ORDERING INFORMATION |                                  |  |                          |  |   |  |
|----------------------|----------------------------------|--|--------------------------|--|---|--|
| TR3                  | D                                | 107  | K                        | 010  | C   | 0100                                       |
| TYPE                 | CASE CODE                        | CAPACITANCE  | CAPACITANCE TOLERANCE    | DC VOLTAGE RATING AT +85 °C  | TERMINATION AND PACKAGING   | ESR  |
|                      | See Ratings and Case Codes table | This is expressed in picofarads. The first two digits are the significant figures. The third is the number of zeros to follow. | K = ± 10 %<br>M = ± 20 % | This is expressed in V. To complete the three-digit block, zeros precede the voltage rating. A decimal point is indicated by an “R” (6R3 = 6.3 V). | <b>Matte tin</b><br>C = 7" (178 mm) reel<br>D = 13" (330 mm) reel<br>V = 7" (178 mm) reel, dry pack<br>U = 13" (330 mm) reel, dry pack<br><br><b>Tin / lead</b><br>E = 7" (178 mm) reel<br>F = 13" (330 mm) reel<br>T = 7" (178 mm) reel, dry pack<br>W = 13" (330 mm) reel, dry pack | Maximum 100 kHz ESR in mΩ. See note below. |

### Notes

- We reserve the right to supply higher voltage ratings and tighter capacitance tolerance capacitors in the same case size. Voltage substitutions will be marked with the higher voltage rating.  
Low ESR solid tantalum chip capacitors allow delta ESR of 1.25 times the datasheet limit after mounting
- Dry pack as specified in J-STD-033 for MSL3. Applicable for D, E, V, and W cases only

| DIMENSIONS in inches [millimeters] |          |                               |                               |                               |                                |                               |                 |
|------------------------------------|----------|-------------------------------|-------------------------------|-------------------------------|--------------------------------|-------------------------------|-----------------|
|                                    |          |                               |                               |                               |                                |                               |                 |
| CASE CODE                          | EIA SIZE | L                             | W                             | H                             | P                              | Tw                            | TH (MIN.)       |
| A                                  | 3216-18  | 0.126 ± 0.008<br>[3.2 ± 0.20] | 0.063 ± 0.008<br>[1.6 ± 0.20] | 0.063 ± 0.008<br>[1.6 ± 0.20] | 0.031 ± 0.012<br>[0.80 ± 0.30] | 0.047 ± 0.004<br>[1.2 ± 0.10] | 0.028<br>[0.70] |
| B                                  | 3528-21  | 0.138 ± 0.008<br>[3.5 ± 0.20] | 0.110 ± 0.008<br>[2.8 ± 0.20] | 0.075 ± 0.008<br>[1.9 ± 0.20] | 0.031 ± 0.012<br>[0.80 ± 0.30] | 0.087 ± 0.004<br>[2.2 ± 0.10] | 0.028<br>[0.70] |
| C                                  | 6032-28  | 0.236 ± 0.012<br>[6.0 ± 0.30] | 0.126 ± 0.012<br>[3.2 ± 0.30] | 0.098 ± 0.012<br>[2.5 ± 0.30] | 0.051 ± 0.012<br>[1.3 ± 0.30]  | 0.087 ± 0.004<br>[2.2 ± 0.10] | 0.039<br>[1.0]  |
| D                                  | 7343-31  | 0.287 ± 0.012<br>[7.3 ± 0.30] | 0.170 ± 0.012<br>[4.3 ± 0.30] | 0.110 ± 0.012<br>[2.8 ± 0.30] | 0.051 ± 0.012<br>[1.3 ± 0.30]  | 0.094 ± 0.004<br>[2.4 ± 0.10] | 0.039<br>[1.0]  |
| E                                  | 7343-43  | 0.287 ± 0.012<br>[7.3 ± 0.30] | 0.169 ± 0.012<br>[4.3 ± 0.30] | 0.157 ± 0.012<br>[4.0 ± 0.30] | 0.051 ± 0.012<br>[1.3 ± 0.30]  | 0.094 ± 0.004<br>[2.4 ± 0.10] | 0.039<br>[1.0]  |
| V <sup>(1)</sup>                   | 7343-20  | 0.287 ± 0.012<br>[7.3 ± 0.30] | 0.169 ± 0.012<br>[4.3 ± 0.30] | 0.079 max.<br>[2.0 max.]      | 0.051 ± 0.012<br>[1.3 ± 0.30]  | 0.094 ± 0.004<br>[2.4 ± 0.10] | 0.039<br>[1.0]  |
| W                                  | 7361-38  | 0.287 ± 0.012<br>[7.3 ± 0.30] | 0.236 ± 0.012<br>[6.0 ± 0.30] | 0.138 ± 0.012<br>[3.5 ± 0.30] | 0.047 ± 0.008<br>[1.2 ± 0.20]  | 0.122 ± 0.004<br>[3.1 ± 0.10] | 0.069<br>[1.75] |

**Notes**

- Glue pad (non-conductive, part of molded case) is dedicated for glue attachment (as user option)

<sup>(1)</sup> End of life - last available purchase date: 08-Oct-2018

| RATINGS AND CASE CODES |     |          |  |  |  |   |  |  |                   |   |
|------------------------|-----|----------|--|--|--|---|--|--|-------------------|---|
| µF                     | 4 V | 6.3 V    | 10 V                                       | 16 V   | 20 V                                       | 25 V  | 35 V   | 50 V   | 63 V              | 75 V  |
| 0.15                   |     |          |  |  |  |   |  | A (10.0)   |                   |   |
| 0.22                   |     |          |  |  |  |   | A (6.00)   | A (10.0)   |                   |   |
| 0.33                   |     |          |  |  |  |   | A (6.00)   | A (7.00)   |                   |   |
| 0.47                   |     |          |  |  |  | A (7.00)  | A (4.00),<br>B (4.00)  | B (6.00),<br>C (2.30)  |                   |   |
| 0.68                   |     |          |  |  |  | A (6.00)  | A (6.00, 4.00)   |  |                   |   |
| 1.0                    |     |          |  | A (6.20)   | A (5.50, 3.00)                             | A (4.00)  | A (6.00, 4.00,<br>3.00),<br>B (2.00)                             | B (4.00, 2.00),<br>C (1.60)  |                   | D (3.00,<br>1.50)                           |
| 1.5                    |     |          |  |  | A (3.00)                                   | A (4.00, 3.00),<br>B (1.80)   | B (3.00, 2.00),<br>C (2.50, 0.90)                                | B (2.00),<br>C (1.50)  |                   | B (2.00),<br>C (2.00),<br>D (2.00,<br>1.00) |
| 2.2                    |     |          | A (6.80, 6.00,<br>1.80)                    | A (4.00, 3.50,<br>1.80)                          | A (4.00, 3.00)                             | A (4.00),<br>B (1.70, 1.50,<br>1.20, 0.90)                              | B (2.50, 2.00,<br>1.50),<br>C (1.50, 0.90)                       | B (2.00),<br>C (1.50),<br>D (0.80)   |                   | D (1.50)                                    |
| 3.3                    |     | A (2.10) |  | A (4.00, 3.50),<br>B (2.50)                      | A (4.00),<br>B (1.30)                      | A (3.50, 3.00),<br>B (2.00, 1.50,<br>0.75)                              | B (1.50, 1.00),<br>C (0.80, 0.70,<br>0.60)                       | C (1.50),<br>D (0.80)  | D (1.00,<br>0.80) | D (1.20,<br>1.00, 0.80)                     |
| 4.7                    |     |          | A (3.00, 1.50,<br>1.40, 1.00),<br>B (1.40) | A (3.00, 2.50,<br>2.00, 1.50),<br>B (1.50, 0.80) | A (3.50, 1.80),<br>B (1.00, 0.75)          | A (3.50, 3.00),<br>B (1.50, 1.00,<br>0.90, 0.70),<br>C (0.60,<br>0.525) | B (1.50, 1.00,<br>0.70),<br>C (0.70, 0.60,<br>0.50),<br>D (0.70) | C (1.00, 0.70,<br>0.50),<br>D (0.70, 0.60,<br>0.50, 0.30),<br>E (0.60, 0.30) | D (0.70,<br>0.50) | E (1.50)                                    |
| 6.8                    |     | A (1.80) | A (3.00, 1.80),<br>B (1.30)                | A (3.00, 1.50),<br>B (1.20, 0.60)                | A (3.20, 3.00,<br>2.60),<br>B (1.00, 0.60) | B (2.00, 1.50,<br>1.20, 0.70,<br>0.50, 0.40),<br>C (0.60, 0.50)         | C (0.90, 0.475),<br>D (0.50, 0.40,<br>0.30),<br>E (0.30)         | D (0.70, 0.60,<br>0.50, 0.30),<br>E (0.55, 0.50)                             |                   |   |



| RATINGS AND CASE CODES |  |   |  |  |   |  |   |  |          |      |
|------------------------|--|---|--|--|---|--|---|--|----------|------|
| µF                     | 4 V  | 6.3 V   | 10 V   | 16 V   | 20 V  | 25 V   | 35 V  | 50 V   | 63 V     | 75 V |
| 10                     |  | A (2.00, 1.50),<br>B (1.50)   | A (2.00, 1.80,<br>1.00, 0.90),<br>B (1.00, 0.80,<br>0.75)  | A (1.70),<br>B (0.80, 0.50),<br>C (0.60, 0.50,<br>0.45)  | B (1.00, 0.50),<br>C (0.70, 0.50,<br>0.475, 0.45,<br>0.40)  | B (1.30, 1.10,<br>0.90, 0.45),<br>C (0.60, 0.50,<br>0.45, 0.30),<br>D (0.40, 0.30)   | C (1.20, 0.45),<br>D (0.40, 0.30,<br>0.26, 0.25,<br>0.20, 0.135,<br>0.125),<br>E (0.25, 0.20)         | D (0.70, 0.55,<br>0.45),<br>E (0.70, 0.55,<br>0.50, 0.40,<br>0.30) | E (0.60) |      |
| 15                     | A (1.50)   | A (2.00, 1.00)  | A (2.00, 1.00),<br>B (0.60, 0.45,<br>0.70), C (0.70)   | B (0.80, 0.50),<br>C (0.40)  | B (1.00, 0.50),<br>C (0.40)   | B (1.00, 0.80,<br>0.60),<br>C (0.90,<br>0.425),<br>D (0.35,<br>0.275, 0.25,<br>0.20)                                       | C (0.60, 0.40),<br>D (0.35, 0.30,<br>0.26, 0.225,<br>0.20, 0.150),<br>E (0.30, 0.225,<br>0.20, 0.150) | E (0.40, 0.30,<br>0.25, 0.20)                                      |          |      |
| 22                     | A (1.50)   | A (3.00, 2.00,<br>1.00, 0.90),<br>B (0.60),<br>C (0.50)   | A (1.50, 1.00,<br>0.90, 0.80),<br>B (1.00, 0.70,<br>0.50, 0.40),<br>C (0.40,<br>0.345, 0.30)   | B (1.00, 0.70,<br>0.60, 0.40),<br>C (0.375,<br>0.350),<br>D (0.25)   | B (0.80, 0.60,<br>0.40),<br>C (0.40,<br>0.375),<br>D (0.30,<br>0.225, 0.20)                           | C (1.00, 0.90,<br>0.425, 0.40,<br>0.30, 0.275,<br>0.250),<br>D (0.30, 0.20),<br>E (0.30, 0.20),<br>V (0.50, 0.40,<br>0.25) | D (0.40, 0.30,<br>0.275, 0.250,<br>0.20),<br>E (0.30, 0.275,<br>0.260, 0.20)                          |  |          |      |
| 33                     | A (1.50),<br>B (0.50)  | A (2.00, 0.80,<br>0.60),<br>B (0.45, 0.35,<br>0.60, 0.50)   | B (0.140,<br>0.65, 0.60,<br>0.50, 0.425,<br>0.30),<br>C (0.375,<br>0.30)   | B (0.70, 0.50,<br>0.35),<br>C (0.30,<br>0.225),<br>D (0.25,<br>0.225, 0.15)  | C (0.35, 0.30,<br>0.20),<br>D (0.40, 0.25,<br>0.20)   | D (0.40, 0.30,<br>0.225, 0.20),<br>E (0.30, 0.20,<br>0.175)  | D (0.40, 0.25),<br>E (0.40, 0.25)   |  |          |      |
| 47                     | A (0.80, 0.50),<br>B (0.50)  | A (0.80),<br>B (0.55, 0.50,<br>0.35, 0.25),<br>C (0.30, 0.25)   | B (0.65, 0.60,<br>0.50, 0.35),<br>C (0.35, 0.30,<br>0.20),<br>D (0.22, 0.20,<br>0.14, 0.135,<br>0.10)  | C (0.50, 0.35,<br>0.30),<br>D (0.20, 0.15,<br>0.12, 0.10,<br>0.080, 0.070)   | D (0.20,<br>0.175, 0.15,<br>0.10),<br>E (0.15,<br>0.125)  | D (0.35, 0.25,<br>0.20, 0.15,<br>0.125, 0.10),<br>E (0.30, 0.20,<br>0.15, 0.125,<br>0.10)                                  | E (0.40, 0.20) <sup>(1)</sup>   |  |          |      |
| 68                     | B (0.50),<br>C (0.275)   | B (0.65, 0.55,<br>0.50, 0.35,<br>0.25),<br>C (0.275,<br>0.25, 0.20),<br>D (0.20,<br>0.175)                      | B (1.50, 0.90,<br>0.75, 0.60),<br>C (0.30,<br>0.275, 0.225,<br>0.20),<br>D (0.20, 0.15,<br>0.10, 0.07),<br>E (0.15),<br>V (0.70, 0.30,<br>0.20, 0.14,<br>0.10) | D (0.15, 0.10,<br>0.070)   | D (0.20,<br>0.175, 0.15,<br>0.115),<br>E (0.20, 0.15,<br>0.125, 0.12)                                 | E (0.25,<br>0.125)   |   |  |          |      |
| 100                    | A (1.00),<br>B (0.45),<br>C (0.225)                                    | B (1.50, 0.50,<br>0.40, 0.25),<br>C (0.30, 0.25,<br>0.15, 0.125,<br>0.10),<br>D (0.15, 0.14),<br>V (0.20, 0.15) | B (1.40),<br>C (0.20, 0.15,<br>0.10),<br>D (0.15, 0.10,<br>0.80, 0.70,<br>0.65, 0.50),<br>E (0.125,<br>0.15, 0.10),<br>V (0.40, 0.20,<br>0.15)                 | D (0.15, 0.10,<br>0.125, 0.10,<br>0.075),<br>E (0.15,<br>0.125, 0.10),<br>V (0.15, 0.10)                                       | D (0.20, 0.15,<br>0.10, 0.085,<br>0.08),<br>E (0.20, 0.15,<br>0.10),<br>W (0.20, 0.10,<br>0.08, 0.06) | W (0.20, 0.15,<br>0.10)  |   |  |          |      |
| 150                    | B (0.90, 0.50,<br>0.40),<br>C (0.25),<br>D (0.15)                      | C (0.30, 0.20),<br>D (0.15,<br>0.125,<br>0.075, 0.07,<br>0.05),<br>E (0.10)                                     | C (0.50),<br>D (0.15, 0.10,<br>0.075, 0.07,<br>0.05),<br>E (0.10, 0.08)  | D (0.40, 0.15,<br>0.125, 0.10,<br>0.085, 0.075,<br>0.060),<br>E (0.40, 0.15,<br>0.10, 0.075,<br>0.060),<br>W (0.075,<br>0.060) | W (0.20, 0.15,<br>0.10, 0.08)   |  |   |  |          |      |
| 220                    | B (1.10, 0.70,<br>0.50, 0.45),<br>C (0.20),<br>D (0.05, 0.15,<br>0.10) | C (0.30, 0.25,<br>0.225),<br>D (0.15, 0.10,<br>0.05),<br>E (0.15, 0.10),<br>V (0.10, 0.15)                      | D (0.15,<br>0.125, 0.10,<br>0.05),<br>E (0.15, 0.10,<br>0.070, 0.060,<br>0.050),<br>V (0.20, 0.15)   | E (0.15,<br>0.125, 0.10)   |   |  |   |  |          |      |

**Note**

<sup>(2)</sup> 125 °C life test post test limits per AEC-Q200

| RATINGS AND CASE CODES |   |   |   |      |      |      |      |      |      |      |
|------------------------|---|---|---|------|------|------|------|------|------|------|
| μF                     | 4 V   | 6.3 V   | 10 V  | 16 V | 20 V | 25 V | 35 V | 50 V | 63 V | 75 V |
| 330                    | D (0.10, 0.45, 0.035, 0.15)                                   | D (0.15, 0.125, 0.10, 0.06, 0.05, 0.45, 0.35),<br>E (0.15, 0.10, 0.05),<br>W (0.10, 0.06, 0.04) | D (0.15, 0.125, 0.10),<br>E (0.10, 0.06),<br>W (0.10, 0.06, 0.04) |      |      |      |      |      |      |      |
| 470                    | D (0.125, 0.10, 0.06, 0.045, 0.035)<br>E (0.10, 0.045, 0.035) | D (0.20, 0.15, 0.125, 0.10),<br>E (0.10, 0.065, 0.06, 0.05),<br>W (0.10, 0.06, 0.05)            | E (0.20, 0.15, 0.10, 0.075),<br>W (0.10, 0.06, 0.05)              |      |      |      |      |      |      |      |
| 680                    | D (0.10, 0.06),<br>E (0.10, 0.04)                             | E (0.10)  |   |      |      |      |      |      |      |      |
| 1000                   | E (0.10)  | E (0.20, 0.15, 0.10),<br>W (0.05)   |   |      |      |      |      |      |      |      |

### MARKING

**A Case**

| "A" CASE VOLTAGE CODE |      |
|-----------------------|------|
| VOLTS                 | CODE |
| 4.0                   | G    |
| 6.3                   | J    |
| 10                    | A    |
| 16                    | C    |
| 20                    | D    |
| 25                    | E    |
| 35                    | V    |
| 50                    | T    |
| 75                    | S    |

**B, C, D, E, V, W Cases**

**Marking**  
 Capacitor marking includes an anode (+) polarity band, capacitance in microfarads and the voltage rating. "A" case capacitors use a letter code for the voltage and EIA capacitance code.  
 The Vishay identification marking is included if space permits. Vishay marking ("circled 2") may show additives in the form of short lines, depicting actual manufacturing facility. For A case capacitors discontinuation in polarity bar maybe used as actual manufacturing facility designation. Capacitors rated at 6.3 V are marked 6 V.  
 A manufacturing date code is marked on all capacitors, for details see FAQ: [www.vishay.com/doc?40110](http://www.vishay.com/doc?40110).  
 Capacitors may bear TP3 marking scheme if parts are substituted with high performance automotive grade TP3 family products. This includes, for example, letter "P" as shown below.  
 Call the factory for further explanation.

### TP3 MARKING EXAMPLE

**A Case**

**B, C, D, E Cases**

**Note**

(1) Capital letter indicates lead (Pb)-free



| STANDARD RATINGS   |              |                      |                                     |                                       |  |  |
|--|--------------|----------------------|-------------------------------------|---------------------------------------|--|--|
| CAPACITANCE<br>( $\mu$ F)  | CASE<br>CODE | PART NUMBER          | MAX. DCL<br>AT +25 °C<br>( $\mu$ A) | MAX. DF<br>AT +25 °C<br>120 Hz<br>(%) | MAX. ESR<br>AT +25 °C<br>100 kHz<br>( $\Omega$ ) | MAX. RIPPLE<br>100 kHz<br>$I_{RMS}$<br>(A) |
| <b>4 V<sub>DC</sub> AT +85 °C; 2.7 V<sub>DC</sub> AT +125 °C</b> |              |                      |                                     |                                       |  |  |
| 15   | A            | TR3A156(1)004(2)1500 | 0.6                                 | 6                                     | 1.500  | 0.22                                       |
| 22   | A            | TR3A226(1)004(2)1500 | 0.9                                 | 6                                     | 1.500  | 0.22                                       |
| 33   | A            | TR3A336(1)004(2)1500 | 1.3                                 | 6                                     | 1.500  | 0.22                                       |
| 33   | B            | TR3B336(1)004(2)0500 | 1.3                                 | 6                                     | 0.500  | 0.41                                       |
| 47   | A            | TR3A476(1)004(2)0800 | 1.9                                 | 14                                    | 0.800  | 0.31                                       |
| 47   | A            | TR3A476(1)004(2)0500 | 1.9                                 | 14                                    | 0.500  | 0.39                                       |
| 47   | B            | TR3B476(1)004(2)0500 | 1.9                                 | 6                                     | 0.500  | 0.41                                       |
| 68   | B            | TR3B686(1)004(2)0500 | 2.7                                 | 6                                     | 0.500  | 0.41                                       |
| 68   | C            | TR3C686(1)004(2)0275 | 2.7                                 | 6                                     | 0.275  | 0.63                                       |
| 100  | A            | TR3A107M004(2)1000   | 10.0                                | 30                                    | 1.000  | 0.27                                       |
| 100  | B            | TR3B107(1)004(2)0450 | 4.0                                 | 8                                     | 0.450  | 0.43                                       |
| 100  | C            | TR3C107(1)004(2)0225 | 4.0                                 | 6                                     | 0.225  | 0.70                                       |
| 150  | B            | TR3B157(1)004(2)0900 | 6.0                                 | 14                                    | 0.900  | 0.31                                       |
| 150  | B            | TR3B157(1)004(2)0500 | 6.0                                 | 14                                    | 0.500  | 0.41                                       |
| 150  | B            | TR3B157(1)004(2)0400 | 6.0                                 | 14                                    | 0.400  | 0.46                                       |
| 150  | C            | TR3C157(1)004(2)0250 | 6.0                                 | 12                                    | 0.250  | 0.66                                       |
| 150  | D            | TR3D157(1)004(4)0150 | 6.0                                 | 8                                     | 0.150  | 1.00                                       |
| 220  | B            | TR3B227M004(2)1100   | 8.8                                 | 18                                    | 1.100  | 0.28                                       |
| 220  | B            | TR3B227M004(2)0700   | 8.8                                 | 18                                    | 0.700  | 0.35                                       |
| 220  | B            | TR3B227M004(2)0500   | 8.8                                 | 18                                    | 0.500  | 0.41                                       |
| 220  | B            | TR3B227M004(2)0450   | 8.8                                 | 18                                    | 0.450  | 0.43                                       |
| 220  | C            | TR3C227(1)004(2)0200 | 8.8                                 | 8                                     | 0.200  | 0.74                                       |
| 220  | D            | TR3D227(1)004(5)0050 | 8.8                                 | 8                                     | 0.050  | 1.73                                       |
| 220  | D            | TR3D227(1)004(4)0150 | 8.8                                 | 8                                     | 0.150  | 1.00                                       |
| 220  | D            | TR3D227(1)004(4)0100 | 8.8                                 | 8                                     | 0.100  | 1.22                                       |
| 330  | D            | TR3D337(1)004(4)0100 | 13.2                                | 8                                     | 0.100  | 1.22                                       |
| 330  | D            | TR3D337(1)004(5)0045 | 13.2                                | 8                                     | 0.045  | 1.83                                       |
| 330  | D            | TR3D337(1)004(5)0035 | 13.2                                | 8                                     | 0.035  | 2.07                                       |
| 330  | D            | TR3D337(1)004(4)0150 | 13.2                                | 8                                     | 0.150  | 1.00                                       |
| 470  | D            | TR3D477(1)004(4)0125 | 18.8                                | 10                                    | 0.125  | 1.10                                       |
| 470  | D            | TR3D477(1)004(4)0100 | 18.8                                | 10                                    | 0.100  | 1.22                                       |
| 470  | D            | TR3D477(1)004(4)0060 | 18.8                                | 10                                    | 0.060  | 1.58                                       |
| 470  | D            | TR3D477(1)004(5)0045 | 18.8                                | 10                                    | 0.045  | 1.83                                       |
| 470  | D            | TR3D477(1)004(5)0035 | 18.8                                | 10                                    | 0.035  | 2.07                                       |
| 470  | E            | TR3E477(1)004(4)0100 | 18.8                                | 10                                    | 0.100  | 1.28                                       |
| 470  | E            | TR3E477(1)004(5)0045 | 18.8                                | 10                                    | 0.045  | 1.91                                       |
| 470  | E            | TR3E477(1)004(5)0035 | 18.8                                | 10                                    | 0.035  | 2.17                                       |
| 680  | D            | TR3D687M004(4)0100   | 27.2                                | 25                                    | 0.100  | 1.22                                       |
| 680  | D            | TR3D687M004(5)0060   | 27.2                                | 25                                    | 0.060  | 1.58                                       |
| 680  | E            | TR3E687(1)004(4)0100 | 27.2                                | 12                                    | 0.100  | 1.28                                       |
| 680  | E            | TR3E687(1)004(5)0040 | 27.2                                | 12                                    | 0.040  | 1.37                                       |
| 1000   | E            | TR3E108M004(4)0100   | 40.0                                | 20                                    | 0.100  | 1.28                                       |
| <b>6.3 V<sub>DC</sub> AT +85 °C; 4 V<sub>DC</sub> AT +125 °C</b> |              |                      |                                     |                                       |  |  |
| 3.3  | A            | TR3A335(1)6R3(2)2100 | 0.5                                 | 6                                     | 2.100  | 0.19                                       |
| 6.8  | A            | TR3A685(1)6R3(2)1800 | 0.5                                 | 6                                     | 1.800  | 0.20                                       |
| 10   | A            | TR3A106(1)6R3(2)2000 | 0.6                                 | 6                                     | 2.000  | 0.19                                       |
| 10   | A            | TR3A106(1)6R3(2)1500 | 0.6                                 | 6                                     | 1.500  | 0.22                                       |
| 10   | B            | TR3B106(1)6R3(2)1500 | 0.6                                 | 6                                     | 1.500  | 0.24                                       |
| 15   | A            | TR3A156(1)6R3(2)2000 | 0.9                                 | 6                                     | 2.000  | 0.19                                       |
| 15   | A            | TR3A156(1)6R3(2)1000 | 0.9                                 | 6                                     | 1.000  | 0.27                                       |

**Notes**

- Part number definitions:
  - Capacitance tolerance codes: K, M
  - Terminations and packaging codes: C, D, E, F
  - Lead (Pb)-free terminations and packaging codes: C, D
  - Terminations and packaging codes: C, D, E, F, U, V, T, W
  - Lead (Pb)-free terminations and packaging codes: C, D, V, U
- End of life - last available purchase date: 08-Oct-2018



| STANDARD RATINGS  |                  |                      |                                     |                                       |  |  |
|---|------------------|----------------------|-------------------------------------|---------------------------------------|--|--|
| CAPACITANCE<br>( $\mu$ F)                                   | CASE<br>CODE     | PART NUMBER          | MAX. DCL<br>AT +25 °C<br>( $\mu$ A) | MAX. DF<br>AT +25 °C<br>120 Hz<br>(%) | MAX. ESR<br>AT +25 °C<br>100 kHz<br>( $\Omega$ ) | MAX. RIPPLE<br>100 kHz<br>$I_{RMS}$<br>(A) |
| 6.3 V <sub>DC</sub> AT +85 °C; 4 V <sub>DC</sub> AT +125 °C |                  |                      |                                     |                                       |  |  |
| 22  | A                | TR3A226(1)6R3(2)3000 | 1.4                                 | 6                                     | 3.000  | 0.16                                       |
| 22  | A                | TR3A226(1)6R3(2)2000 | 1.4                                 | 6                                     | 2.000  | 0.19                                       |
| 22  | A                | TR3A226(1)6R3(2)1000 | 1.4                                 | 6                                     | 1.000  | 0.27                                       |
| 22  | A                | TR3A226(1)6R3(2)0900 | 1.4                                 | 6                                     | 0.900  | 0.29                                       |
| 22  | B                | TR3B226(1)6R3(2)0600 | 1.4                                 | 6                                     | 0.600  | 0.38                                       |
| 22  | C                | TR3C226(1)6R3(2)0500 | 1.3                                 | 6                                     | 0.500  | 0.47                                       |
| 33  | A                | TR3A336(1)6R3(2)2000 | 2.0                                 | 14                                    | 2.000  | 0.19                                       |
| 33  | A                | TR3A336(1)6R3(2)0800 | 2.0                                 | 14                                    | 0.800  | 0.31                                       |
| 33  | A                | TR3A336(1)6R3(2)0600 | 2.0                                 | 14                                    | 0.600  | 0.35                                       |
| 33  | B                | TR3B336(1)6R3(2)0450 | 2.0                                 | 6                                     | 0.450  | 0.43                                       |
| 33  | B                | TR3B336(1)6R3(2)0350 | 2.0                                 | 6                                     | 0.350  | 0.49                                       |
| 33  | B                | TR3B336(1)6R3(2)0600 | 2.0                                 | 6                                     | 0.600  | 0.38                                       |
| 33  | B                | TR3B336(1)6R3(2)0500 | 2.0                                 | 6                                     | 0.500  | 0.41                                       |
| 47  | A                | TR3A476(1)6R3(2)0800 | 3.0                                 | 12                                    | 0.800  | 0.31                                       |
| 47  | B                | TR3B476(1)6R3(2)0550 | 3.0                                 | 6                                     | 0.550  | 0.39                                       |
| 47  | B                | TR3B476(1)6R3(2)0500 | 3.0                                 | 6                                     | 0.500  | 0.41                                       |
| 47  | B                | TR3B476(1)6R3(2)0350 | 3.0                                 | 6                                     | 0.350  | 0.49                                       |
| 47  | B                | TR3B476(1)6R3(2)0250 | 3.0                                 | 6                                     | 0.250  | 0.58                                       |
| 47  | C                | TR3C476(1)6R3(2)0300 | 3.0                                 | 6                                     | 0.300  | 0.61                                       |
| 47  | C                | TR3C476(1)6R3(2)0250 | 3.0                                 | 6                                     | 0.250  | 0.66                                       |
| 68  | B                | TR3B686(1)6R3(2)0650 | 4.3                                 | 6                                     | 0.650  | 0.36                                       |
| 68  | B                | TR3B686(1)6R3(2)0550 | 4.3                                 | 6                                     | 0.550  | 0.39                                       |
| 68  | B                | TR3B686(1)6R3(2)0500 | 4.3                                 | 6                                     | 0.500  | 0.41                                       |
| 68  | B                | TR3B686(1)6R3(2)0350 | 4.3                                 | 6                                     | 0.350  | 0.49                                       |
| 68  | B                | TR3B686(1)6R3(2)0250 | 4.3                                 | 6                                     | 0.250  | 0.58                                       |
| 68  | C                | TR3C686(1)6R3(2)0275 | 4.3                                 | 6                                     | 0.275  | 0.63                                       |
| 68  | C                | TR3C686(1)6R3(2)0250 | 4.3                                 | 6                                     | 0.250  | 0.66                                       |
| 68  | C                | TR3C686(1)6R3(2)0200 | 4.3                                 | 6                                     | 0.200  | 0.74                                       |
| 68  | D                | TR3D686(1)6R3(4)0200 | 4.3                                 | 6                                     | 0.200  | 0.87                                       |
| 68  | D                | TR3D686(1)6R3(4)0175 | 4.3                                 | 4                                     | 0.175  | 0.93                                       |
| 100   | B                | TR3B107(1)6R3(2)1500 | 6.3                                 | 15                                    | 1.500  | 0.24                                       |
| 100   | B                | TR3B107(1)6R3(2)0500 | 6.3                                 | 15                                    | 0.500  | 0.41                                       |
| 100   | B                | TR3B107(1)6R3(2)0400 | 6.3                                 | 15                                    | 0.400  | 0.46                                       |
| 100   | B                | TR3B107(1)6R3(2)0250 | 6.3                                 | 15                                    | 0.250  | 0.58                                       |
| 100   | C                | TR3C107(1)6R3(2)0300 | 6.3                                 | 6                                     | 0.300  | 0.61                                       |
| 100   | C                | TR3C107(1)6R3(2)0250 | 6.3                                 | 6                                     | 0.250  | 0.66                                       |
| 100   | C                | TR3C107(1)6R3(2)0150 | 6.3                                 | 6                                     | 0.150  | 0.86                                       |
| 100   | C                | TR3C107(1)6R3(2)0125 | 6.3                                 | 6                                     | 0.125  | 0.94                                       |
| 100   | C                | TR3C107(1)6R3(2)0100 | 6.3                                 | 6                                     | 0.100  | 1.05                                       |
| 100   | D                | TR3D107(1)6R3(4)0150 | 6.3                                 | 6                                     | 0.150  | 1.00                                       |
| 100   | D                | TR3D107(1)6R3(4)0140 | 6.3                                 | 6                                     | 0.140  | 1.04                                       |
| 100   | V <sup>(1)</sup> | TR3V107(1)6R3(5)0200 | 6.3                                 | 8                                     | 0.200  | 0.79                                       |
| 100   | V <sup>(1)</sup> | TR3V107(1)6R3(5)0150 | 6.3                                 | 8                                     | 0.150  | 0.91                                       |
| 150   | C                | TR3C157(1)6R3(2)0300 | 9.4                                 | 8                                     | 0.300  | 0.61                                       |
| 150   | C                | TR3C157(1)6R3(2)0200 | 9.4                                 | 8                                     | 0.200  | 0.74                                       |
| 150   | D                | TR3D157(1)6R3(4)0150 | 9.4                                 | 8                                     | 0.150  | 1.00                                       |
| 150   | D                | TR3D157(1)6R3(4)0125 | 9.4                                 | 8                                     | 0.125  | 1.10                                       |
| 150   | D                | TR3D157(1)6R3(4)0075 | 9.4                                 | 8                                     | 0.075  | 1.41                                       |
| 150   | D                | TR3D157(1)6R3(4)0070 | 9.4                                 | 8                                     | 0.070  | 1.46                                       |
| 150   | D                | TR3D157(1)6R3(5)0050 | 9.4                                 | 8                                     | 0.050  | 1.73                                       |
| 150   | E                | TR3E157(1)6R3(4)0100 | 9.4                                 | 8                                     | 0.100  | 1.28                                       |

Notes

- Part number definitions:
  - Capacitance tolerance codes: K, M
  - Terminations and packaging codes: C, D, E, F
  - Lead (Pb)-free terminations and packaging codes: C, D
  - Terminations and packaging codes: C, D, E, F, U, V, T, W
  - Lead (Pb)-free terminations and packaging codes: C, D, V, U
- End of life - last available purchase date: 08-Oct-2018



| STANDARD RATINGS   |                  |                      |                         |                              |                                |  |
|--|------------------|----------------------|-------------------------|------------------------------|--------------------------------|--|
| CAPACITANCE (μF)   | CASE CODE        | PART NUMBER          | MAX. DCL AT +25 °C (μA) | MAX. DF AT +25 °C 120 Hz (%) | MAX. ESR AT +25 °C 100 kHz (Ω) | MAX. RIPPLE 100 kHz I <sub>RMS</sub> (A) |
| <b>6.3 V<sub>DC</sub> AT +85 °C; 4 V<sub>DC</sub> AT +125 °C</b> |                  |                      |                         |                              |                                |  |
| 220  | C                | TR3C227(1)6R3(2)0300 | 13.9                    | 14                           | 0.300                          | 0.61                                     |
| 220  | C                | TR3C227(1)6R3(2)0250 | 13.9                    | 14                           | 0.250                          | 0.66                                     |
| 220  | C                | TR3C227(1)6R3(2)0225 | 13.9                    | 14                           | 0.225                          | 0.70                                     |
| 220  | D                | TR3D227(1)6R3(4)0150 | 13.9                    | 8                            | 0.150                          | 1.00                                     |
| 220  | D                | TR3D227(1)6R3(4)0100 | 13.9                    | 8                            | 0.100                          | 1.22                                     |
| 220  | D                | TR3D227(1)6R3(5)0050 | 13.9                    | 8                            | 0.050                          | 1.73                                     |
| 220  | E                | TR3E227(1)6R3(4)0150 | 13.9                    | 8                            | 0.150                          | 1.05                                     |
| 220  | E                | TR3E227(1)6R3(4)0100 | 13.9                    | 8                            | 0.100                          | 1.28                                     |
| 220  | V <sup>(1)</sup> | TR3V227(1)6R3(5)0100 | 13.9                    | 10                           | 0.100                          | 1.12                                     |
| 220  | V <sup>(1)</sup> | TR3V227(1)6R3(5)0150 | 13.9                    | 10                           | 0.150                          | 0.91                                     |
| 330  | D                | TR3D337(1)6R3(4)0150 | 20.8                    | 8                            | 0.150                          | 1.00                                     |
| 330  | D                | TR3D337(1)6R3(4)0125 | 20.8                    | 8                            | 0.125                          | 1.10                                     |
| 330  | D                | TR3D337(1)6R3(4)0100 | 20.8                    | 8                            | 0.100                          | 1.22                                     |
| 330  | D                | TR3D337(1)6R3(4)0060 | 20.8                    | 8                            | 0.060                          | 1.58                                     |
| 330  | D                | TR3D337(1)6R3(5)0050 | 20.8                    | 8                            | 0.050                          | 1.73                                     |
| 330  | D                | TR3D337(1)6R3(5)0045 | 20.8                    | 8                            | 0.045                          | 1.83                                     |
| 330  | D                | TR3D337(1)6R3(5)0035 | 20.8                    | 8                            | 0.035                          | 2.07                                     |
| 330  | E                | TR3E337(1)6R3(5)0150 | 20.8                    | 8                            | 0.150                          | 1.05                                     |
| 330  | E                | TR3E337(1)6R3(4)0100 | 20.8                    | 8                            | 0.100                          | 1.28                                     |
| 330  | E                | TR3E337(1)6R3(4)0050 | 20.8                    | 8                            | 0.050                          | 1.82                                     |
| 330  | W                | TR3W337(1)6R3(5)0100 | 20.8                    | 8                            | 0.100                          | 1.58                                     |
| 330  | W                | TR3W337(1)6R3(5)0060 | 20.8                    | 8                            | 0.060                          | 2.04                                     |
| 330  | W                | TR3W337(1)6R3(5)0040 | 20.8                    | 8                            | 0.040                          | 2.50                                     |
| 470  | D                | TR3D477(1)6R3(4)0200 | 29.6                    | 14                           | 0.200                          | 0.87                                     |
| 470  | D                | TR3D477(1)6R3(4)0150 | 29.6                    | 14                           | 0.150                          | 1.00                                     |
| 470  | D                | TR3D477(1)6R3(4)0125 | 29.6                    | 14                           | 0.125                          | 1.10                                     |
| 470  | D                | TR3D477(1)6R3(5)0100 | 29.6                    | 14                           | 0.100                          | 1.22                                     |
| 470  | E                | TR3E477(1)6R3(4)0100 | 29.6                    | 10                           | 0.100                          | 1.28                                     |
| 470  | E                | TR3E477(1)6R3(5)0065 | 29.6                    | 10                           | 0.065                          | 1.59                                     |
| 470  | E                | TR3E477(1)6R3(5)0060 | 29.6                    | 10                           | 0.060                          | 1.66                                     |
| 470  | E                | TR3E477(1)6R3(5)0050 | 29.6                    | 10                           | 0.050                          | 1.82                                     |
| 470  | W                | TR3W477(1)6R3(5)0100 | 29.6                    | 20                           | 0.100                          | 1.58                                     |
| 470  | W                | TR3W477(1)6R3(5)0060 | 29.6                    | 20                           | 0.060                          | 2.04                                     |
| 470  | W                | TR3W477(1)6R3(5)0050 | 29.6                    | 20                           | 0.050                          | 2.24                                     |
| 680  | E                | TR3E687(1)6R3(4)0100 | 42.8                    | 20                           | 0.100                          | 1.28                                     |
| 1000   | E                | TR3E108M6R3(4)0200   | 63.0                    | 30                           | 0.200                          | 0.91                                     |
| 1000   | E                | TR3E108M6R3(4)0150   | 63.0                    | 30                           | 0.150                          | 1.05                                     |
| 1000   | E                | TR3E108M6R3(5)0100   | 63.0                    | 30                           | 0.100                          | 1.28                                     |
| 1000   | W                | TR3W108(1)6R3(5)0050 | 60.0                    | 16                           | 0.050                          | 2.24                                     |
| <b>10 V<sub>DC</sub> AT +85 °C; 7 V<sub>DC</sub> AT +125 °C</b>  |                  |                      |                         |                              |                                |  |
| 2.2  | A                | TR3A225(1)010(2)6800 | 0.5                     | 6                            | 6.800                          | 0.11                                     |
| 2.2  | A                | TR3A225(1)010(2)6000 | 0.5                     | 6                            | 6.000                          | 0.11                                     |
| 2.2  | A                | TR3A225(1)010(2)1800 | 0.5                     | 6                            | 1.800                          | 0.20                                     |
| 4.7  | A                | TR3A475(1)010(2)3000 | 0.5                     | 6                            | 3.000                          | 0.16                                     |
| 4.7  | A                | TR3A475(1)010(2)1500 | 0.5                     | 6                            | 1.500                          | 0.22                                     |
| 4.7  | A                | TR3A475(1)010(2)1400 | 0.5                     | 6                            | 1.400                          | 0.23                                     |
| 4.7  | A                | TR3A475(1)010(2)1000 | 0.5                     | 6                            | 1.000                          | 0.27                                     |
| 4.7  | B                | TR3B475(1)010(2)1400 | 0.5                     | 6                            | 1.400                          | 0.25                                     |
| 6.8  | A                | TR3A685(1)010(2)3000 | 0.7                     | 6                            | 3.000                          | 0.16                                     |
| 6.8  | A                | TR3A685(1)010(2)1800 | 0.7                     | 6                            | 1.800                          | 0.20                                     |
| 6.8  | B                | TR3B685(1)010(2)1300 | 0.7                     | 6                            | 1.300                          | 0.26                                     |

Notes

- Part number definitions:
  - (1) Capacitance tolerance codes: K, M
  - (2) Terminations and packaging codes: C, D, E, F
  - (3) Lead (Pb)-free terminations and packaging codes: C, D
  - (4) Terminations and packaging codes: C, D, E, F, U, V, T, W
  - (5) Lead (Pb)-free terminations and packaging codes: C, D, V, U
- (1) End of life - last available purchase date: 08-Oct-2018





| STANDARD RATINGS  |              |                      |                                     |                                       |  |  |
|---|--------------|----------------------|-------------------------------------|---------------------------------------|--|--|
| CAPACITANCE<br>( $\mu$ F)                                       | CASE<br>CODE | PART NUMBER          | MAX. DCL<br>AT +25 °C<br>( $\mu$ A) | MAX. DF<br>AT +25 °C<br>120 Hz<br>(%) | MAX. ESR<br>AT +25 °C<br>100 kHz<br>( $\Omega$ ) | MAX. RIPPLE<br>100 kHz<br>$I_{RMS}$<br>(A) |
| <b>10 V<sub>DC</sub> AT +85 °C; 7 V<sub>DC</sub> AT +125 °C</b> |              |                      |                                     |                                       |  |  |
| 10  | A            | TR3A106(1)010(2)2000 | 1.0                                 | 6                                     | 2.000  | 0.19                                       |
| 10  | A            | TR3A106(1)010(2)1800 | 1.0                                 | 6                                     | 1.800  | 0.20                                       |
| 10  | A            | TR3A106(1)010(2)1000 | 1.0                                 | 6                                     | 1.000  | 0.27                                       |
| 10  | A            | TR3A106(1)010(2)0900 | 1.0                                 | 6                                     | 0.900  | 0.29                                       |
| 10  | B            | TR3B106(1)010(2)1000 | 1.0                                 | 6                                     | 1.000  | 0.29                                       |
| 10  | B            | TR3B106(1)010(2)0800 | 1.0                                 | 6                                     | 0.800  | 0.33                                       |
| 10  | B            | TR3B106(1)010(2)0750 | 1.0                                 | 6                                     | 0.750  | 0.34                                       |
| 15  | A            | TR3A156(1)010(2)2000 | 1.5                                 | 6                                     | 2.000  | 0.19                                       |
| 15  | A            | TR3A156(1)010(2)1000 | 1.5                                 | 6                                     | 1.000  | 0.27                                       |
| 15  | B            | TR3B156(1)010(2)0600 | 1.5                                 | 6                                     | 0.600  | 0.38                                       |
| 15  | B            | TR3B156(1)010(2)0450 | 1.5                                 | 6                                     | 0.450  | 0.43                                       |
| 15  | B            | TR3B156(1)010(2)0700 | 1.5                                 | 6                                     | 0.700  | 0.35                                       |
| 15  | C            | TR3C156(1)010(2)0700 | 1.5                                 | 6                                     | 0.700  | 0.40                                       |
| 22  | A            | TR3A226(1)010(2)1500 | 2.2                                 | 8                                     | 1.500  | 0.22                                       |
| 22  | A            | TR3A226(1)010(2)1000 | 2.2                                 | 8                                     | 1.000  | 0.27                                       |
| 22  | A            | TR3A226(1)010(2)0900 | 2.2                                 | 8                                     | 0.900  | 0.29                                       |
| 22  | A            | TR3A226(1)010(2)0800 | 2.2                                 | 8                                     | 0.800  | 0.31                                       |
| 22  | B            | TR3B226(1)010(2)1000 | 2.2                                 | 6                                     | 1.000  | 0.29                                       |
| 22  | B            | TR3B226(1)010(2)0700 | 2.2                                 | 6                                     | 0.700  | 0.35                                       |
| 22  | B            | TR3B226(1)010(2)0500 | 2.2                                 | 6                                     | 0.500  | 0.41                                       |
| 22  | B            | TR3B226(1)010(2)0400 | 2.2                                 | 6                                     | 0.400  | 0.46                                       |
| 22  | C            | TR3C226(1)010(2)0400 | 2.2                                 | 6                                     | 0.400  | 0.52                                       |
| 22  | C            | TR3C226(1)010(2)0345 | 2.2                                 | 6                                     | 0.345  | 0.56                                       |
| 22  | C            | TR3C226(1)010(2)0300 | 2.2                                 | 6                                     | 0.300  | 0.61                                       |
| 33  | B            | TR3B336(1)010(2)1400 | 3.3                                 | 6                                     | 1.400  | 0.25                                       |
| 33  | B            | TR3B336(1)010(2)0650 | 3.3                                 | 6                                     | 0.650  | 0.36                                       |
| 33  | B            | TR3B336(1)010(2)0600 | 3.3                                 | 6                                     | 0.600  | 0.38                                       |
| 33  | B            | TR3B336(1)010(2)0500 | 3.3                                 | 6                                     | 0.500  | 0.41                                       |
| 33  | B            | TR3B336(1)010(2)0425 | 3.3                                 | 6                                     | 0.425  | 0.45                                       |
| 33  | B            | TR3B336(1)010(2)0300 | 3.3                                 | 6                                     | 0.300  | 0.53                                       |
| 33  | C            | TR3C336(1)010(2)0375 | 3.3                                 | 6                                     | 0.375  | 0.54                                       |
| 33  | C            | TR3C336(1)010(2)0300 | 3.3                                 | 6                                     | 0.300  | 0.61                                       |
| 47  | B            | TR3B476(1)010(2)0650 | 4.7                                 | 6                                     | 0.650  | 0.36                                       |
| 47  | B            | TR3B476(1)010(2)0600 | 4.7                                 | 6                                     | 0.600  | 0.38                                       |
| 47  | B            | TR3B476(1)010(2)0500 | 4.7                                 | 6                                     | 0.500  | 0.41                                       |
| 47  | B            | TR3B476(1)010(2)0350 | 4.7                                 | 6                                     | 0.350  | 0.49                                       |
| 47  | C            | TR3C476(1)010(2)0350 | 4.7                                 | 6                                     | 0.350  | 0.56                                       |
| 47  | C            | TR3C476(1)010(2)0300 | 4.7                                 | 6                                     | 0.300  | 0.61                                       |
| 47  | C            | TR3C476(1)010(2)0200 | 4.7                                 | 6                                     | 0.200  | 0.74                                       |
| 47  | D            | TR3D476(1)010(4)0220 | 4.7                                 | 6                                     | 0.220  | 0.83                                       |
| 47  | D            | TR3D476(1)010(4)0200 | 4.7                                 | 6                                     | 0.200  | 0.87                                       |
| 47  | D            | TR3D476(1)010(4)0140 | 4.7                                 | 6                                     | 0.140  | 1.04                                       |
| 47  | D            | TR3D476(1)010(4)0135 | 4.7                                 | 6                                     | 0.135  | 1.05                                       |
| 47  | D            | TR3D476(1)010(4)0100 | 4.7                                 | 6                                     | 0.100  | 1.22                                       |

Notes

- Part number definitions:
  - Capacitance tolerance codes: K, M
  - Terminations and packaging codes: C, D, E, F
  - Lead (Pb)-free terminations and packaging codes: C, D
  - Terminations and packaging codes: C, D, E, F, U, V, T, W
  - Lead (Pb)-free terminations and packaging codes: C, D, V, U
- End of life - last available purchase date: 08-Oct-2018





| STANDARD RATINGS  |                  |                      |                                     |                                       |  |  |
|---|------------------|----------------------|-------------------------------------|---------------------------------------|--|--|
| CAPACITANCE<br>( $\mu$ F)                                       | CASE<br>CODE     | PART NUMBER          | MAX. DCL<br>AT +25 °C<br>( $\mu$ A) | MAX. DF<br>AT +25 °C<br>120 Hz<br>(%) | MAX. ESR<br>AT +25 °C<br>100 kHz<br>( $\Omega$ ) | MAX. RIPPLE<br>100 kHz<br>$I_{RMS}$<br>(A) |
| <b>10 V<sub>DC</sub> AT +85 °C; 7 V<sub>DC</sub> AT +125 °C</b> |                  |                      |                                     |                                       |  |  |
| 68  | B                | TR3B686(1)010(2)1500 | 6.8                                 | 14                                    | 1.500  | 0.24                                       |
| 68  | B                | TR3B686(1)010(2)0900 | 6.8                                 | 14                                    | 0.900  | 0.31                                       |
| 68  | B                | TR3B686(1)010(2)0750 | 6.8                                 | 14                                    | 0.750  | 0.34                                       |
| 68  | B                | TR3B686(1)010(2)0600 | 6.8                                 | 14                                    | 0.600  | 0.38                                       |
| 68  | C                | TR3C686(1)010(2)0300 | 6.8                                 | 6                                     | 0.300  | 0.61                                       |
| 68  | C                | TR3C686(1)010(2)0275 | 6.8                                 | 6                                     | 0.275  | 0.63                                       |
| 68  | C                | TR3C686(1)010(2)0225 | 6.8                                 | 6                                     | 0.225  | 0.70                                       |
| 68  | C                | TR3C686(1)010(2)0200 | 6.8                                 | 6                                     | 0.200  | 0.74                                       |
| 68  | D                | TR3D686(1)010(4)0200 | 6.8                                 | 6                                     | 0.200  | 0.87                                       |
| 68  | D                | TR3D686(1)010(4)0150 | 6.8                                 | 6                                     | 0.150  | 1.00                                       |
| 68  | D                | TR3D686(1)010(4)0100 | 6.8                                 | 6                                     | 0.100  | 1.22                                       |
| 68  | D                | TR3D686(1)010(5)0070 | 6.8                                 | 6                                     | 0.070  | 1.46                                       |
| 68  | E                | TR3E686(1)010(4)0150 | 6.8                                 | 4                                     | 0.150  | 1.05                                       |
| 68  | V <sup>(1)</sup> | TR3V686(1)010(5)0700 | 6.8                                 | 6                                     | 0.700  | 0.42                                       |
| 68  | V <sup>(1)</sup> | TR3V686(1)010(5)0300 | 6.8                                 | 6                                     | 0.300  | 0.65                                       |
| 68  | V <sup>(1)</sup> | TR3V686(1)010(5)0200 | 6.8                                 | 6                                     | 0.200  | 0.79                                       |
| 68  | V <sup>(1)</sup> | TR3V686(1)010(5)0140 | 6.8                                 | 6                                     | 0.140  | 0.94                                       |
| 68  | V <sup>(1)</sup> | TR3V686(1)010(5)0100 | 6.8                                 | 6                                     | 0.100  | 1.12                                       |
| 100   | B                | TR3B107M010(2)1400   | 10.0                                | 25                                    | 1.400  | 0.25                                       |
| 100   | C                | TR3C107(1)010(2)0200 | 10.0                                | 8                                     | 0.200  | 0.74                                       |
| 100   | C                | TR3C107(1)010(2)0150 | 10.0                                | 8                                     | 0.150  | 0.86                                       |
| 100   | C                | TR3C107(1)010(2)0100 | 10.0                                | 8                                     | 0.100  | 1.05                                       |
| 100   | D                | TR3D107(1)010(4)0150 | 10.0                                | 6                                     | 0.150  | 1.00                                       |
| 100   | D                | TR3D107(1)010(4)0100 | 10.0                                | 6                                     | 0.100  | 1.22                                       |
| 100   | D                | TR3D107(1)010(4)0080 | 10.0                                | 6                                     | 0.080  | 1.37                                       |
| 100   | D                | TR3D107(1)010(5)0070 | 10.0                                | 6                                     | 0.070  | 1.52                                       |
| 100   | D                | TR3D107(1)010(5)0065 | 10.0                                | 6                                     | 0.065  | 1.46                                       |
| 100   | D                | TR3D107(1)010(5)0050 | 10.0                                | 6                                     | 0.050  | 1.73                                       |
| 100   | E                | TR3E107(1)010(4)0125 | 10.0                                | 6                                     | 0.125  | 1.15                                       |
| 100   | E                | TR3E107(1)010(4)0150 | 10.0                                | 6                                     | 0.150  | 1.05                                       |
| 100   | E                | TR3E107(1)010(4)0100 | 10.0                                | 6                                     | 0.100  | 1.28                                       |
| 100   | V <sup>(1)</sup> | TR3V107(1)010(5)0400 | 10.0                                | 8                                     | 0.400  | 0.56                                       |
| 100   | V <sup>(1)</sup> | TR3V107(1)010(5)0200 | 10.0                                | 8                                     | 0.200  | 0.79                                       |
| 100   | V <sup>(1)</sup> | TR3V107(1)010(5)0150 | 10.0                                | 8                                     | 0.150  | 0.91                                       |
| 150   | C                | TR3C157(1)010(2)0500 | 15.0                                | 20                                    | 0.500  | 0.47                                       |
| 150   | D                | TR3D157(1)010(4)0150 | 15.0                                | 8                                     | 0.150  | 1.00                                       |
| 150   | D                | TR3D157(1)010(4)0100 | 15.0                                | 8                                     | 0.100  | 1.22                                       |
| 150   | D                | TR3D157(1)010(4)0075 | 15.0                                | 8                                     | 0.075  | 1.41                                       |
| 150   | D                | TR3D157(1)010(5)0070 | 15.0                                | 8                                     | 0.070  | 1.46                                       |
| 150   | D                | TR3D157(1)010(5)0050 | 15.0                                | 8                                     | 0.050  | 1.73                                       |
| 150   | E                | TR3E157(1)010(4)0100 | 15.0                                | 8                                     | 0.100  | 1.28                                       |
| 150   | E                | TR3E157(1)010(4)0080 | 15.0                                | 8                                     | 0.080  | 1.44                                       |
| 220   | D                | TR3D227(1)010(4)0150 | 22.0                                | 8                                     | 0.150  | 1.00                                       |
| 220   | D                | TR3D227(1)010(4)0125 | 22.0                                | 8                                     | 0.125  | 1.10                                       |
| 220   | D                | TR3D227(1)010(4)0100 | 22.0                                | 8                                     | 0.100  | 1.22                                       |
| 220   | D                | TR3D227(1)010(5)0050 | 22.0                                | 8                                     | 0.050  | 1.73                                       |
| 220   | E                | TR3E227(1)010(4)0150 | 22.0                                | 8                                     | 0.150  | 1.05                                       |
| 220   | E                | TR3E227(1)010(4)0100 | 22.0                                | 8                                     | 0.100  | 1.28                                       |
| 220   | E                | TR3E227(1)010(5)0070 | 22.0                                | 8                                     | 0.070  | 1.54                                       |
| 220   | E                | TR3E227(1)010(5)0060 | 22.0                                | 8                                     | 0.060  | 1.66                                       |
| 220   | E                | TR3E227(1)010(5)0050 | 22.0                                | 8                                     | 0.050  | 1.82                                       |
| 220   | V <sup>(1)</sup> | TR3V227(1)010(5)0200 | 30.0                                | 12                                    | 0.200  | 0.79                                       |
| 220   | V <sup>(1)</sup> | TR3V227(1)010(5)0150 | 30.0                                | 12                                    | 0.150  | 0.91                                       |

Notes

- Part number definitions:
  - Capacitance tolerance codes: K, M
  - Terminations and packaging codes: C, D, E, F
  - Lead (Pb)-free terminations and packaging codes: C, D
  - Terminations and packaging codes: C, D, E, F, U, V, T, W
  - Lead (Pb)-free terminations and packaging codes: C, D, V, U
- End of life - last available purchase date: 08-Oct-2018



| STANDARD RATINGS   |           |                      |                         |                              |                                |  |
|--|-----------|----------------------|-------------------------|------------------------------|--------------------------------|--|
| CAPACITANCE (μF)   | CASE CODE | PART NUMBER          | MAX. DCL AT +25 °C (μA) | MAX. DF AT +25 °C 120 Hz (%) | MAX. ESR AT +25 °C 100 kHz (Ω) | MAX. RIPPLE 100 kHz I <sub>RMS</sub> (A) |
| <b>10 V<sub>DC</sub> AT +85 °C; 7 V<sub>DC</sub> AT +125 °C</b>  |           |                      |                         |                              |                                |  |
| 330  | D         | TR3D337(1)010(4)0150 | 33.0                    | 15                           | 0.150                          | 1.00                                     |
| 330  | D         | TR3D337(1)010(4)0125 | 33.0                    | 15                           | 0.125                          | 1.10                                     |
| 330  | D         | TR3D337(1)010(4)0100 | 33.0                    | 15                           | 0.100                          | 1.22                                     |
| 330  | E         | TR3E337(1)010(4)0100 | 33.0                    | 10                           | 0.100                          | 1.28                                     |
| 330  | E         | TR3E337(1)010(5)0060 | 33.0                    | 10                           | 0.060                          | 1.66                                     |
| 330  | W         | TR3W337(1)010(5)0100 | 33.0                    | 10                           | 0.100                          | 1.58                                     |
| 330  | W         | TR3W337(1)010(5)0060 | 33.0                    | 10                           | 0.060                          | 2.04                                     |
| 330  | W         | TR3W337(1)010(5)0040 | 33.0                    | 10                           | 0.040                          | 2.50                                     |
| 470  | E         | TR3E477(1)010(4)0200 | 47.0                    | 15                           | 0.200                          | 0.91                                     |
| 470  | E         | TR3E477(1)010(4)0150 | 47.0                    | 15                           | 0.150                          | 1.05                                     |
| 470  | E         | TR3E477(1)010(4)0100 | 47.0                    | 15                           | 0.100                          | 1.28                                     |
| 470  | E         | TR3E477(1)010(5)0075 | 47.0                    | 15                           | 0.075                          | 1.48                                     |
| 470  | W         | TR3W477(1)010(5)0100 | 47.0                    | 20                           | 0.100                          | 1.58                                     |
| 470  | W         | TR3W477(1)010(5)0060 | 47.0                    | 20                           | 0.060                          | 2.04                                     |
| 470  | W         | TR3W477(1)010(5)0050 | 47.0                    | 20                           | 0.050                          | 2.24                                     |
| <b>16 V<sub>DC</sub> AT +85 °C; 10 V<sub>DC</sub> AT +125 °C</b> |           |                      |                         |                              |                                |  |
| 1.0  | A         | TR3A105(1)016(2)6200 | 0.5                     | 4                            | 6.200                          | 0.11                                     |
| 2.2  | A         | TR3A225(1)016(2)4000 | 0.5                     | 6                            | 4.000                          | 0.14                                     |
| 2.2  | A         | TR3A225(1)016(2)3500 | 0.5                     | 6                            | 3.500                          | 0.15                                     |
| 2.2  | A         | TR3A225(1)016(2)1800 | 0.5                     | 6                            | 1.800                          | 0.20                                     |
| 3.3  | A         | TR3A335(1)016(2)4000 | 0.5                     | 6                            | 4.000                          | 0.14                                     |
| 3.3  | A         | TR3A335(1)016(2)3500 | 0.5                     | 6                            | 3.500                          | 0.15                                     |
| 3.3  | B         | TR3B335(1)016(2)2500 | 0.5                     | 6                            | 2.500                          | 0.18                                     |
| 4.7  | A         | TR3A475(1)016(2)3000 | 0.8                     | 6                            | 3.000                          | 0.16                                     |
| 4.7  | A         | TR3A475(1)016(2)2500 | 0.8                     | 6                            | 2.500                          | 0.17                                     |
| 4.7  | A         | TR3A475(1)016(2)2000 | 0.8                     | 6                            | 2.000                          | 0.19                                     |
| 4.7  | A         | TR3A475(1)016(2)1500 | 0.8                     | 6                            | 1.500                          | 0.22                                     |
| 4.7  | B         | TR3B475(1)016(2)1500 | 0.8                     | 6                            | 1.500                          | 0.24                                     |
| 4.7  | B         | TR3B475(1)016(2)0800 | 0.8                     | 6                            | 0.800                          | 0.33                                     |
| 6.8  | A         | TR3A685(1)016(2)3000 | 1.1                     | 6                            | 3.000                          | 0.16                                     |
| 6.8  | A         | TR3A685(1)016(2)1500 | 1.1                     | 6                            | 1.500                          | 0.22                                     |
| 6.8  | B         | TR3B685(1)016(2)1200 | 1.1                     | 6                            | 1.200                          | 0.27                                     |
| 6.8  | B         | TR3B685(1)016(2)0600 | 1.1                     | 6                            | 0.600                          | 0.38                                     |
| 10   | A         | TR3A106(1)016(2)1700 | 1.6                     | 6                            | 1.700                          | 0.21                                     |
| 10   | B         | TR3B106(1)016(2)0800 | 1.6                     | 6                            | 0.800                          | 0.33                                     |
| 10   | B         | TR3B106(1)016(2)0500 | 1.6                     | 6                            | 0.500                          | 0.41                                     |
| 10   | C         | TR3C106(1)016(2)0600 | 1.6                     | 6                            | 0.600                          | 0.43                                     |
| 10   | C         | TR3C106(1)016(2)0500 | 1.6                     | 6                            | 0.500                          | 0.47                                     |
| 10   | C         | TR3C106(1)016(2)0450 | 1.6                     | 6                            | 0.450                          | 0.49                                     |
| 15   | B         | TR3B156(1)016(2)0800 | 2.4                     | 6                            | 0.800                          | 0.33                                     |
| 15   | B         | TR3B156(1)016(2)0500 | 2.4                     | 6                            | 0.500                          | 0.41                                     |
| 15   | C         | TR3C156(1)016(2)0400 | 2.4                     | 6                            | 0.400                          | 0.52                                     |
| 22   | B         | TR3B226(1)016(2)1000 | 3.5                     | 6                            | 1.000                          | 0.29                                     |
| 22   | B         | TR3B226(1)016(2)0700 | 3.5                     | 6                            | 0.700                          | 0.35                                     |
| 22   | B         | TR3B226(1)016(2)0600 | 3.5                     | 6                            | 0.600                          | 0.38                                     |
| 22   | B         | TR3B226(1)016(2)0400 | 3.5                     | 6                            | 0.400                          | 0.46                                     |
| 22   | C         | TR3C226(1)016(2)0375 | 3.5                     | 6                            | 0.375                          | 0.54                                     |
| 22   | C         | TR3C226(1)016(2)0350 | 3.5                     | 6                            | 0.350                          | 0.56                                     |
| 22   | D         | TR3D226(1)016(4)0250 | 3.5                     | 6                            | 0.250                          | 0.77                                     |

Notes

- Part number definitions:
  - Capacitance tolerance codes: K, M
  - Terminations and packaging codes: C, D, E, F
  - Lead (Pb)-free terminations and packaging codes: C, D
  - Terminations and packaging codes: C, D, E, F, U, V, T, W
  - Lead (Pb)-free terminations and packaging codes: C, D, V, U
- End of life - last available purchase date: 08-Oct-2018



| STANDARD RATINGS   |                  |                      |                                     |                                       |  |  |
|--|------------------|----------------------|-------------------------------------|---------------------------------------|--|--|
| CAPACITANCE<br>( $\mu$ F)  | CASE<br>CODE     | PART NUMBER          | MAX. DCL<br>AT +25 °C<br>( $\mu$ A) | MAX. DF<br>AT +25 °C<br>120 Hz<br>(%) | MAX. ESR<br>AT +25 °C<br>100 kHz<br>( $\Omega$ ) | MAX. RIPPLE<br>100 kHz<br>$I_{RMS}$<br>(A) |
| <b>16 V<sub>DC</sub> AT +85 °C; 10 V<sub>DC</sub> AT +125 °C</b> |                  |                      |                                     |                                       |  |  |
| 33   | B                | TR3B336(1)016(2)0700 | 5.3                                 | 6                                     | 0.700  | 0.35                                       |
| 33   | B                | TR3B336(1)016(2)0500 | 5.3                                 | 6                                     | 0.500  | 0.41                                       |
| 33   | B                | TR3B336(1)016(2)0350 | 5.3                                 | 6                                     | 0.350  | 0.49                                       |
| 33   | C                | TR3C336(1)016(2)0300 | 5.3                                 | 6                                     | 0.300  | 0.61                                       |
| 33   | C                | TR3C336(1)016(2)0225 | 5.3                                 | 6                                     | 0.225  | 0.70                                       |
| 33   | D                | TR3D336(1)016(4)0250 | 5.3                                 | 6                                     | 0.250  | 0.77                                       |
| 33   | D                | TR3D336(1)016(4)0225 | 5.3                                 | 4                                     | 0.225  | 0.82                                       |
| 33   | D                | TR3D336(1)016(4)0150 | 5.3                                 | 6                                     | 0.150  | 1.00                                       |
| 47   | C                | TR3C476(1)016(2)0500 | 7.5                                 | 6                                     | 0.500  | 0.47                                       |
| 47   | C                | TR3C476(1)016(2)0350 | 7.5                                 | 6                                     | 0.350  | 0.56                                       |
| 47   | C                | TR3C476(1)016(2)0300 | 7.5                                 | 6                                     | 0.300  | 0.61                                       |
| 47   | D                | TR3D476(1)016(4)0200 | 7.5                                 | 6                                     | 0.200  | 0.87                                       |
| 47   | D                | TR3D476(1)016(4)0150 | 7.5                                 | 6                                     | 0.150  | 1.00                                       |
| 47   | D                | TR3D476(1)016(4)0120 | 7.5                                 | 6                                     | 0.120  | 1.12                                       |
| 47   | D                | TR3D476(1)016(4)0100 | 7.5                                 | 6                                     | 0.100  | 1.22                                       |
| 47   | D                | TR3D476(1)016(5)0080 | 7.5                                 | 6                                     | 0.080  | 1.37                                       |
| 47   | D                | TR3D476(1)016(5)0070 | 7.5                                 | 6                                     | 0.070  | 1.46                                       |
| 68   | D                | TR3D686(1)016(4)0150 | 10.9                                | 6                                     | 0.150  | 1.00                                       |
| 68   | D                | TR3D686(1)016(4)0100 | 10.9                                | 6                                     | 0.100  | 1.22                                       |
| 68   | D                | TR3D686(1)016(5)0070 | 10.9                                | 6                                     | 0.070  | 1.46                                       |
| 100  | D                | TR3D107(1)016(4)0150 | 16.0                                | 8                                     | 0.150  | 1.00                                       |
| 100  | D                | TR3D107(1)016(4)0125 | 16.0                                | 8                                     | 0.125  | 1.10                                       |
| 100  | D                | TR3D107(1)016(4)0100 | 16.0                                | 8                                     | 0.100  | 1.22                                       |
| 100  | D                | TR3D107(1)016(5)0075 | 16.0                                | 8                                     | 0.075  | 1.41                                       |
| 100  | E                | TR3E107(1)016(4)0150 | 16.0                                | 8                                     | 0.150  | 1.05                                       |
| 100  | E                | TR3E107(1)016(4)0125 | 16.0                                | 8                                     | 0.125  | 1.15                                       |
| 100  | E                | TR3E107(1)016(4)0100 | 16.0                                | 8                                     | 0.100  | 1.28                                       |
| 100  | V <sup>(1)</sup> | TR3V107(1)016(5)0150 | 16.0                                | 10                                    | 0.150  | 0.91                                       |
| 100  | V <sup>(1)</sup> | TR3V107(1)016(5)0100 | 16.0                                | 10                                    | 0.100  | 1.12                                       |
| 150  | D                | TR3D157(1)016(4)0400 | 24.0                                | 8                                     | 0.400  | 0.61                                       |
| 150  | D                | TR3D157(1)016(4)0150 | 24.0                                | 8                                     | 0.150  | 1.00                                       |
| 150  | D                | TR3D157(1)016(4)0125 | 24.0                                | 8                                     | 0.125  | 1.10                                       |
| 150  | D                | TR3D157(1)016(4)0100 | 24.0                                | 8                                     | 0.100  | 1.22                                       |
| 150  | D                | TR3D157(1)016(4)0085 | 24.0                                | 8                                     | 0.085  | 1.33                                       |
| 150  | D                | TR3D157(1)016(5)0075 | 24.0                                | 8                                     | 0.075  | 1.41                                       |
| 150  | D                | TR3D157(1)016(5)0060 | 24.0                                | 8                                     | 0.060  | 1.58                                       |
| 150  | E                | TR3E157(1)016(4)0400 | 24.0                                | 8                                     | 0.400  | 0.64                                       |
| 150  | E                | TR3E157(1)016(4)0150 | 24.0                                | 8                                     | 0.150  | 1.05                                       |
| 150  | E                | TR3E157(1)016(4)0100 | 24.0                                | 8                                     | 0.100  | 1.28                                       |
| 150  | E                | TR3E157(1)016(5)0075 | 24.0                                | 8                                     | 0.075  | 1.48                                       |
| 150  | E                | TR3E157(1)016(5)0060 | 24.0                                | 8                                     | 0.060  | 1.66                                       |
| 150  | W                | TR3W157(1)016(5)0075 | 24.0                                | 10                                    | 0.075  | 1.83                                       |
| 150  | W                | TR3W157(1)016(5)0060 | 24.0                                | 10                                    | 0.060  | 2.04                                       |
| 220  | E                | TR3E227(1)016(4)0150 | 35.2                                | 14                                    | 0.150  | 1.05                                       |
| 220  | E                | TR3E227(1)016(4)0125 | 35.2                                | 14                                    | 0.125  | 1.15                                       |
| 220  | E                | TR3E227(1)016(4)0100 | 35.2                                | 14                                    | 0.100  | 1.28                                       |
| <b>20 V<sub>DC</sub> AT +85 °C; 13 V<sub>DC</sub> AT +125 °C</b> |                  |                      |                                     |                                       |  |  |
| 1.0  | A                | TR3A105(1)020(2)5500 | 0.5                                 | 4                                     | 5.500  | 0.12                                       |
| 1.0  | A                | TR3A105(1)020(2)3000 | 0.5                                 | 4                                     | 3.000  | 0.16                                       |
| 1.5  | A                | TR3A155(1)020(2)3000 | 0.5                                 | 6                                     | 3.000  | 0.16                                       |
| 2.2  | A                | TR3A225(1)020(2)4000 | 0.5                                 | 6                                     | 4.000  | 0.14                                       |
| 2.2  | A                | TR3A225(1)020(2)3000 | 0.5                                 | 6                                     | 3.000  | 0.16                                       |
| 3.3  | A                | TR3A335(1)020(2)4000 | 0.7                                 | 6                                     | 4.000  | 0.14                                       |
| 3.3  | B                | TR3B335(1)020(2)1300 | 0.7                                 | 6                                     | 1.300  | 0.26                                       |

**Notes**

- Part number definitions:
  - (1) Capacitance tolerance codes: K, M
  - (2) Terminations and packaging codes: C, D, E, F
  - (3) Lead (Pb)-free terminations and packaging codes: C, D
  - (4) Terminations and packaging codes: C, D, E, F, U, V, T, W
  - (5) Lead (Pb)-free terminations and packaging codes: C, D, V, U
- (1) End of life - last available purchase date: 08-Oct-2018



| STANDARD RATINGS  |              |                      |                                     |                                       |  |  |
|---|--------------|----------------------|-------------------------------------|---------------------------------------|--|--|
| CAPACITANCE<br>( $\mu$ F)                                   | CASE<br>CODE | PART NUMBER          | MAX. DCL<br>AT +25 °C<br>( $\mu$ A) | MAX. DF<br>AT +25 °C<br>120 Hz<br>(%) | MAX. ESR<br>AT +25 °C<br>100 kHz<br>( $\Omega$ ) | MAX. RIPPLE<br>100 kHz<br>$I_{RMS}$<br>(A) |
| 20 V <sub>DC</sub> AT +85 °C; 13 V <sub>DC</sub> AT +125 °C |              |                      |                                     |                                       |  |  |
| 4.7   | A            | TR3A475(1)020(2)3500 | 0.9                                 | 6                                     | 3.500  | 0.15                                       |
| 4.7   | A            | TR3A475(1)020(2)1800 | 0.9                                 | 6                                     | 1.800  | 0.20                                       |
| 4.7   | B            | TR3B475(1)020(2)1000 | 0.9                                 | 6                                     | 1.000  | 0.29                                       |
| 4.7   | B            | TR3B475(1)020(2)0750 | 0.9                                 | 6                                     | 0.750  | 0.34                                       |
| 6.8   | A            | TR3A685(1)020(2)3200 | 1.4                                 | 6                                     | 3.200  | 0.15                                       |
| 6.8   | A            | TR3A685(1)020(2)3000 | 1.4                                 | 6                                     | 3.000  | 0.16                                       |
| 6.8   | A            | TR3A685(1)020(2)2600 | 1.4                                 | 6                                     | 2.600  | 0.17                                       |
| 6.8   | B            | TR3B685(1)020(2)1000 | 1.4                                 | 6                                     | 1.000  | 0.29                                       |
| 6.8   | B            | TR3B685(1)020(2)0600 | 1.4                                 | 6                                     | 0.600  | 0.38                                       |
| 10  | B            | TR3B106(1)020(2)1000 | 2.0                                 | 6                                     | 1.000  | 0.29                                       |
| 10  | B            | TR3B106(1)020(2)0500 | 2.0                                 | 6                                     | 0.500  | 0.41                                       |
| 10  | C            | TR3C106(1)020(2)0700 | 2.0                                 | 6                                     | 0.700  | 0.40                                       |
| 10  | C            | TR3C106(1)020(2)0500 | 2.0                                 | 6                                     | 0.500  | 0.47                                       |
| 10  | C            | TR3C106(1)020(2)0475 | 2.0                                 | 6                                     | 0.475  | 0.48                                       |
| 10  | C            | TR3C106(1)020(2)0450 | 2.0                                 | 6                                     | 0.450  | 0.49                                       |
| 10  | C            | TR3C106(1)020(2)0400 | 2.0                                 | 6                                     | 0.400  | 0.52                                       |
| 15  | B            | TR3B156(1)020(2)1000 | 3.0                                 | 6                                     | 1.000  | 0.29                                       |
| 15  | B            | TR3B156(1)020(2)0500 | 3.0                                 | 6                                     | 0.500  | 0.41                                       |
| 15  | C            | TR3C156(1)020(2)0400 | 3.0                                 | 6                                     | 0.400  | 0.52                                       |
| 22  | B            | TR3B226(1)020(2)0800 | 4.4                                 | 6                                     | 0.800  | 0.33                                       |
| 22  | B            | TR3B226(1)020(2)0600 | 4.4                                 | 6                                     | 0.600  | 0.38                                       |
| 22  | B            | TR3B226(1)020(2)0400 | 4.4                                 | 6                                     | 0.400  | 0.46                                       |
| 22  | C            | TR3C226(1)020(2)0400 | 4.4                                 | 6                                     | 0.400  | 0.52                                       |
| 22  | C            | TR3C226(1)020(2)0375 | 4.4                                 | 6                                     | 0.375  | 0.54                                       |
| 22  | D            | TR3D226(1)020(4)0300 | 4.4                                 | 6                                     | 0.300  | 0.71                                       |
| 22  | D            | TR3D226(1)020(4)0225 | 3.5                                 | 4                                     | 0.225  | 0.82                                       |
| 22  | D            | TR3D226(1)020(4)0200 | 4.4                                 | 6                                     | 0.200  | 0.87                                       |
| 33  | C            | TR3C336(1)020(2)0350 | 6.6                                 | 6                                     | 0.350  | 0.56                                       |
| 33  | C            | TR3C336(1)020(2)0300 | 6.6                                 | 6                                     | 0.300  | 0.61                                       |
| 33  | C            | TR3C336(1)020(2)0200 | 6.6                                 | 6                                     | 0.200  | 0.74                                       |
| 33  | D            | TR3D336(1)020(4)0400 | 6.6                                 | 6                                     | 0.400  | 0.61                                       |
| 33  | D            | TR3D336(1)020(4)0250 | 6.6                                 | 6                                     | 0.250  | 0.77                                       |
| 33  | D            | TR3D336(1)020(4)0200 | 6.6                                 | 6                                     | 0.200  | 0.87                                       |
| 47  | D            | TR3D476(1)020(4)0200 | 9.4                                 | 6                                     | 0.200  | 0.87                                       |
| 47  | D            | TR3D476(1)020(4)0175 | 9.4                                 | 6                                     | 0.175  | 0.93                                       |
| 47  | D            | TR3D476(1)020(4)0150 | 9.4                                 | 6                                     | 0.150  | 1.00                                       |
| 47  | D            | TR3D476(1)020(5)0100 | 9.4                                 | 6                                     | 0.100  | 1.22                                       |
| 47  | E            | TR3E476(1)020(4)0150 | 9.4                                 | 6                                     | 0.150  | 1.05                                       |
| 47  | E            | TR3E476(1)020(5)0125 | 9.4                                 | 6                                     | 0.125  | 1.15                                       |
| 68  | D            | TR3D686(1)020(4)0200 | 13.6                                | 6                                     | 0.200  | 0.87                                       |
| 68  | D            | TR3D686(1)020(4)0175 | 13.6                                | 6                                     | 0.175  | 0.93                                       |
| 68  | D            | TR3D686(1)020(4)0150 | 13.6                                | 6                                     | 0.150  | 1.00                                       |
| 68  | D            | TR3D686(1)020(4)0115 | 13.6                                | 6                                     | 0.115  | 1.14                                       |
| 68  | E            | TR3E686(1)020(4)0200 | 13.6                                | 6                                     | 0.200  | 0.91                                       |
| 68  | E            | TR3E686(1)020(4)0150 | 13.6                                | 6                                     | 0.150  | 1.05                                       |
| 68  | E            | TR3E686(1)020(4)0125 | 13.6                                | 6                                     | 0.125  | 1.15                                       |
| 68  | E            | TR3E686(1)020(4)0120 | 13.6                                | 6                                     | 0.120  | 1.17                                       |

Notes

- Part number definitions:
  - Capacitance tolerance codes: K, M
  - Terminations and packaging codes: C, D, E, F
  - Lead (Pb)-free terminations and packaging codes: C, D
  - Terminations and packaging codes: C, D, E, F, U, V, T, W
  - Lead (Pb)-free terminations and packaging codes: C, D, V, U
- End of life - last available purchase date: 08-Oct-2018



| STANDARD RATINGS   |              |                      |                                     |                                       |  |  |
|--|--------------|----------------------|-------------------------------------|---------------------------------------|--|--|
| CAPACITANCE<br>( $\mu$ F)  | CASE<br>CODE | PART NUMBER          | MAX. DCL<br>AT +25 °C<br>( $\mu$ A) | MAX. DF<br>AT +25 °C<br>120 Hz<br>(%) | MAX. ESR<br>AT +25 °C<br>100 kHz<br>( $\Omega$ ) | MAX. RIPPLE<br>100 kHz<br>$I_{RMS}$<br>(A) |
| <b>20 V<sub>DC</sub> AT +85 °C; 13 V<sub>DC</sub> AT +125 °C</b> |              |                      |                                     |                                       |  |  |
| 100  | D            | TR3D107(1)020(4)0200 | 20.0                                | 8                                     | 0.200  | 0.87                                       |
| 100  | D            | TR3D107(1)020(4)0150 | 20.0                                | 8                                     | 0.150  | 1.00                                       |
| 100  | D            | TR3D107(1)020(4)0100 | 20.0                                | 8                                     | 0.100  | 1.22                                       |
| 100  | D            | TR3D107(1)020(5)0085 | 20.0                                | 8                                     | 0.085  | 1.33                                       |
| 100  | D            | TR3D107(1)020(5)0080 | 20.0                                | 8                                     | 0.080  | 1.37                                       |
| 100  | E            | TR3E107(1)020(4)0200 | 20.0                                | 8                                     | 0.200  | 0.91                                       |
| 100  | E            | TR3E107(1)020(4)0150 | 20.0                                | 8                                     | 0.150  | 1.05                                       |
| 100  | E            | TR3E107(1)020(4)0100 | 20.0                                | 8                                     | 0.100  | 1.28                                       |
| 100  | W            | TR3W107(1)020(5)0200 | 20.0                                | 8                                     | 0.200  | 1.12                                       |
| 100  | W            | TR3W107(1)020(5)0100 | 20.0                                | 8                                     | 0.100  | 1.58                                       |
| 100  | W            | TR3W107(1)020(5)0080 | 20.0                                | 8                                     | 0.080  | 1.77                                       |
| 100  | W            | TR3W107(1)020(5)0060 | 20.0                                | 8                                     | 0.060  | 2.04                                       |
| 150  | W            | TR3W157(1)020(5)0200 | 30.0                                | 10                                    | 0.200  | 1.12                                       |
| 150  | W            | TR3W157(1)020(5)0150 | 30.0                                | 10                                    | 0.150  | 1.29                                       |
| 150  | W            | TR3W157(1)020(5)0100 | 30.0                                | 10                                    | 0.100  | 1.58                                       |
| 150  | W            | TR3W157(1)020(5)0080 | 30.0                                | 10                                    | 0.080  | 1.77                                       |
| <b>25 V<sub>DC</sub> AT +85 °C; 17 V<sub>DC</sub> AT +125 °C</b> |              |                      |                                     |                                       |  |  |
| 0.47   | A            | TR3A474(1)025(2)7000 | 0.5                                 | 4                                     | 7.000  | 0.10                                       |
| 0.68   | A            | TR3A684(1)025(2)6000 | 0.5                                 | 4                                     | 6.000  | 0.11                                       |
| 1.0  | A            | TR3A105(1)025(2)4000 | 0.5                                 | 4                                     | 4.000  | 0.14                                       |
| 1.5  | A            | TR3A155(1)025(2)4000 | 0.5                                 | 6                                     | 4.000  | 0.14                                       |
| 1.5  | A            | TR3A155(1)025(2)3000 | 0.5                                 | 6                                     | 3.000  | 0.16                                       |
| 1.5  | B            | TR3B155(1)025(2)1800 | 0.5                                 | 6                                     | 1.800  | 0.22                                       |
| 2.2  | A            | TR3A225(1)025(2)4000 | 0.6                                 | 6                                     | 4.000  | 0.14                                       |
| 2.2  | B            | TR3B225(1)025(2)1700 | 0.6                                 | 8                                     | 1.700  | 0.22                                       |
| 2.2  | B            | TR3B225(1)025(2)1500 | 0.6                                 | 6                                     | 1.500  | 0.24                                       |
| 2.2  | B            | TR3B225(1)025(2)1200 | 0.6                                 | 6                                     | 1.200  | 0.27                                       |
| 2.2  | B            | TR3B225(1)025(2)0900 | 0.6                                 | 6                                     | 0.900  | 0.31                                       |
| 3.3  | A            | TR3A335(1)025(2)3500 | 0.8                                 | 6                                     | 3.500  | 0.15                                       |
| 3.3  | A            | TR3A335(1)025(2)3000 | 0.8                                 | 6                                     | 3.000  | 0.16                                       |
| 3.3  | B            | TR3B335(1)025(2)2000 | 0.8                                 | 6                                     | 2.000  | 0.21                                       |
| 3.3  | B            | TR3B335(1)025(2)1500 | 0.8                                 | 6                                     | 1.500  | 0.24                                       |
| 3.3  | B            | TR3B335(1)025(2)0750 | 0.8                                 | 6                                     | 0.750  | 0.34                                       |
| 4.7  | A            | TR3A475(1)025(2)3500 | 1.2                                 | 6                                     | 3.500  | 0.15                                       |
| 4.7  | A            | TR3A475(1)025(2)3000 | 1.2                                 | 6                                     | 3.000  | 0.16                                       |
| 4.7  | B            | TR3B475(1)025(2)1500 | 1.2                                 | 6                                     | 1.500  | 0.24                                       |
| 4.7  | B            | TR3B475(1)025(2)1000 | 1.2                                 | 6                                     | 1.000  | 0.29                                       |
| 4.7  | B            | TR3B475(1)025(2)0900 | 1.2                                 | 6                                     | 9.000  | 0.10                                       |
| 4.7  | B            | TR3B475(1)025(2)0700 | 1.2                                 | 6                                     | 0.700  | 0.35                                       |
| 4.7  | C            | TR3C475(1)025(2)0600 | 1.2                                 | 6                                     | 0.600  | 0.43                                       |
| 4.7  | C            | TR3C475(1)025(2)0525 | 1.2                                 | 6                                     | 0.525  | 0.46                                       |
| 6.8  | B            | TR3B685(1)025(2)2000 | 1.7                                 | 6                                     | 2.000  | 0.21                                       |
| 6.8  | B            | TR3B685(1)025(2)1500 | 1.7                                 | 6                                     | 1.500  | 0.24                                       |
| 6.8  | B            | TR3B685(1)025(2)1200 | 1.7                                 | 6                                     | 1.200  | 0.27                                       |
| 6.8  | B            | TR3B685(1)025(2)0700 | 1.7                                 | 6                                     | 0.700  | 0.35                                       |
| 6.8  | B            | TR3B685(1)025(3)0500 | 1.7                                 | 6                                     | 0.500  | 0.41                                       |
| 6.8  | B            | TR3B685(1)025(3)0400 | 1.7                                 | 6                                     | 0.400  | 0.46                                       |
| 6.8  | C            | TR3C685(1)025(2)0600 | 1.7                                 | 6                                     | 0.600  | 0.43                                       |
| 6.8  | C            | TR3C685(1)025(2)0500 | 1.7                                 | 6                                     | 0.500  | 0.47                                       |

**Notes**

- Part number definitions:
  - Capacitance tolerance codes: K, M
  - Terminations and packaging codes: C, D, E, F
  - Lead (Pb)-free terminations and packaging codes: C, D
  - Terminations and packaging codes: C, D, E, F, U, V, T, W
  - Lead (Pb)-free terminations and packaging codes: C, D, V, U
- End of life - last available purchase date: 08-Oct-2018



| STANDARD RATINGS  |                  |                      |                                     |                                       |  |  |
|---|------------------|----------------------|-------------------------------------|---------------------------------------|--|--|
| CAPACITANCE<br>( $\mu$ F)                                   | CASE<br>CODE     | PART NUMBER          | MAX. DCL<br>AT +25 °C<br>( $\mu$ A) | MAX. DF<br>AT +25 °C<br>120 Hz<br>(%) | MAX. ESR<br>AT +25 °C<br>100 kHz<br>( $\Omega$ ) | MAX. RIPPLE<br>100 kHz<br>$I_{RMS}$<br>(A) |
| 25 V <sub>DC</sub> AT +85 °C; 17 V <sub>DC</sub> AT +125 °C |                  |                      |                                     |                                       |  |  |
| 10  | B                | TR3B106(1)025(2)1300 | 2.5                                 | 6                                     | 1.300  | 0.26                                       |
| 10  | B                | TR3B106(1)025(2)1100 | 2.5                                 | 6                                     | 1.100  | 0.28                                       |
| 10  | B                | TR3B106(1)025(2)0900 | 2.5                                 | 6                                     | 0.900  | 0.31                                       |
| 10  | B                | TR3B106(1)025(2)0450 | 2.5                                 | 6                                     | 0.450  | 0.43                                       |
| 10  | C                | TR3C106(1)025(2)0600 | 2.5                                 | 6                                     | 0.600  | 0.43                                       |
| 10  | C                | TR3C106(1)025(2)0500 | 2.5                                 | 6                                     | 0.500  | 0.47                                       |
| 10  | C                | TR3C106(1)025(2)0450 | 2.5                                 | 6                                     | 0.450  | 0.49                                       |
| 10  | C                | TR3C106(1)025(2)0300 | 2.5                                 | 6                                     | 0.300  | 0.61                                       |
| 10  | D                | TR3D106(1)025(4)0400 | 2.5                                 | 6                                     | 0.400  | 0.61                                       |
| 10  | D                | TR3D106(1)025(4)0300 | 2.5                                 | 6                                     | 0.300  | 0.71                                       |
| 15  | B                | TR3B156(1)025(2)1000 | 3.8                                 | 6                                     | 1.000  | 0.29                                       |
| 15  | B                | TR3B156(1)025(2)0800 | 3.8                                 | 6                                     | 0.800  | 0.33                                       |
| 15  | B                | TR3B156(1)025(2)0600 | 3.8                                 | 6                                     | 0.600  | 0.38                                       |
| 15  | C                | TR3C156(1)025(2)0900 | 3.8                                 | 6                                     | 0.900  | 0.35                                       |
| 15  | C                | TR3C156(1)025(2)0425 | 3.8                                 | 6                                     | 0.425  | 0.51                                       |
| 15  | D                | TR3D156(1)025(4)0350 | 3.8                                 | 6                                     | 0.350  | 0.65                                       |
| 15  | D                | TR3D156(1)025(4)0275 | 3.8                                 | 6                                     | 0.275  | 0.74                                       |
| 15  | D                | TR3D156(1)025(4)0250 | 3.8                                 | 6                                     | 0.250  | 0.77                                       |
| 15  | D                | TR3D156(1)025(4)0200 | 3.8                                 | 6                                     | 0.200  | 0.87                                       |
| 22  | C                | TR3C226(1)025(2)1000 | 5.5                                 | 6                                     | 1.000  | 0.33                                       |
| 22  | C                | TR3C226(1)025(2)0900 | 5.5                                 | 6                                     | 0.900  | 0.35                                       |
| 22  | C                | TR3C226(1)025(2)0425 | 5.5                                 | 6                                     | 0.425  | 0.51                                       |
| 22  | C                | TR3C226(1)025(2)0400 | 5.5                                 | 6                                     | 0.400  | 0.52                                       |
| 22  | C                | TR3C226(1)025(2)0300 | 5.5                                 | 6                                     | 0.300  | 0.61                                       |
| 22  | C                | TR3C226(1)025(2)0275 | 5.5                                 | 6                                     | 0.275  | 0.63                                       |
| 22  | C                | TR3C226(1)025(2)0250 | 5.5                                 | 6                                     | 0.250  | 0.66                                       |
| 22  | D                | TR3D226(1)025(4)0300 | 5.5                                 | 6                                     | 0.300  | 0.71                                       |
| 22  | D                | TR3D226(1)025(4)0200 | 5.5                                 | 6                                     | 0.200  | 0.87                                       |
| 22  | E                | TR3E226(1)025(4)0300 | 5.5                                 | 6                                     | 0.300  | 0.74                                       |
| 22  | E                | TR3E226(1)025(4)0200 | 5.5                                 | 6                                     | 0.200  | 0.91                                       |
| 22  | V <sup>(1)</sup> | TR3V226(1)025(5)0500 | 5.5                                 | 6                                     | 0.500  | 0.50                                       |
| 22  | V <sup>(1)</sup> | TR3V226(1)025(5)0400 | 5.5                                 | 6                                     | 0.400  | 0.56                                       |
| 22  | V <sup>(1)</sup> | TR3V226(1)025(5)0250 | 5.5                                 | 6                                     | 0.250  | 0.71                                       |
| 33  | D                | TR3D336(1)025(4)0400 | 8.3                                 | 6                                     | 0.400  | 0.61                                       |
| 33  | D                | TR3D336(1)025(4)0300 | 8.3                                 | 6                                     | 0.300  | 0.71                                       |
| 33  | D                | TR3D336(1)025(4)0225 | 8.3                                 | 6                                     | 0.225  | 0.82                                       |
| 33  | D                | TR3D336(1)025(4)0200 | 8.3                                 | 6                                     | 0.200  | 0.87                                       |
| 33  | E                | TR3E336(1)025(4)0300 | 8.3                                 | 6                                     | 0.300  | 0.74                                       |
| 33  | E                | TR3E336(1)025(4)0200 | 8.3                                 | 6                                     | 0.200  | 0.91                                       |
| 33  | E                | TR3E336(1)025(4)0175 | 6.6                                 | 4                                     | 0.175  | 0.97                                       |
| 47  | D                | TR3D476(1)025(4)0350 | 11.8                                | 8                                     | 0.350  | 0.65                                       |
| 47  | D                | TR3D476(1)025(4)0250 | 11.8                                | 8                                     | 0.250  | 0.77                                       |
| 47  | D                | TR3D476(1)025(4)0200 | 11.8                                | 8                                     | 0.200  | 0.87                                       |
| 47  | D                | TR3D476(1)025(4)0150 | 11.8                                | 8                                     | 0.150  | 1.00                                       |
| 47  | D                | TR3D476(1)025(5)0125 | 11.8                                | 8                                     | 0.125  | 1.10                                       |
| 47  | D                | TR3D476(1)025(5)0100 | 11.8                                | 8                                     | 0.100  | 1.22                                       |

**Notes**

- Part number definitions:
  - Capacitance tolerance codes: K, M
  - Terminations and packaging codes: C, D, E, F
  - Lead (Pb)-free terminations and packaging codes: C, D
  - Terminations and packaging codes: C, D, E, F, U, V, T, W
  - Lead (Pb)-free terminations and packaging codes: C, D, V, U
- <sup>(1)</sup> End of life - last available purchase date: 08-Oct-2018





| STANDARD RATINGS   |           |                      |                         |                              |                                |  |
|--|-----------|----------------------|-------------------------|------------------------------|--------------------------------|--|
| CAPACITANCE (μF)   | CASE CODE | PART NUMBER          | MAX. DCL AT +25 °C (μA) | MAX. DF AT +25 °C 120 Hz (%) | MAX. ESR AT +25 °C 100 kHz (Ω) | MAX. RIPPLE 100 kHz I <sub>RMS</sub> (A) |
| <b>25 V<sub>DC</sub> AT +85 °C; 17 V<sub>DC</sub> AT +125 °C</b> |           |                      |                         |                              |                                |  |
| 47   | E         | TR3E476(1)025(4)0300 | 11.8                    | 6                            | 0.300                          | 0.74                                     |
| 47   | E         | TR3E476(1)025(4)0200 | 11.8                    | 6                            | 0.200                          | 0.91                                     |
| 47   | E         | TR3E476(1)025(4)0150 | 11.8                    | 8                            | 0.150                          | 1.05                                     |
| 47   | E         | TR3E476(1)025(5)0125 | 11.8                    | 8                            | 0.125                          | 1.15                                     |
| 47   | E         | TR3E476(1)025(5)0100 | 11.8                    | 8                            | 0.100                          | 1.28                                     |
| 68   | E         | TR3E686(1)025(4)0250 | 17.0                    | 8                            | 0.250                          | 0.81                                     |
| 68   | E         | TR3E686(1)025(5)0125 | 17.0                    | 8                            | 0.125                          | 1.15                                     |
| 100  | W         | TR3W107(1)025(5)0200 | 25.0                    | 15                           | 0.200                          | 1.12                                     |
| 100  | W         | TR3W107(1)025(5)0150 | 25.0                    | 15                           | 0.150                          | 1.29                                     |
| 100  | W         | TR3W107(1)025(5)0100 | 25.0                    | 15                           | 0.100                          | 1.58                                     |
| <b>35 V<sub>DC</sub> AT +85 °C; 23 V<sub>DC</sub> AT +125 °C</b> |           |                      |                         |                              |                                |  |
| 0.22   | A         | TR3A224(1)035(2)6000 | 0.5                     | 4                            | 6.000                          | 0.11                                     |
| 0.33   | A         | TR3A334(1)035(2)6000 | 0.5                     | 4                            | 6.000                          | 0.11                                     |
| 0.47   | A         | TR3A474(1)035(2)4000 | 0.5                     | 4                            | 4.000                          | 0.14                                     |
| 0.47   | B         | TR3B474(1)035(2)4000 | 0.5                     | 6                            | 4.000                          | 0.15                                     |
| 0.68   | A         | TR3A684(1)035(2)6000 | 0.5                     | 4                            | 6.000                          | 0.11                                     |
| 0.68   | A         | TR3A684(1)035(2)4000 | 0.5                     | 4                            | 4.000                          | 0.14                                     |
| 1.0  | A         | TR3A105(1)035(2)6000 | 0.5                     | 4                            | 6.000                          | 0.11                                     |
| 1.0  | A         | TR3A105(1)035(2)4000 | 0.5                     | 4                            | 4.000                          | 0.14                                     |
| 1.0  | A         | TR3A105(1)035(2)3000 | 0.5                     | 4                            | 3.000                          | 0.16                                     |
| 1.0  | B         | TR3B105(1)035(2)2000 | 0.5                     | 4                            | 2.000                          | 0.21                                     |
| 1.5  | B         | TR3B155(1)035(2)3000 | 0.5                     | 6                            | 3.000                          | 0.17                                     |
| 1.5  | B         | TR3B155(1)035(2)2000 | 0.5                     | 6                            | 2.000                          | 0.21                                     |
| 1.5  | C         | TR3C155(1)035(2)2500 | 0.5                     | 6                            | 2.500                          | 0.21                                     |
| 1.5  | C         | TR3C155(1)035(2)0900 | 0.5                     | 6                            | 0.900                          | 0.35                                     |
| 2.2  | B         | TR3B225(1)035(2)2500 | 0.8                     | 6                            | 2.500                          | 0.18                                     |
| 2.2  | B         | TR3B225(1)035(2)2000 | 0.8                     | 6                            | 2.000                          | 0.21                                     |
| 2.2  | B         | TR3B225(1)035(2)1500 | 0.8                     | 6                            | 1.500                          | 0.24                                     |
| 2.2  | C         | TR3C225(1)035(2)1500 | 0.8                     | 6                            | 1.500                          | 0.27                                     |
| 2.2  | C         | TR3C225(1)035(2)0900 | 0.8                     | 6                            | 0.900                          | 0.35                                     |
| 3.3  | B         | TR3B335(1)035(2)1500 | 1.2                     | 6                            | 1.500                          | 0.24                                     |
| 3.3  | B         | TR3B335(1)035(2)1000 | 1.2                     | 6                            | 1.000                          | 0.29                                     |
| 3.3  | C         | TR3C335(1)035(2)0800 | 1.2                     | 6                            | 0.800                          | 0.37                                     |
| 3.3  | C         | TR3C335(1)035(2)0700 | 1.2                     | 6                            | 0.700                          | 0.40                                     |
| 3.3  | C         | TR3C335(1)035(2)0600 | 1.2                     | 6                            | 0.600                          | 0.43                                     |
| 4.7  | B         | TR3B475(1)035(2)1500 | 1.6                     | 6                            | 1.500                          | 0.24                                     |
| 4.7  | B         | TR3B475(1)035(2)1000 | 1.6                     | 6                            | 1.000                          | 0.29                                     |
| 4.7  | B         | TR3B475(1)035(2)0700 | 1.6                     | 6                            | 0.700                          | 0.35                                     |
| 4.7  | C         | TR3C475(1)035(2)0700 | 1.6                     | 6                            | 0.700                          | 0.40                                     |
| 4.7  | C         | TR3C475(1)035(2)0600 | 1.6                     | 6                            | 0.600                          | 0.43                                     |
| 4.7  | C         | TR3C475(1)035(2)0500 | 1.6                     | 6                            | 0.500                          | 0.47                                     |
| 4.7  | D         | TR3D475(1)035(4)0700 | 1.6                     | 6                            | 0.700                          | 0.46                                     |
| 6.8  | C         | TR3C685(1)035(2)0900 | 2.4                     | 6                            | 0.900                          | 0.35                                     |
| 6.8  | C         | TR3C685(1)035(2)0475 | 2.4                     | 6                            | 0.475                          | 0.48                                     |
| 6.8  | D         | TR3D685(1)035(4)0500 | 2.4                     | 6                            | 0.500                          | 0.55                                     |
| 6.8  | D         | TR3D685(1)035(4)0400 | 2.4                     | 6                            | 0.400                          | 0.61                                     |
| 6.8  | D         | TR3D685(1)035(4)0300 | 2.4                     | 6                            | 0.300                          | 0.71                                     |
| 6.8  | E         | TR3E685(1)035(4)0300 | 2.4                     | 4                            | 0.300                          | 0.74                                     |

Notes

- Part number definitions:
  - Capacitance tolerance codes: K, M
  - Terminations and packaging codes: C, D, E, F
  - Lead (Pb)-free terminations and packaging codes: C, D
  - Terminations and packaging codes: C, D, E, F, U, V, T, W
  - Lead (Pb)-free terminations and packaging codes: C, D, V, U
- End of life - last available purchase date: 08-Oct-2018





| STANDARD RATINGS   |              |                      |                                     |                                       |  |  |
|--|--------------|----------------------|-------------------------------------|---------------------------------------|--|--|
| CAPACITANCE<br>( $\mu$ F)  | CASE<br>CODE | PART NUMBER          | MAX. DCL<br>AT +25 °C<br>( $\mu$ A) | MAX. DF<br>AT +25 °C<br>120 Hz<br>(%) | MAX. ESR<br>AT +25 °C<br>100 kHz<br>( $\Omega$ ) | MAX. RIPPLE<br>100 kHz<br>$I_{RMS}$<br>(A) |
| <b>35 V<sub>DC</sub> AT +85 °C; 23 V<sub>DC</sub> AT +125 °C</b> |              |                      |                                     |                                       |  |  |
| 10   | C            | TR3C106(1)035(2)1200 | 3.5                                 | 6                                     | 1.200  | 0.30                                       |
| 10   | C            | TR3C106(1)035(2)0450 | 3.5                                 | 6                                     | 0.450  | 0.49                                       |
| 10   | D            | TR3D106(1)035(4)0400 | 3.5                                 | 6                                     | 0.400  | 0.61                                       |
| 10   | D            | TR3D106(1)035(4)0300 | 3.5                                 | 6                                     | 0.300  | 0.71                                       |
| 10   | D            | TR3D106(1)035(4)0260 | 3.5                                 | 6                                     | 0.260  | 0.76                                       |
| 10   | D            | TR3D106(1)035(4)0250 | 3.5                                 | 6                                     | 0.250  | 0.77                                       |
| 10   | D            | TR3D106(1)035(4)0200 | 3.5                                 | 6                                     | 0.200  | 0.87                                       |
| 10   | D            | TR3D106(1)035(5)0135 | 3.5                                 | 6                                     | 0.135  | 1.05                                       |
| 10   | D            | TR3D106(1)035(5)0125 | 3.5                                 | 6                                     | 0.125  | 1.10                                       |
| 10   | E            | TR3E106(1)035(4)0250 | 3.5                                 | 6                                     | 0.250  | 0.81                                       |
| 10   | E            | TR3E106(1)035(4)0200 | 3.5                                 | 6                                     | 0.200  | 0.91                                       |
| 15   | C            | TR3C156(1)035(2)0600 | 5.3                                 | 6                                     | 0.600  | 0.43                                       |
| 15   | C            | TR3C156(1)035(2)0400 | 5.3                                 | 6                                     | 0.400  | 0.52                                       |
| 15   | D            | TR3D156(1)035(4)0350 | 5.3                                 | 6                                     | 0.350  | 0.65                                       |
| 15   | D            | TR3D156(1)035(4)0300 | 5.3                                 | 6                                     | 0.300  | 0.71                                       |
| 15   | D            | TR3D156(1)035(4)0260 | 5.3                                 | 6                                     | 0.260  | 0.76                                       |
| 15   | D            | TR3D156(1)035(4)0225 | 5.3                                 | 6                                     | 0.225  | 0.82                                       |
| 15   | D            | TR3D156(1)035(4)0200 | 5.3                                 | 6                                     | 0.200  | 0.87                                       |
| 15   | D            | TR3D156(1)035(4)0150 | 5.3                                 | 6                                     | 0.150  | 1.00                                       |
| 15   | E            | TR3E156(1)035(4)0300 | 5.3                                 | 6                                     | 0.300  | 0.74                                       |
| 15   | E            | TR3E156(1)035(4)0225 | 5.3                                 | 6                                     | 0.225  | 0.86                                       |
| 15   | E            | TR3E156(1)035(4)0200 | 5.3                                 | 6                                     | 0.200  | 0.91                                       |
| 15   | E            | TR3E156(1)035(4)0150 | 5.3                                 | 6                                     | 0.150  | 1.05                                       |
| 22   | D            | TR3D226(1)035(4)0400 | 7.7                                 | 6                                     | 0.400  | 0.61                                       |
| 22   | D            | TR3D226(1)035(4)0300 | 7.7                                 | 6                                     | 0.300  | 0.71                                       |
| 22   | D            | TR3D226(1)035(4)0275 | 7.7                                 | 6                                     | 0.275  | 0.74                                       |
| 22   | D            | TR3D226(1)035(4)0250 | 7.7                                 | 6                                     | 0.250  | 0.77                                       |
| 22   | D            | TR3D226(1)035(4)0200 | 7.7                                 | 6                                     | 0.200  | 0.87                                       |
| 22   | E            | TR3E226(1)035(4)0300 | 7.7                                 | 6                                     | 0.300  | 0.74                                       |
| 22   | E            | TR3E226(1)035(4)0275 | 7.7                                 | 6                                     | 0.275  | 0.77                                       |
| 22   | E            | TR3E226(1)035(4)0260 | 7.7                                 | 6                                     | 0.260  | 0.80                                       |
| 22   | E            | TR3E226(1)035(4)0200 | 7.7                                 | 6                                     | 0.200  | 0.91                                       |
| 33   | D            | TR3D336M035(4)0400   | 11.6                                | 6                                     | 0.400  | 0.61                                       |
| 33   | D            | TR3D336M035(5)0250   | 11.6                                | 6                                     | 0.250  | 0.77                                       |
| 33   | E            | TR3E336M035(4)0400   | 11.6                                | 6                                     | 0.400  | 0.64                                       |
| 33   | E            | TR3E336M035(5)0250   | 11.6                                | 6                                     | 0.250  | 0.81                                       |
| 47   | E            | TR3E476(1)035(4)0400 | 20.0                                | 10                                    | 0.400  | 0.64                                       |
| 47   | E            | TR3E476(1)035(5)0200 | 20.0                                | 10                                    | 0.200  | 0.91                                       |
| <b>50 V<sub>DC</sub> AT +85 °C; 33 V<sub>DC</sub> AT +125 °C</b> |              |                      |                                     |                                       |  |  |
| 0.15   | A            | TR3A154(1)050(2)10R0 | 0.5                                 | 4                                     | 10.000   | 0.09                                       |
| 0.22   | A            | TR3A224(1)050(2)10R0 | 0.5                                 | 4                                     | 10.000   | 0.09                                       |
| 0.33   | A            | TR3A334(1)050(2)7000 | 0.5                                 | 4                                     | 7.000  | 0.10                                       |
| 0.47   | B            | TR3B474(1)050(2)6000 | 0.5                                 | 4                                     | 6.000  | 0.12                                       |
| 0.47   | C            | TR3C474(1)050(2)2300 | 0.5                                 | 4                                     | 2.300  | 0.22                                       |
| 1.0  | B            | TR3B105(1)050(2)4000 | 0.5                                 | 4                                     | 4.000  | 0.15                                       |
| 1.0  | B            | TR3B105(1)050(2)2000 | 0.5                                 | 4                                     | 2.000  | 0.21                                       |
| 1.0  | C            | TR3C105(1)050(2)1600 | 0.5                                 | 4                                     | 1.600  | 0.26                                       |
| 1.5  | B            | TR3B155(1)050(2)2000 | 0.8                                 | 6                                     | 2.000  | 0.21                                       |
| 1.5  | C            | TR3C155(1)050(2)1500 | 0.8                                 | 6                                     | 1.500  | 0.27                                       |
| 2.2  | B            | TR3B225(1)050(2)2000 | 1.1                                 | 6                                     | 2.000  | 0.21                                       |
| 2.2  | C            | TR3C225(1)050(2)1500 | 1.1                                 | 6                                     | 1.500  | 0.27                                       |
| 2.2  | D            | TR3D225(1)050(4)0800 | 1.1                                 | 6                                     | 0.800  | 0.43                                       |

Notes

- Part number definitions:
  - Capacitance tolerance codes: K, M
  - Terminations and packaging codes: C, D, E, F
  - Lead (Pb)-free terminations and packaging codes: C, D
  - Terminations and packaging codes: C, D, E, F, U, V, T, W
  - Lead (Pb)-free terminations and packaging codes: C, D, V, U
- End of life - last available purchase date: 08-Oct-2018



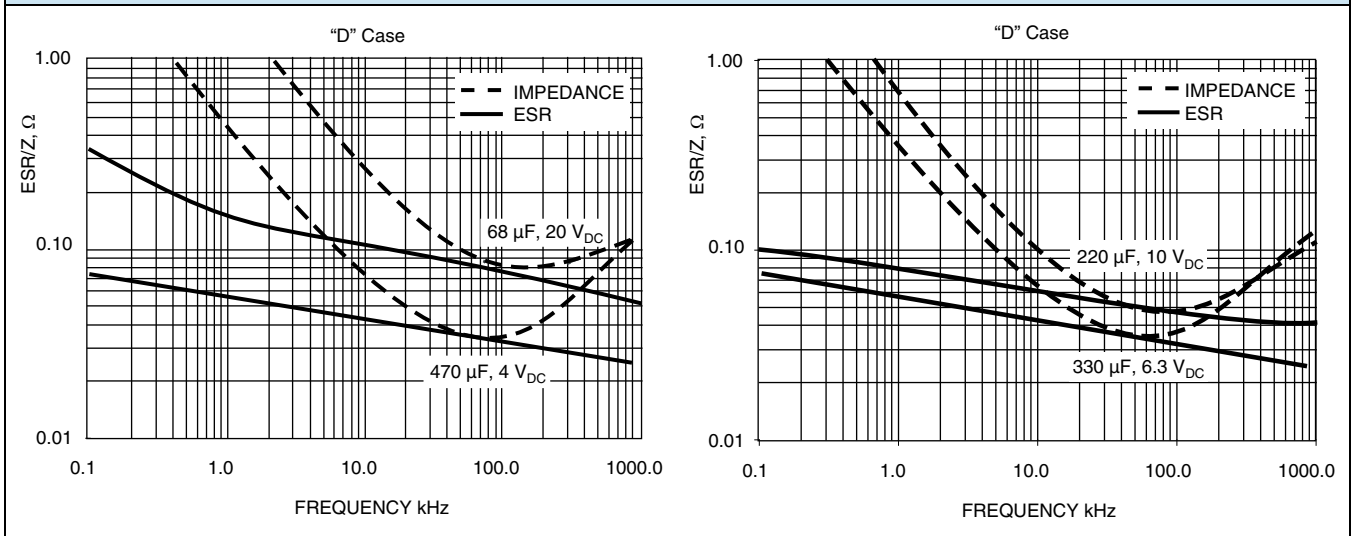
| STANDARD RATINGS   |              |                      |                                     |                                       |  |  |
|--|--------------|----------------------|-------------------------------------|---------------------------------------|--|--|
| CAPACITANCE<br>( $\mu$ F)  | CASE<br>CODE | PART NUMBER          | MAX. DCL<br>AT +25 °C<br>( $\mu$ A) | MAX. DF<br>AT +25 °C<br>120 Hz<br>(%) | MAX. ESR<br>AT +25 °C<br>100 kHz<br>( $\Omega$ ) | MAX. RIPPLE<br>100 kHz<br>$I_{RMS}$<br>(A) |
| <b>50 V<sub>DC</sub> AT +85 °C; 33 V<sub>DC</sub> AT +125 °C</b> |              |                      |                                     |                                       |  |  |
| 3.3  | C            | TR3C335(1)050(2)1500 | 1.7                                 | 6                                     | 1.500  | 0.27                                       |
| 3.3  | D            | TR3D335(1)050(4)0800 | 1.7                                 | 6                                     | 0.800  | 0.43                                       |
| 4.7  | C            | TR3C475(1)050(2)1000 | 2.4                                 | 6                                     | 1.000  | 0.33                                       |
| 4.7  | C            | TR3C475(1)050(2)0700 | 2.4                                 | 6                                     | 0.700  | 0.40                                       |
| 4.7  | C            | TR3C475(1)050(2)0500 | 2.4                                 | 6                                     | 0.500  | 0.47                                       |
| 4.7  | D            | TR3D475(1)050(4)0700 | 2.4                                 | 6                                     | 0.700  | 0.46                                       |
| 4.7  | D            | TR3D475(1)050(4)0600 | 2.4                                 | 6                                     | 0.600  | 0.50                                       |
| 4.7  | D            | TR3D475(1)050(4)0500 | 2.4                                 | 6                                     | 0.500  | 0.55                                       |
| 4.7  | D            | TR3D475(1)050(4)0300 | 2.4                                 | 6                                     | 0.300  | 0.71                                       |
| 4.7  | E            | TR3E475(1)050(4)0600 | 2.4                                 | 4                                     | 0.600  | 0.52                                       |
| 4.7  | E            | TR3E475(1)050(4)0300 | 2.4                                 | 4                                     | 0.300  | 0.74                                       |
| 6.8  | D            | TR3D685(1)050(4)0700 | 3.4                                 | 6                                     | 0.700  | 0.46                                       |
| 6.8  | D            | TR3D685(1)050(4)0600 | 3.4                                 | 6                                     | 0.600  | 0.50                                       |
| 6.8  | D            | TR3D685(1)050(4)0500 | 3.4                                 | 6                                     | 0.500  | 0.55                                       |
| 6.8  | D            | TR3D685(1)050(4)0300 | 3.4                                 | 6                                     | 0.300  | 0.71                                       |
| 6.8  | E            | TR3E685(1)050(4)0550 | 3.4                                 | 6                                     | 0.550  | 0.55                                       |
| 6.8  | E            | TR3E685(1)050(4)0500 | 3.4                                 | 6                                     | 0.500  | 0.57                                       |
| 10   | D            | TR3D106(1)050(4)0700 | 5.0                                 | 6                                     | 0.700  | 0.46                                       |
| 10   | D            | TR3D106(1)050(4)0550 | 5.0                                 | 6                                     | 0.550  | 0.52                                       |
| 10   | D            | TR3D106(1)050(4)0450 | 5.0                                 | 6                                     | 0.450  | 0.58                                       |
| 10   | E            | TR3E106(1)050(4)0700 | 5.0                                 | 6                                     | 0.700  | 0.49                                       |
| 10   | E            | TR3E106(1)050(4)0550 | 5.0                                 | 6                                     | 0.550  | 0.55                                       |
| 10   | E            | TR3E106(1)050(4)0500 | 5.0                                 | 6                                     | 0.500  | 0.57                                       |
| 10   | E            | TR3E106(1)050(4)0400 | 5.0                                 | 6                                     | 0.400  | 0.64                                       |
| 10   | E            | TR3E106(1)050(4)0300 | 5.0                                 | 6                                     | 0.300  | 0.74                                       |
| 15   | E            | TR3E156(1)050(4)0400 | 7.5                                 | 6                                     | 0.400  | 0.64                                       |
| 15   | E            | TR3E156(1)050(5)0300 | 7.5                                 | 6                                     | 0.300  | 0.74                                       |
| 15   | E            | TR3E156M050(4)0250   | 7.5                                 | 6                                     | 0.250  | 0.81                                       |
| 15   | E            | TR3E156M050(5)0200   | 7.5                                 | 6                                     | 0.200  | 0.91                                       |
| <b>63 V<sub>DC</sub> AT +85 °C; 40 V<sub>DC</sub> AT +125 °C</b> |              |                      |                                     |                                       |  |  |
| 3.3  | D            | TR3D335(1)063(4)1000 | 2.1                                 | 6                                     | 1.000  | 0.39                                       |
| 3.3  | D            | TR3D335(1)063(4)0800 | 2.1                                 | 6                                     | 0.800  | 0.43                                       |
| 4.7  | D            | TR3D475(1)063(4)0700 | 3.0                                 | 6                                     | 0.700  | 0.46                                       |
| 4.7  | D            | TR3D475(1)063(4)0500 | 3.0                                 | 6                                     | 0.500  | 0.55                                       |
| 10   | E            | TR3E106(1)063(4)0600 | 6.3                                 | 6                                     | 0.600  | 0.52                                       |
| <b>75 V<sub>DC</sub> AT +85 °C; 50 V<sub>DC</sub> AT +125 °C</b> |              |                      |                                     |                                       |  |  |
| 1.0  | D            | TR3D105(1)075(4)3000 | 0.8                                 | 6                                     | 3.000  | 0.22                                       |
| 1.0  | D            | TR3D105(1)075(4)1500 | 0.8                                 | 6                                     | 1.500  | 0.32                                       |
| 1.5  | B            | TR3B155(1)075(2)2000 | 1.1                                 | 6                                     | 2.000  | 0.21                                       |
| 1.5  | C            | TR3C155(1)075(2)2000 | 1.1                                 | 6                                     | 2.000  | 0.23                                       |
| 1.5  | D            | TR3D155(1)075(4)2000 | 1.1                                 | 6                                     | 2.000  | 0.27                                       |
| 1.5  | D            | TR3D155(1)075(4)1000 | 1.1                                 | 6                                     | 1.000  | 0.27                                       |
| 2.2  | D            | TR3D225(1)075(4)1500 | 1.7                                 | 6                                     | 1.500  | 0.32                                       |
| 3.3  | D            | TR3D335(1)075(4)1200 | 2.5                                 | 6                                     | 1.200  | 0.35                                       |
| 3.3  | D            | TR3D335(1)075(4)1000 | 2.5                                 | 6                                     | 1.000  | 0.39                                       |
| 3.3  | D            | TR3D335(1)075(4)0800 | 2.5                                 | 6                                     | 0.800  | 0.43                                       |
| 4.7  | E            | TR3E475(1)075(4)1500 | 3.5                                 | 10                                    | 1.500  | 0.26                                       |

**Notes**

- Part number definitions:
  - Capacitance tolerance codes: K, M
  - Terminations and packaging codes: C, D, E, F
  - Lead (Pb)-free terminations and packaging codes: C, D
  - Terminations and packaging codes: C, D, E, F, U, V, T, W
  - Lead (Pb)-free terminations and packaging codes: C, D, V, U
- End of life - last available purchase date: 08-Oct-2018



**TYPICAL CURVES AT +25 °C, IMPEDANCE AND ESR VS. FREQUENCY**



**POWER DISSIPATION**

| CASE CODE | MAXIMUM PERMISSIBLE POWER DISSIPATION AT +25 °C (W) IN FREE AIR |
|-----------|---|
| A         | 0.075   |
| B         | 0.085   |
| C         | 0.110   |
| D         | 0.150   |
| E         | 0.165   |
| V         | 0.125   |
| W         | 0.250   |

**STANDARD PACKAGING QUANTITY**

| CASE CODE | UNITS PER REEL |          |
|-----------|----------------|----------|
|           | 7" REEL        | 13" REEL |
| A         | 2000           | 9000     |
| B         | 2000           | 8000     |
| C         | 500            | 3000     |
| D         | 500            | 2500     |
| E         | 400            | 1500     |
| V         | 1000           | 4000     |
| W         | 500            | 2000     |

**PRODUCT INFORMATION**

|                                      |  |
|--------------------------------------|--|
| Guide for Molded Tantalum Capacitors | <a href="http://www.vishay.com/doc?40074">www.vishay.com/doc?40074</a> |
| Pad Dimensions                       |  |
| Packaging Dimensions                 |  |
| Moisture Sensitivity (MSL)           | <a href="http://www.vishay.com/doc?40135">www.vishay.com/doc?40135</a> |
| <b>SELECTOR GUIDES</b>               |  |
| Solid Tantalum Selector Guide        | <a href="http://www.vishay.com/doc?49053">www.vishay.com/doc?49053</a> |
| Solid Tantalum Chip Capacitors       | <a href="http://www.vishay.com/doc?40091">www.vishay.com/doc?40091</a> |
| <b>FAQ</b>                           |  |
| Frequently Asked Questions           | <a href="http://www.vishay.com/doc?40110">www.vishay.com/doc?40110</a> |



# Guide for Molded Tantalum Capacitors

## INTRODUCTION

Tantalum electrolytic capacitors are the preferred choice in applications where volumetric efficiency, stable electrical parameters, high reliability, and long service life are primary considerations. The stability and resistance to elevated temperatures of the tantalum / tantalum oxide / manganese dioxide system make solid tantalum capacitors an appropriate choice for today's surface mount assembly technology.

Vishay Sprague has been a pioneer and leader in this field, producing a large variety of tantalum capacitor types for consumer, industrial, automotive, military, and aerospace electronic applications.

Tantalum is not found in its pure state. Rather, it is commonly found in a number of oxide minerals, often in combination with Columbium ore. This combination is known as "tantalite" when its contents are more than one-half tantalum. Important sources of tantalite include Australia, Brazil, Canada, China, and several African countries. Synthetic tantalite concentrates produced from tin slags in Thailand, Malaysia, and Brazil are also a significant raw material for tantalum production.

Electronic applications, and particularly capacitors, consume the largest share of world tantalum production. Other important applications for tantalum include cutting tools (tantalum carbide), high temperature super alloys, chemical processing equipment, medical implants, and military ordnance.

Vishay Sprague is a major user of tantalum materials in the form of powder and wire for capacitor elements and rod and sheet for high temperature vacuum processing.

## THE BASICS OF TANTALUM CAPACITORS

Most metals form crystalline oxides which are non-protecting, such as rust on iron or black oxide on copper. A few metals form dense, stable, tightly adhering, electrically insulating oxides. These are the so-called "valve"metals and include titanium, zirconium, niobium, tantalum, hafnium, and aluminum. Only a few of these permit the accurate control of oxide thickness by electrochemical means. Of these, the most valuable for the electronics industry are aluminum and tantalum.

Capacitors are basic to all kinds of electrical equipment, from radios and television sets to missile controls and automobile ignitions. Their function is to store an electrical charge for later use.

Capacitors consist of two conducting surfaces, usually metal plates, whose function is to conduct electricity. They are separated by an insulating material or dielectric. The dielectric used in all tantalum electrolytic capacitors is tantalum pentoxide.

Tantalum pentoxide compound possesses high-dielectric strength and a high-dielectric constant. As capacitors are being manufactured, a film of tantalum pentoxide is applied to their electrodes by means of an electrolytic process. The film is applied in various thicknesses and at various voltages and although transparent to begin with, it takes on different colors as light refracts through it. This coloring occurs on the tantalum electrodes of all types of tantalum capacitors.

Rating for rating, tantalum capacitors tend to have as much as three times better capacitance / volume efficiency than aluminum electrolytic capacitors. An approximation of the capacitance / volume efficiency of other types of capacitors may be inferred from the following table, which shows the dielectric constant ranges of the various materials used in each type. Note that tantalum pentoxide has a dielectric constant of 26, some three times greater than that of aluminum oxide. This, in addition to the fact that extremely thin films can be deposited during the electrolytic process mentioned earlier, makes the tantalum capacitor extremely efficient with respect to the number of microfarads available per unit volume. The capacitance of any capacitor is determined by the surface area of the two conducting plates, the distance between the plates, and the dielectric constant of the insulating material between the plates.

### COMPARISON OF CAPACITOR DIELECTRIC CONSTANTS

| DIELECTRIC                | $\epsilon$<br>DIELECTRIC CONSTANT |
|---------------------------|-----------------------------------|
| Air or vacuum             | 1.0                               |
| Paper                     | 2.0 to 6.0                        |
| Plastic                   | 2.1 to 6.0                        |
| Mineral oil               | 2.2 to 2.3                        |
| Silicone oil              | 2.7 to 2.8                        |
| Quartz                    | 3.8 to 4.4                        |
| Glass                     | 4.8 to 8.0                        |
| Porcelain                 | 5.1 to 5.9                        |
| Mica                      | 5.4 to 8.7                        |
| Aluminum oxide            | 8.4                               |
| <b>Tantalum pentoxide</b> | <b>26</b>                         |
| Ceramic                   | 12 to 400K                        |

In the tantalum electrolytic capacitor, the distance between the plates is very small since it is only the thickness of the tantalum pentoxide film. As the dielectric constant of the tantalum pentoxide is high, the capacitance of a tantalum capacitor is high if the area of the plates is large:

$$C = \frac{\epsilon A}{t}$$

where

C = capacitance

$\epsilon$  = dielectric constant

A = surface area of the dielectric

t = thickness of the dielectric

Tantalum capacitors contain either liquid or solid electrolytes. In solid electrolyte capacitors, a dry material (manganese dioxide) forms the cathode plate. A tantalum lead is embedded in or welded to the pellet, which is in turn connected to a termination or lead wire. The drawings show the construction details of the surface mount types of tantalum capacitors shown in this catalog.



### SOLID ELECTROLYTE TANTALUM CAPACITORS

Solid electrolyte capacitors contain manganese dioxide, which is formed on the tantalum pentoxide dielectric layer by impregnating the pellet with a solution of manganous nitrate. The pellet is then heated in an oven, and the manganous nitrate is converted to manganese dioxide.

The pellet is next coated with graphite, followed by a layer of metallic silver, which provides a conductive surface between the pellet and the Leadframe.

Molded Chip tantalum capacitor encases the element in plastic resins, such as epoxy materials. After assembly, the capacitors are tested and inspected to assure long life and reliability. It offers excellent reliability and high stability for consumer and commercial electronics with the added feature of low cost

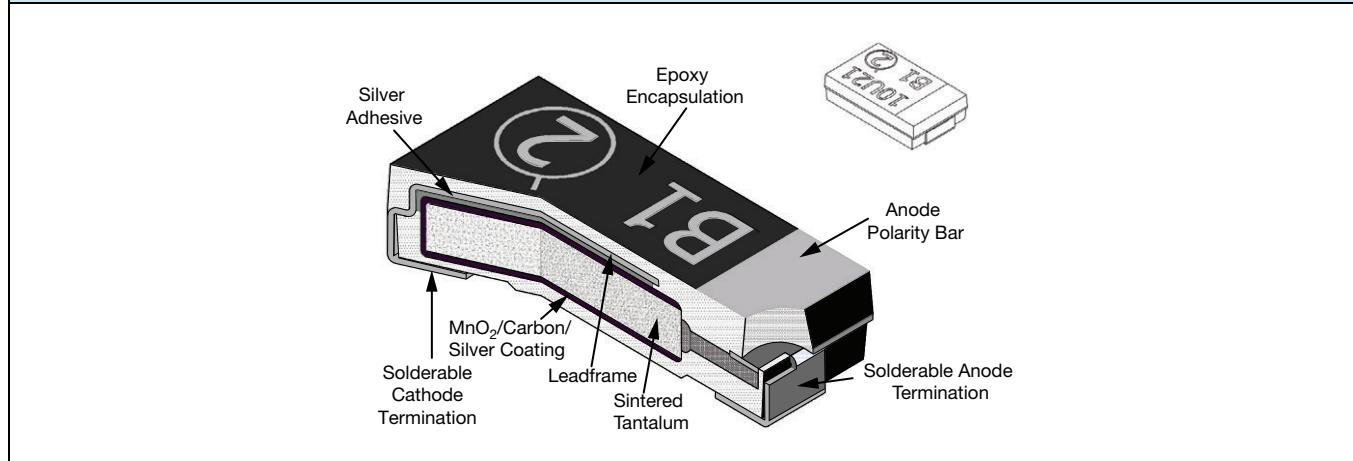
Surface mount designs of "Solid Tantalum" capacitors use lead frames or lead frameless designs as shown in the accompanying drawings.

### TANTALUM CAPACITORS FOR ALL DESIGN CONSIDERATIONS

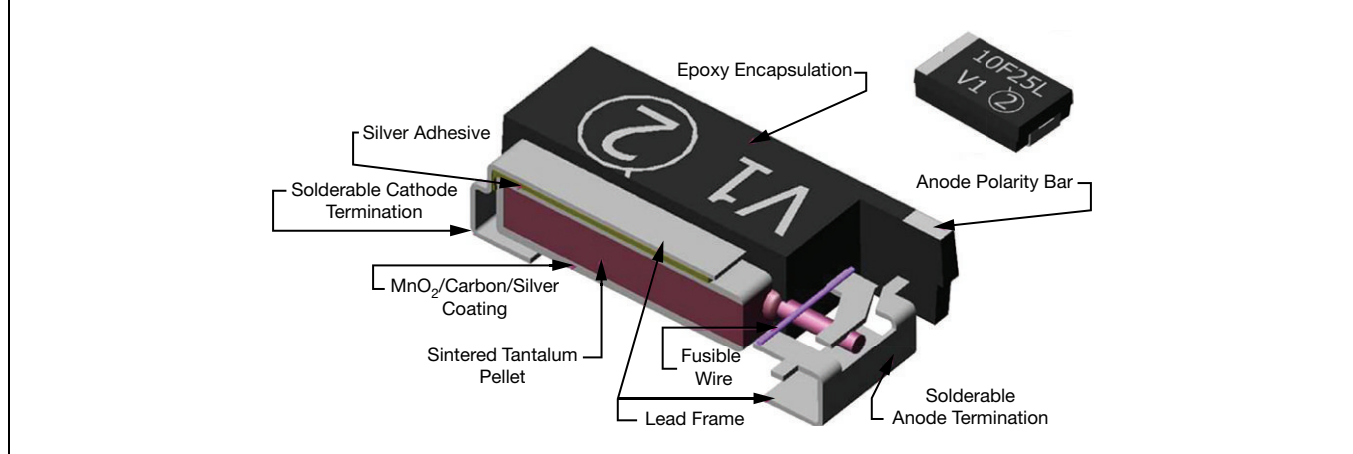
Solid electrolyte designs are the least expensive for a given rating and are used in many applications where their very small size for a given unit of capacitance is of importance. They will typically withstand up to about 10 % of the rated DC working voltage in a reverse direction. Also important are their good low temperature performance characteristics and freedom from corrosive electrolytes.

Vishay Sprague patented the original solid electrolyte capacitors and was the first to market them in 1956. Vishay Sprague has the broadest line of tantalum capacitors and has continued its position of leadership in this field. Data sheets covering the various types and styles of Vishay Sprague capacitors for consumer and entertainment electronics, industry, and military applications are available where detailed performance characteristics must be specified.

#### MOLDED CHIP CAPACITOR, ALL TYPES EXCEPT 893D / TF3 / T86



#### MOLDED CHIP CAPACITOR WITH BUILT-IN FUSE, TYPES 893D / TF3 / T86



### COMMERCIAL PRODUCTS

| SOLID TANTALUM CAPACITORS - MOLDED CASE |  |                  |                |                     |                                    |   |
|---|--|------------------|----------------|---------------------|------------------------------------|---|
| SERIES                                  | 293D   | 793DX-CTC3-CTC4  | 593D           | TR3                 | TP3                                | TL3                                       |
| PRODUCT IMAGE                           |  |                  |                |                     |                                    |   |
| TYPE                                    | Surface mount TANTAMOUNT™, molded case         |                  |                |                     |                                    |   |
| FEATURES                                | Standard industrial grade                      | CECC approved    | Low ESR        | Low ESR             | High performance, automotive grade | Very low DCL                              |
| TEMPERATURE RANGE                       | -55 °C to +125 °C                              |                  |                |                     |                                    |   |
| CAPACITANCE RANGE                       | 0.1 µF to 1000 µF                              | 0.1 µF to 100 µF | 1 µF to 470 µF | 0.47 µF to 1000 µF  | 0.1 µF to 470 µF                   | 0.1 µF to 470 µF                          |
| VOLTAGE RANGE                           | 4 V to 75 V                                    | 4 V to 50 V      | 4 V to 50 V    | 4 V to 75 V         | 4 V to 50 V                        | 4 V to 50 V                               |
| CAPACITANCE TOLERANCE                   | ± 10 %, ± 20 %                                 |                  |                |                     |                                    |   |
| LEAKAGE CURRENT                         | 0.01 CV or 0.5 µA, whichever is greater        |                  |                |                     |                                    | 0.005 CV or 0.25 µA, whichever is greater |
| DISSIPATION FACTOR                      | 4 % to 30 %                                    | 4 % to 6 %       | 4 % to 15 %    | 4 % to 30 %         | 4 % to 15 %                        | 4 % to 15 %                               |
| CASE CODES                              | A, B, C, D, E, V                               | A, B, C, D       | A, B, C, D, E  | A, B, C, D, E, V, W | A, B, C, D, E                      | A, B, C, D, E                             |
| TERMINATION                             | 100 % matte tin standard, tin / lead available |                  |                |                     |                                    |   |

| SOLID TANTALUM CAPACITORS - MOLDED CASE |  |  |                               |                          |                        |
|---|--|--|-------------------------------|--------------------------|------------------------|
| SERIES                                  | TH3  | TH4  | TH5                           | 893D                     | TF3                    |
| PRODUCT IMAGE                           |  |  |                               |                          |                        |
| TYPE                                    | Surface mount TANTAMOUNT™, molded case                         |  |                               |                          |                        |
| FEATURES                                | High temperature +150 °C, automotive grade                     | High temperature +175 °C, automotive grade | Very high temperature +200 °C | Built-in fuse            | Built-in fuse, low ESR |
| TEMPERATURE RANGE                       | -55 °C to +150 °C  | -55 °C to +175 °C                          | -55 °C to +200 °C             | -55 °C to +125 °C        |                        |
| CAPACITANCE RANGE                       | 0.33 µF to 220 µF  | 10 µF to 100 µF                            | 4.7 µF to 100 µF              | 0.47 µF to 680 µF        | 0.47 µF to 470 µF      |
| VOLTAGE RANGE                           | 6.3 V to 50 V  | 6.3 V to 35 V                              | 5 V to 24 V                   | 4 V to 50 V              | 4 V to 50 V            |
| CAPACITANCE TOLERANCE                   | ± 10 %, ± 20 %   |  |                               |                          |                        |
| LEAKAGE CURRENT                         | 0.01 CV or 0.5 µA, whichever is greater                        |  |                               |                          |                        |
| DISSIPATION FACTOR                      | 4 % to 8 %   | 4.5 % to 8 %                               | 6 % to 10 %                   | 6 % to 15 %              | 6 % to 15 %            |
| CASE CODES                              | A, B, C, D, E  | B, C, D, E                                 | D, E                          | C, D, E                  | C, D, E                |
| TERMINATION                             | 100 % matte tin standard, tin / lead and gold plated available | 100 % matte tin                            | Gold plated                   | 100 % matte tin standard |                        |





**HIGH RELIABILITY PRODUCTS**

| <b>SOLID TANTALUM CAPACITORS - MOLDED CASE</b> |   |  |   |                                     |                                       |
|--|---|--|---|-------------------------------------|---------------------------------------|
| SERIES   | TM3                                       | T83  | T86   | CWR11                               | 95158                                 |
| PRODUCT IMAGE                                  |   |  |   |                                     |                                       |
| TYPE   | TANTAMOUNT™, molded case, Hi-Rel.         | TANTAMOUNT™, molded case, Hi-Rel. COTS               | TANTAMOUNT™, molded case, DLA approved                |                                     |                                       |
| FEATURES                                       | High reliability, for Medical Instruments | High reliability, standard and low ESR               | High reliability, built-in fuse, standard and low ESR | MIL-PRF-55365/8 qualified           | Low ESR                               |
| TEMPERATURE RANGE                              | -55 °C to +125 °C                         |  |   |                                     |                                       |
| CAPACITANCE RANGE                              | 1 µF to 220 µF                            | 0.1 µF to 470 µF                                     | 0.47 µF to 330 µF                                     | 0.1 µF to 100 µF                    | 4.7 µF to 220 µF                      |
| VOLTAGE RANGE                                  | 4 V to 20 V                               | 4 V to 63 V  | 4 V to 50 V   |                                     |                                       |
| CAPACITANCE TOLERANCE                          | ± 10 %, ± 20 %                            |  |   | ± 5 %, ± 10 %, ± 20 %               | ± 10 %, ± 20 %                        |
| LEAKAGE CURRENT                                | 0.005 CV or 0.25 µA, whichever is greater | 0.01 CV or 0.5 µA, whichever is greater              |   |                                     |                                       |
| DISSIPATION FACTOR                             | 4 % to 8 %                                | 4 % to 15 %  | 6 % to 16 %   | 4 % to 6 %                          | 4 % to 12 %                           |
| CASE CODES                                     | A, B, C, D, E                             | A, B, C, D, E  | C, D, E   | A, B, C, D                          | C, D, E                               |
| TERMINATION                                    | 100 % matte tin; tin / lead               | 100 % matte tin; tin / lead; tin / lead solder fused | 100 % matte tin                                       | Tin / lead; tin / lead solder fused | Tin / lead solder plated; gold plated |



### PLASTIC TAPE AND REEL PACKAGING in inches [millimeters]



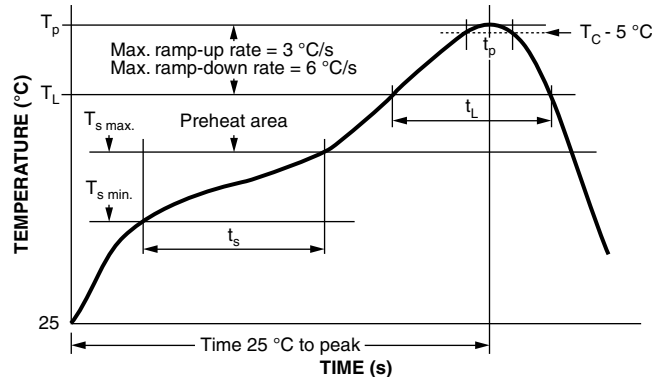
#### Notes

- Metric dimensions will govern. Dimensions in inches are rounded and for reference only.
- $A_0$ ,  $B_0$ ,  $K_0$ , are determined by the maximum dimensions to the ends of the terminals extending from the component body and / or the body dimensions of the component. The clearance between the ends of the terminals or body of the component to the sides and depth of the cavity ( $A_0$ ,  $B_0$ ,  $K_0$ ) must be within 0.002" (0.05 mm) minimum and 0.020" (0.50 mm) maximum. The clearance allowed must also prevent rotation of the component within the cavity of not more than  $20^\circ$ .
- Tape with components shall pass around radius "R" without damage. The minimum trailer length may require additional length to provide "R" minimum for 12 mm embossed tape for reels with hub diameters approaching N minimum.
- This dimension is the flat area from the edge of the sprocket hole to either outward deformation of the carrier tape between the embossed cavities or to the edge of the cavity whichever is less.
- This dimension is the flat area from the edge of the carrier tape opposite the sprocket holes to either the outward deformation of the carrier tape between the embossed cavity or to the edge of the cavity whichever is less.
- The embossed hole location shall be measured from the sprocket hole controlling the location of the embossement. Dimensions of embossement location shall be applied independent of each other.
- $B_1$  dimension is a reference dimension tape feeder clearance only.

| CASE CODE                                | TAPE SIZE | $B_1$ (MAX.) | $D_1$ (MIN.) | F                          | $K_0$ (MAX.) | $P_1$                     | W                           |
|--|-----------|--------------|--------------|----------------------------|--------------|---------------------------|-----------------------------|
| <b>MOLDED CHIP CAPACITORS; ALL TYPES</b> |           |              |              |                            |              |                           |                             |
| A  | 8 mm      | 0.165 [4.2]  | 0.039 [1.0]  | 0.138 ± 0.002 [3.5 ± 0.05] | 0.094 [2.4]  | 0.157 ± 0.004 [4.0 ± 1.0] | 0.315 ± 0.012 [8.0 ± 0.30]  |
| B  |           |              |              |                            |              |                           |                             |
| C  | 12 mm     | 0.32 [8.2]   | 0.059 [1.5]  | 0.217 ± 0.00 [5.5 ± 0.05]  | 0.177 [4.5]  | 0.315 ± 0.004 [8.0 ± 1.0] | 0.472 ± 0.012 [12.0 ± 0.30] |
| D  |           |              |              |                            |              |                           |                             |
| E  |           |              |              |                            |              |                           |                             |
| V  |           |              |              |                            |              |                           |                             |
| W  |           |              |              |                            |              |                           |                             |

**RECOMMENDED REFLOW PROFILES**

Capacitors should withstand reflow profile as per J-STD-020 standard, three cycles.



| PROFILE FEATURE  | SnPb EUTECTIC ASSEMBLY                 | LEAD (Pb)-FREE ASSEMBLY |
|--|--|-------------------------|
| <b>Preheat / soak</b>  |  |                         |
| Temperature min. ( $T_{s \text{ min.}}$ )  | 100 °C                                 | 150 °C                  |
| Temperature max. ( $T_{s \text{ max.}}$ )  | 150 °C                                 | 200 °C                  |
| Time ( $t_s$ ) from ( $T_{s \text{ min.}}$ to $T_{s \text{ max.}}$ )             | 60 s to 120 s                          | 60 s to 120 s           |
| <b>Ramp-up</b>   |  |                         |
| Ramp-up rate ( $T_L$ to $T_p$ )  | 3 °C/s max.                            | 3 °C/s max.             |
| Liquidus temperature ( $T_L$ )   | 183 °C                                 | 217 °C                  |
| Time ( $t_L$ ) maintained above $T_L$  | 60 s to 150 s                          | 60 s to 150 s           |
| Peak package body temperature ( $T_p$ )  | Depends on case size - see table below |                         |
| Time ( $t_p$ ) within 5 °C of the specified classification temperature ( $T_c$ ) | 20 s                                   | 30 s                    |
| Time 25 °C to peak temperature   | 6 min max.                             | 8 min max.              |
| <b>Ramp-down</b>   |  |                         |
| Ramp-down rate ( $T_p$ to $T_L$ )  | 6 °C/s max.                            | 6 °C/s max.             |

**PEAK PACKAGE BODY TEMPERATURE ( $T_p$ )**

| CASE CODE  | PEAK PACKAGE BODY TEMPERATURE ( $T_p$ ) |                        |
|------------|---|------------------------|
|            | SnPb EUTECTIC PROCESS                   | LEAD (Pb)-FREE PROCESS |
| A, B, C, V | 235 °C                                  | 260 °C                 |
| D, E, W    | 220 °C                                  | 250 °C                 |

**PAD DIMENSIONS** in inches [millimeters]


| CASE CODE                                | A (MIN.)     | B (NOM.)     | C (NOM.)     | D (NOM.)     |
|--|--------------|--------------|--------------|--------------|
| <b>MOLDED CHIP CAPACITORS, ALL TYPES</b> |              |              |              |              |
| A  | 0.071 [1.80] | 0.067 [1.70] | 0.053 [1.35] | 0.187 [4.75] |
| B  | 0.118 [3.00] | 0.071 [1.80] | 0.065 [1.65] | 0.207 [5.25] |
| C  | 0.118 [3.00] | 0.094 [2.40] | 0.118 [3.00] | 0.307 [7.80] |
| D  | 0.157 [4.00] | 0.098 [2.50] | 0.150 [3.80] | 0.346 [8.80] |
| E  | 0.157 [4.00] | 0.098 [2.50] | 0.150 [3.80] | 0.346 [8.80] |
| V  | 0.157 [4.00] | 0.098 [2.50] | 0.150 [3.80] | 0.346 [8.80] |
| W  | 0.185 [4.70] | 0.098 [2.50] | 0.150 [3.80] | 0.346 [8.80] |



### GUIDE TO APPLICATION

- AC Ripple Current:** the maximum allowable ripple current shall be determined from the formula:

$$I_{RMS} = \sqrt{\frac{P}{R_{ESR}}}$$

where,

P = power dissipation in W at +25 °C as given in the tables in the product datasheets (Power Dissipation).

R<sub>ESR</sub> = the capacitor equivalent series resistance at the specified frequency

- AC Ripple Voltage:** the maximum allowable ripple voltage shall be determined from the formula:

$$V_{RMS} = I_{RMS} \times Z$$

or, from the formula:

$$V_{RMS} = Z \sqrt{\frac{P}{R_{ESR}}}$$

where,

P = power dissipation in W at +25 °C as given in the tables in the product datasheets (Power Dissipation).

R<sub>ESR</sub> = the capacitor equivalent series resistance at the specified frequency

Z = the capacitor impedance at the specified frequency

- The sum of the peak AC voltage plus the applied DC voltage shall not exceed the DC voltage rating of the capacitor.
- The sum of the negative peak AC voltage plus the applied DC voltage shall not allow a voltage reversal exceeding 10 % of the DC working voltage at +25 °C.
- Reverse Voltage:** solid tantalum capacitors are not intended for use with reverse voltage applied. However, they have been shown to be capable of withstanding momentary reverse voltage peaks of up to 10 % of the DC rating at 25 °C and 5 % of the DC rating at +85 °C.
- Temperature Derating:** if these capacitors are to be operated at temperatures above +25 °C, the permissible RMS ripple current shall be calculated using the derating factors as shown:

| TEMPERATURE (°C)    | DERATING FACTOR |
|---------------------|-----------------|
| +25                 | 1.0             |
| +85                 | 0.9             |
| +125                | 0.4             |
| +150 <sup>(1)</sup> | 0.3             |
| +175 <sup>(1)</sup> | 0.2             |
| +200 <sup>(1)</sup> | 0.1             |

**Note**

<sup>(1)</sup>Applicable for dedicated high temperature product series

- Power Dissipation:** power dissipation will be affected by the heat sinking capability of the mounting surface. Non-sinusoidal ripple current may produce heating effects which differ from those shown. It is important that the equivalent I<sub>RMS</sub> value

be established when calculating permissible operating levels. (Power dissipation calculated using +25 °C temperature rise).

- Printed Circuit Board Materials:** molded capacitors are compatible with commonly used printed circuit board materials (alumina substrates, FR4, FR5, G10, PTFE-fluorocarbon and porcelainized steel).
- Attachment:**
  - Solder Paste:** the recommended thickness of the solder paste after application is 0.007" ± 0.001" [0.178 mm ± 0.025 mm]. Care should be exercised in selecting the solder paste. The metal purity should be as high as practical. The flux (in the paste) must be active enough to remove the oxides formed on the metallization prior to the exposure to soldering heat. In practice this can be aided by extending the solder preheat time at temperatures below the liquidous state of the solder.
  - Soldering:** capacitors can be attached by conventional soldering techniques; vapor phase, convection reflow, infrared reflow, wave soldering, and hot plate methods. The soldering profile charts show recommended time / temperature conditions for soldering. Preheating is recommended. The recommended maximum ramp rate is 2 °C per s. Attachment with a soldering iron is not recommended due to the difficulty of controlling temperature and time at temperature. The soldering iron must never come in contact with the capacitor.
    - Backward and Forward Compatibility:** capacitors with SnPb or 100 % tin termination finishes can be soldered using SnPb or lead (Pb)-free soldering processes.
- Cleaning (Flux Removal) After Soldering:** molded capacitors are compatible with all commonly used solvents such as TES, TMS, Prelete, Chloroethane, Terpene and aqueous cleaning media. However, CFC / ODS products are not used in the production of these devices and are not recommended. Solvents containing methylene chloride or other epoxy solvents should be avoided since these will attack the epoxy encapsulation material.
  - When using ultrasonic cleaning, the board may resonate if the output power is too high. This vibration can cause cracking or a decrease in the adherence of the termination. DO NOT EXCEED 9W/l at 40 kHz for 2 min.
- Recommended Mounting Pad Geometries:** proper mounting pad geometries are essential for successful solder connections. These dimensions are highly process sensitive and should be designed to minimize component rework due to unacceptable solder joints. The dimensional configurations shown are the recommended pad geometries for both wave and reflow soldering techniques. These dimensions are intended to be a starting point for circuit board designers and may be fine tuned if necessary based upon the peculiarities of the soldering process and / or circuit board design.



## Molded Chip Tantalum Capacitors

| CAPACITOR ELECTRICAL PERFORMANCE CHARACTERISTICS      |   |                              |                                 |                              |
|---|---|------------------------------|---------------------------------|------------------------------|
| ITEM  | PERFORMANCE CHARACTERISTICS   |                              |                                 |                              |
| Category temperature range                            | -55 °C to +85 °C (to +125 °C with voltage derating)   |                              |                                 |                              |
| Capacitance tolerance                                 | ± 20 %, ± 10 %. Tested via bridge method, at +25 °C, 120 Hz   |                              |                                 |                              |
| Dissipation factor                                    | Limit per Standard Ratings table. Tested via bridge method, at 25 °C, 120 Hz  |                              |                                 |                              |
| ESR   | Limit per Standard Ratings table. Tested via bridge method, at 25 °C, 100 kHz   |                              |                                 |                              |
| Leakage current                                       | After application of rated voltage applied to capacitors for 5 min using a steady source of power with 1 kΩ resistor in series with the capacitor under test, leakage current at 25 °C is not more than 0.01 CV or 0.5 μA, whichever is greater. <i>Note that the leakage current varies with temperature and applied voltage. See graph below for the appropriate adjustment factor.</i> |                              |                                 |                              |
| Capacitance change by temperature                     | +20 % max. (at +125 °C)<br>+10 % max. (at +85 °C)<br>-10 % max. (at -55 °C)   |                              |                                 |                              |
| Reverse voltage                                       | Capacitors are capable of withstanding peak voltages in the reverse direction equal to:<br>10 % of the DC rating at +25 °C<br>5 % of the DC rating at +85 °C<br>Vishay does not recommend intentional or repetitive application of reverse voltage  |                              |                                 |                              |
| Ripple current  | For maximum ripple current values (at 25 °C) refer to relevant datasheet. If capacitors are to be used at temperatures above +25 °C, the permissible RMS ripple current (or voltage) shall be calculated using the derating factors:<br>1.0 at +25 °C; 0.9 at +85 °C; 0.4 at +125 °C  |                              |                                 |                              |
| Maximum operating and surge voltages vs. temperature  | <b>+85 °C</b>   |                              | <b>+125 °C</b>                  |                              |
|   | <b>RATED VOLTAGE<br/>(V)</b>  | <b>SURGE VOLTAGE<br/>(V)</b> | <b>CATEGORY VOLTAGE<br/>(V)</b> | <b>SURGE VOLTAGE<br/>(V)</b> |
|   | 4   | 5.2                          | 2.7                             | 3.4                          |
|   | 6.3   | 8                            | 4                               | 5                            |
|   | 10  | 13                           | 7                               | 8                            |
|   | 16  | 20                           | 10                              | 12                           |
|   | 20  | 26                           | 13                              | 16                           |
|   | 25  | 32                           | 17                              | 20                           |
|   | 35 <sup>(3)</sup>   | 46                           | 23                              | 28                           |
|   | 35 <sup>(4)</sup>   | 42                           | 23                              | 28                           |
|   | 50  | 65                           | 33                              | 40                           |
|   | 50 <sup>(1)</sup>   | 60                           | 33                              | 40                           |
|   | 63  | 75                           | 42                              | 50                           |
| 75 <sup>(2)</sup>                                     | 75  | 50                           | 50                              |                              |
| Recommended voltage derating guidelines (below 85 °C) | <b>VOLTAGE RAIL</b>   |                              | <b>CAPACITOR VOLTAGE RATING</b> |                              |
|   | ≤ 3.3   |                              | 6.3                             |                              |
|   | 5   |                              | 10                              |                              |
|   | 10  |                              | 20                              |                              |
|   | 12  |                              | 25                              |                              |
|   | 15  |                              | 35                              |                              |
| ≥ 24  |   | 50 or series configuration   |                                 |                              |

**Notes**

- All information presented in this document reflects typical performance characteristics

(1) Capacitance values 15 μF and higher

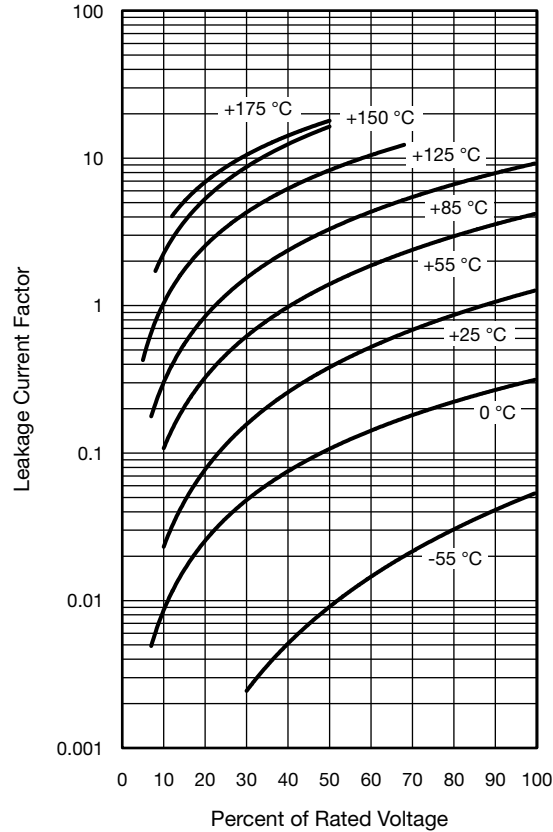
(2) For 293D and TR3 only

(3) Capacitance values lower than 33 μF

(4) Capacitance values 33 μF and higher



## TYPICAL LEAKAGE CURRENT TEMPERATURE FACTOR



**Note**

- At +25 °C, the leakage current shall not exceed the value listed in the Standard Ratings table
- At +85 °C, the leakage current shall not exceed 10 times the value listed in the Standard Ratings table
- At +125 °C, the leakage current shall not exceed 12 times the value listed in the Standard Ratings table
- At +150 °C, the leakage current shall not exceed 15 times the value listed in the Standard Ratings table
- At +175 °C, the leakage current shall not exceed 18 times the value listed in the Standard Ratings table

## ENVIRONMENTAL PERFORMANCE CHARACTERISTICS

| ITEM                 | CONDITION  | POST TEST PERFORMANCE                                       |  |
|----------------------|--|---|--|
| Surge voltage        | Post application of surge voltage (as specified in the table above) in series with a 33 Ω resistor at the rate of 30 s ON, 30 s OFF, for 1000 successive test cycles at 85 °C. | Capacitance change<br>Dissipation factor<br>Leakage current | Within ± 10 % of initial value<br>Initial specified limit<br>Initial specified limit                                     |
| Life test at +85 °C  | 1000 h application of rated voltage at 85 °C. MIL-STD-202, method 108  | Capacitance change<br>Dissipation factor<br>Leakage current | Within -20 % / +10 % of initial value<br>Initial specified limit<br>Shall not exceed 125 % of initial limit              |
| Life test at +125 °C | 1000 h application 2/3 of rated voltage at 125 °C. MIL-STD-202, method 108   | Capacitance change<br>Dissipation factor<br>Leakage current | Within -20 % / +10 % of initial value<br>Initial specified limit<br>Shall not exceed 125 % of initial limit              |
| Humidity tests       | At 60 °C / 90 % RH 1000 h, biased  | Capacitance change<br>Dissipation factor<br>Leakage current | Within -10 % / +20 % of initial value<br>Not to exceed 150 % of initial limit<br>Shall not exceed 200 % of initial limit |
| Thermal shock        | MIL-STD-202, method 107, test condition A (-55 °C / +85 °C, for 1000 cycles)   | Capacitance change<br>Dissipation factor<br>Leakage current | Within ± 10 % of initial value<br>Initial specified limit<br>Initial specified limit                                     |



| <b>MECHANICAL PERFORMANCE CHARACTERISTICS</b>  |   |   |
|--|---|---|
| <b>TEST CONDITION</b>                          | <b>CONDITION</b>  | <b>POST TEST PERFORMANCE</b>  |
| Terminal strength / shear force test           | Apply a pressure load of 17.7 N for 60 s horizontally to the center of capacitor side body.   | Capacitance change      Within ± 10 % of initial value<br>Dissipation factor      Initial specified limit<br>Leakage current          Initial specified limit<br><br>There shall be no mechanical or visual damage to capacitors post-conditioning. |
| Vibration                                      | MIL-STD-202, method 204, condition D, 10 Hz to 2000 Hz, 20 g peak, 8 h, at rated voltage  | Electrical measurements are not applicable, since the same parts are used for shock (specified pulse) test. There shall be no mechanical or visual damage to capacitors post-conditioning.  |
| Shock (specified pulse)                        | MIL-STD-202, method 213, condition I, 100 g peak  | Capacitance change      Within ± 10 % of initial value<br>Dissipation factor      Initial specified limit<br>Leakage current          Initial specified limit<br><br>There shall be no mechanical or visual damage to capacitors post-conditioning. |
| Resistance to soldering heat                   | Recommended reflow profiles temperatures and durations are located within the Capacitor Series Guides<br>MIL-STD-202, method 210, condition B                   | Capacitance change      Within ± 10 % of initial value<br>Dissipation factor      Initial specified limit<br>Leakage current          Initial specified limit<br><br>There shall be no mechanical or visual damage to capacitors post-conditioning. |
| Solderability and dissolution of metallization | MIL-STD-202, method 208, ANSI/J-STD-002, test B (SnPb) and B1 (lead (Pb)-free). Dissolution of metallization: method D.<br>Does not apply to gold terminations. | There shall be no mechanical or visual damage to capacitors post-conditioning.  |
| Flammability                                   | Encapsulation materials meet UL 94 V-0 with an oxygen index of 32 %.  |   |



## **Disclaimer**

ALL PRODUCT, PRODUCT SPECIFICATIONS AND DATA ARE SUBJECT TO CHANGE WITHOUT NOTICE TO IMPROVE RELIABILITY, FUNCTION OR DESIGN OR OTHERWISE.

Vishay Intertechnology, Inc., its affiliates, agents, and employees, and all persons acting on its or their behalf (collectively, "Vishay"), disclaim any and all liability for any errors, inaccuracies or incompleteness contained in any datasheet or in any other disclosure relating to any product.

Vishay makes no warranty, representation or guarantee regarding the suitability of the products for any particular purpose or the continuing production of any product. To the maximum extent permitted by applicable law, Vishay disclaims (i) any and all liability arising out of the application or use of any product, (ii) any and all liability, including without limitation special, consequential or incidental damages, and (iii) any and all implied warranties, including warranties of fitness for particular purpose, non-infringement and merchantability.

Statements regarding the suitability of products for certain types of applications are based on Vishay's knowledge of typical requirements that are often placed on Vishay products in generic applications. Such statements are not binding statements about the suitability of products for a particular application. It is the customer's responsibility to validate that a particular product with the properties described in the product specification is suitable for use in a particular application. Parameters provided in datasheets and / or specifications may vary in different applications and performance may vary over time. All operating parameters, including typical parameters, must be validated for each customer application by the customer's technical experts. Product specifications do not expand or otherwise modify Vishay's terms and conditions of purchase, including but not limited to the warranty expressed therein.

Except as expressly indicated in writing, Vishay products are not designed for use in medical, life-saving, or life-sustaining applications or for any other application in which the failure of the Vishay product could result in personal injury or death. Customers using or selling Vishay products not expressly indicated for use in such applications do so at their own risk. Please contact authorized Vishay personnel to obtain written terms and conditions regarding products designed for such applications.

No license, express or implied, by estoppel or otherwise, to any intellectual property rights is granted by this document or by any conduct of Vishay. Product names and markings noted herein may be trademarks of their respective owners.



## X-ON Electronics

Largest Supplier of Electrical and Electronic Components

*Click to view similar products for [Tantalum Capacitors - Solid SMD category](#):*

*Click to view products by [Vishay manufacturer](#):*

Other Similar products are found below :

[CWR06HC106KB](#) [B45197-A2157-M509](#) [B45197A5226M409](#) [NTC-T476K10TRDF](#) [CWR06KC106KP](#) [CWR09KB106KCA](#)  
[CWR19JC476MBHB-TR25](#) [TCSCS1A336KBAR](#) [TCTP0J336M8R](#) [B45196-H5106-K309](#) [B45196-H6226-K509](#) [CWR09JC225JBB](#)  
[T83D475K050RCCL](#) [TCSCS1A476KBAR](#) [T83E107K016RCCL](#) [T83D685K035RCCL](#) [595D107X0004B2T](#) [CWR11HH105KB](#)  
[293D155X9020A2DE3](#) [CWR29KC156KDHC\100](#) [CWR09NC224KB](#) [CWR11MC685KCB](#) [CWR29FC685KCEC](#) [CWR09NC684KM](#)  
[CWR19MH106KCHB](#) [CWR29HH155KCBB](#) [CWR29FC336KDGC](#) [CWR09NC225KDB](#) [CWR29FC475KDDC](#) [CWR29HC225KCAC](#)  
[CWR11KC106KBB](#) [CWR09JH105KC](#) [293D476X9035E2TE3](#) [CWR29JC335KDDC](#) [CWR29KC226JCGC](#) [CWR29FC105KDAC](#)  
[CWR29DC337KCHC](#) [NTC-T686K6.3TRBF](#) [595D686X9010B2T](#) [595D106X0025C8T](#) [TAZH685K035LBSB0824](#) [TAZG107K010LBSB0800](#)  
[TAZH475K050LBSB0H23](#) [TAJD107K016KNJ](#) [TAZH227K010LBSB0024](#) [TAZH156K025CBSZ0824](#) [TAZH227J010LBSZ0800](#)  
[TPSE687M006H0045](#) [TBJD156K025CBSZ0824](#) [TMCSA1V154MTRF](#)