

## High Performance Schottky Rectifier, 2 A



**RoHS**  
COMPLIANT  
HALOGEN  
**FREE**

### FEATURES

- Low forward voltage drop
- Guard ring for enhanced ruggedness and long term reliability
- Small foot print, surface mountable
- High frequency operation
- Meets MSL level 1, per J-STD-020, LF maximum peak of 260 °C
- Meets JESD 201 class 2 whisker test
- AEC-Q101 qualified
- Material categorization: for definitions of compliance please see [www.vishay.com/doc?99912](http://www.vishay.com/doc?99912)

### DESCRIPTION

The VS-20BQ030HM3 surface mount Schottky rectifier has been designed for applications requiring low forward drop and small foot prints on PC boards. Typical applications are in disk drives, switching power supplies, converters, freewheeling diodes, battery charging, and reverse battery protection.

| PRODUCT SUMMARY |                 |
|-----------------|-----------------|
| Package         | SMB             |
| $I_{F(AV)}$     | 2 A             |
| $V_R$           | 30 V            |
| $V_F$ at $I_F$  | 0.37 V          |
| $I_{RM}$        | 15 mA at 125 °C |
| $T_J$ max.      | 150 °C          |
| Diode variation | Single die      |
| $E_{AS}$        | 3.0 mJ          |

| MAJOR RATINGS AND CHARACTERISTICS |   |             |       |
|-----------------------------------|---|-------------|-------|
| SYMBOL                            | CHARACTERISTICS                                   | VALUES      | UNITS |
| $I_{F(AV)}$                       | Rectangular waveform                              | 2           | A     |
| $V_{RRM}$                         |   | 30          | V     |
| $I_{FSM}$                         | $t_p = 5 \mu s$ sine                              | 350         | A     |
| $V_F$                             | $2.0 A_{pk}$ , $T_J = 125 \text{ }^\circ\text{C}$ | 0.37        | V     |
| $T_J$                             | Range   | -55 to +150 | °C    |

| VOLTAGE RATINGS                      |           |               |       |
|--------------------------------------|-----------|---------------|-------|
| PARAMETER                            | SYMBOL    | VS-20BQ030HM3 | UNITS |
| Maximum DC reverse voltage           | $V_R$     | 30            | V     |
| Maximum working peak reverse voltage | $V_{RWM}$ |               |       |

| ABSOLUTE MAXIMUM RATINGS                            |             |   |        |       |
|---|-------------|---|--------|-------|
| PARAMETER   | SYMBOL      | TEST CONDITIONS   | VALUES | UNITS |
| Maximum average forward current                     | $I_{F(AV)}$ | 50 % duty cycle at $T_L = 119 \text{ }^\circ\text{C}$ , rectangular waveform  | 2.0    | A     |
| Maximum peak one cycle non-repetitive surge current | $I_{FSM}$   | 5 $\mu s$ sine or 3 $\mu s$ rect. pulse   | 350    |       |
|   |             | 10 ms sine or 6 ms rect. pulse  | 75     |       |
| Non-repetitive avalanche energy                     | $E_{AS}$    | $T_J = 25 \text{ }^\circ\text{C}$ , $I_{AS} = 1 \text{ A}$ , $L = 6 \text{ mH}$                                     | 3.0    | mJ    |
| Repetitive avalanche current                        | $I_{AR}$    | Current decaying linearly to zero in 1 $\mu s$<br>Frequency limited by $T_J$ maximum $V_A = 1.5 \times V_R$ typical | 1.0    | A     |



| ELECTRICAL SPECIFICATIONS       |                |   |                                   |        |                  |
|---------------------------------|----------------|---|-----------------------------------|--------|------------------|
| PARAMETER                       | SYMBOL         | TEST CONDITIONS   |                                   | VALUES | UNITS            |
| Maximum forward voltage drop    | $V_{FM}^{(1)}$ | 2 A   | $T_J = 25\text{ }^\circ\text{C}$  | 0.47   | V                |
|                                 |                | 4 A   |                                   | 0.55   |                  |
|                                 |                | 2 A   | $T_J = 125\text{ }^\circ\text{C}$ | 0.37   |                  |
|                                 |                | 4 A   |                                   | 0.47   |                  |
| Maximum reverse leakage current | $I_{RM}$       | $T_J = 25\text{ }^\circ\text{C}$  | $V_R = \text{Rated } V_R$         | 0.5    | mA               |
|                                 |                | $T_J = 125\text{ }^\circ\text{C}$   |                                   | 15     |                  |
| Maximum junction capacitance    | $C_T$          | $V_R = 5 V_{DC}$ , (test signal range 100 kHz to 1 MHz), $25\text{ }^\circ\text{C}$ |                                   | 200    | pF               |
| Typical series inductance       | $L_S$          | Measured lead to lead 5 mm from package body  |                                   | 2.0    | nH               |
| Maximum voltage rate of change  | dV/dt          | Rated $V_R$   |                                   | 10 000 | V/ $\mu\text{s}$ |

**Note**(1) Pulse width = 300  $\mu\text{s}$ , duty cycle = 2 %

| THERMAL - MECHANICAL SPECIFICATIONS             |                         |                                   |  |             |                    |
|---|-------------------------|-----------------------------------|--|-------------|--------------------|
| PARAMETER                                       | SYMBOL                  | TEST CONDITIONS                   |  | VALUES      | UNITS              |
| Maximum junction and storage temperature range  | $T_J^{(1)}$ , $T_{Stg}$ |                                   |  | -55 to +150 | $^\circ\text{C}$   |
| Maximum thermal resistance, junction to lead    | $R_{thJL}^{(2)}$        | DC operation                      |  | 25          | $^\circ\text{C/W}$ |
| Maximum thermal resistance, junction to ambient | $R_{thJA}$              |                                   |  | 80          |                    |
| Approximate weight                              |                         |                                   |  | 0.10        | g                  |
|   |                         |                                   |  | 0.003       | oz.                |
| Marking device                                  |                         | Case style SMB (similar DO-214AA) |  | 2E          |                    |

**Notes**(1)  $\frac{dP_{tot}}{dT_J} < \frac{1}{R_{thJA}}$  thermal runaway condition for a diode on its own heatsink

(2) Mounted 1" square PCB

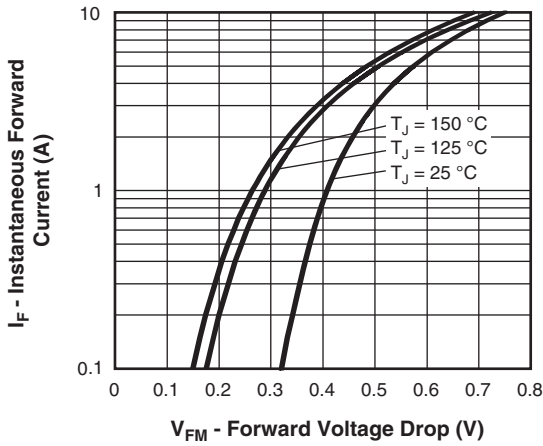


Fig. 1 - Maximum Forward Voltage Drop Characteristics

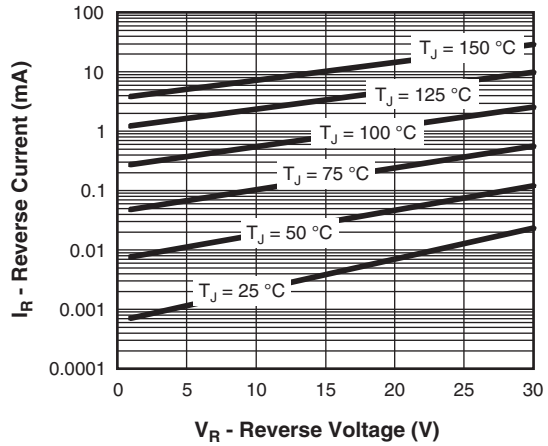


Fig. 2 - Typical Peak Reverse Current vs. Reverse Voltage

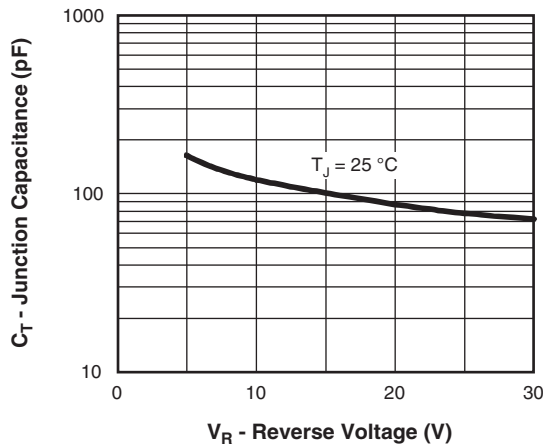


Fig. 3 - Typical Junction Capacitance vs. Reverse Voltage

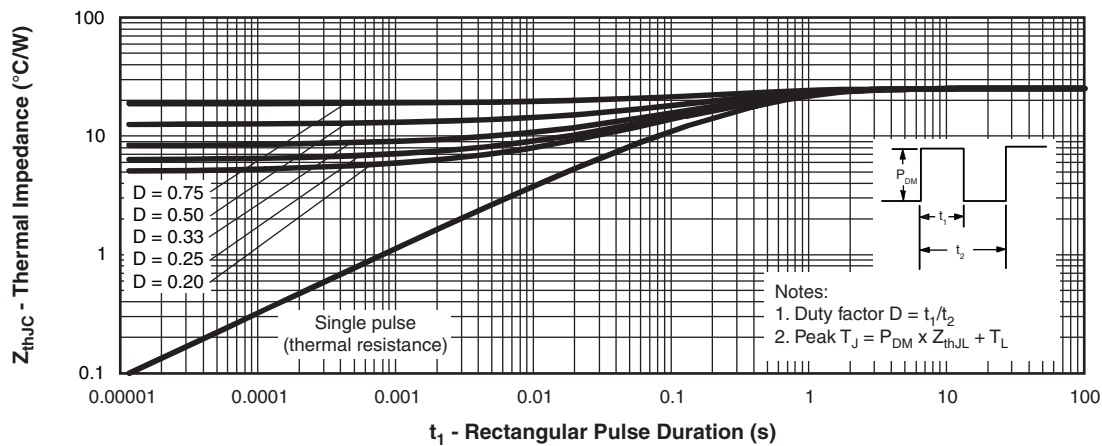


Fig. 4 - Maximum Thermal Impedance  $Z_{thJL}$  Characteristics

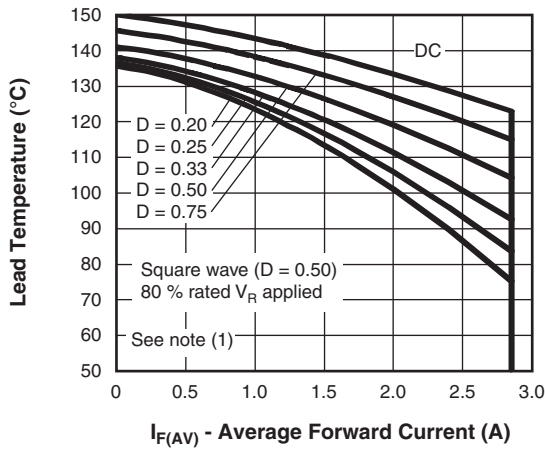


Fig. 5 - Maximum Average Forward Current vs. Allowable Lead Temperature

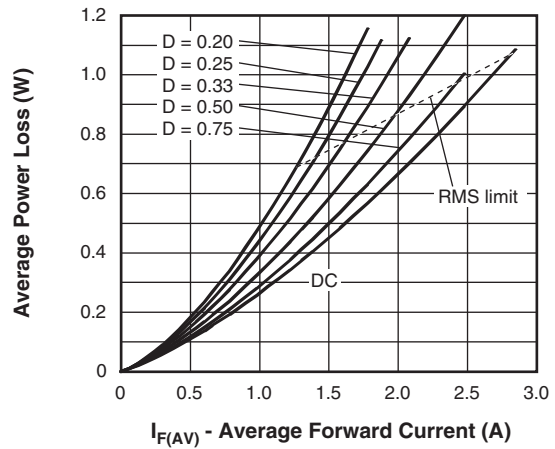


Fig. 6 - Maximum Average Forward Dissipation vs. Average Forward Current

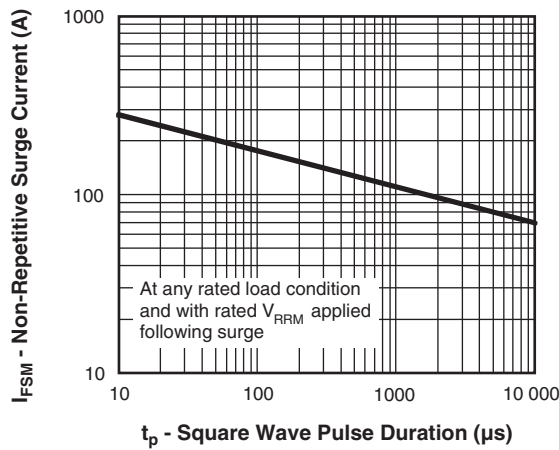


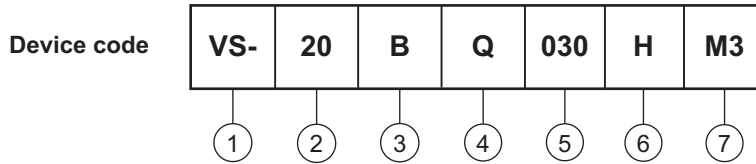
Fig. 7 - Maximum Peak Surge Forward Current vs. Pulse Duration

**Note**

- (1) Formula used:  $T_L = T_J - (P_d + P_{d_{REV}}) \times R_{thJL}$ ;  
 $P_d$  = Forward power loss =  $I_{F(AV)} \times V_{FM}$  at  $(I_{F(AV)}/D)$  (see fig. 6);  
 $P_{d_{REV}}$  = Inverse power loss =  $V_{R1} \times I_R (1 - D)$ ;  $I_R$  at  $V_{R1} = 80\%$  rated  $V_R$



**ORDERING INFORMATION TABLE**



- 1** - Vishay Semiconductors product
- 2** - Current rating
- 3** - B = SMB
- 4** - Q = Schottky "Q" series
- 5** - Voltage rating (030 = 30 V)
- 6** - H = AEC-Q101 qualified
- 7** - Environmental digit:  
M3 = halogen-free, RoHS compliant and terminations lead (Pb)-free

| <b>ORDERING INFORMATION (Example)</b> |                               |                               |                                    |
|---------------------------------------|-------------------------------|-------------------------------|------------------------------------|
| <b>PREFERRED P/N</b>                  | <b>PREFERRED PACKAGE CODE</b> | <b>MINIMUM ORDER QUANTITY</b> | <b>PACKAGING DESCRIPTION</b>       |
| VS-20BQ030HM3/5BT                     | 5BT                           | 3200                          | 13" diameter plastic tape and reel |

| <b>LINKS TO RELATED DOCUMENTS</b> |  |
|-----------------------------------|--|
| Dimensions                        | <a href="http://www.vishay.com/doc?95401">www.vishay.com/doc?95401</a> |
| Part marking information          | <a href="http://www.vishay.com/doc?95403">www.vishay.com/doc?95403</a> |
| Packaging information             | <a href="http://www.vishay.com/doc?95404">www.vishay.com/doc?95404</a> |

## SMB

**DIMENSIONS** in inches (millimeters)





## Disclaimer

ALL PRODUCT, PRODUCT SPECIFICATIONS AND DATA ARE SUBJECT TO CHANGE WITHOUT NOTICE TO IMPROVE RELIABILITY, FUNCTION OR DESIGN OR OTHERWISE.

Vishay Intertechnology, Inc., its affiliates, agents, and employees, and all persons acting on its or their behalf (collectively, "Vishay"), disclaim any and all liability for any errors, inaccuracies or incompleteness contained in any datasheet or in any other disclosure relating to any product.

Vishay makes no warranty, representation or guarantee regarding the suitability of the products for any particular purpose or the continuing production of any product. To the maximum extent permitted by applicable law, Vishay disclaims (i) any and all liability arising out of the application or use of any product, (ii) any and all liability, including without limitation special, consequential or incidental damages, and (iii) any and all implied warranties, including warranties of fitness for particular purpose, non-infringement and merchantability.

Statements regarding the suitability of products for certain types of applications are based on Vishay's knowledge of typical requirements that are often placed on Vishay products in generic applications. Such statements are not binding statements about the suitability of products for a particular application. It is the customer's responsibility to validate that a particular product with the properties described in the product specification is suitable for use in a particular application. Parameters provided in datasheets and / or specifications may vary in different applications and performance may vary over time. All operating parameters, including typical parameters, must be validated for each customer application by the customer's technical experts. Product specifications do not expand or otherwise modify Vishay's terms and conditions of purchase, including but not limited to the warranty expressed therein.

Except as expressly indicated in writing, Vishay products are not designed for use in medical, life-saving, or life-sustaining applications or for any other application in which the failure of the Vishay product could result in personal injury or death. Customers using or selling Vishay products not expressly indicated for use in such applications do so at their own risk. Please contact authorized Vishay personnel to obtain written terms and conditions regarding products designed for such applications.

No license, express or implied, by estoppel or otherwise, to any intellectual property rights is granted by this document or by any conduct of Vishay. Product names and markings noted herein may be trademarks of their respective owners.

## X-ON Electronics

Largest Supplier of Electrical and Electronic Components

*Click to view similar products for [Schottky Diodes & Rectifiers](#) category:*

*Click to view products by [Vishay](#) manufacturer:*

Other Similar products are found below :

[MA4E2039](#) [D1FH3-5063](#) [MBR10100CT-BP](#) [MBR1545CT](#) [MMBD301M3T5G](#) [RB160M-50TR](#) [RB551V-30](#) [BAS16E6433HTMA1](#) [BAT](#)  
[54-02LRH E6327](#) [NSR05F40QNXT5G](#) [NTE555](#) [JANS1N6640](#) [SB07-03C-TB-H](#) [SB1003M3-TL-W](#) [SK310-T](#) [SK32A-LTP](#) [SK33A-TP](#)  
[SK34B-TP](#) [SS3003CH-TL-E](#) [GA01SHT18](#) [CRS10I30A\(TE85L,QM](#) [MA4E2501L-1290](#) [MBRB30H30CT-1G](#) [SB007-03C-TB-E](#) [SK32A-TP](#)  
[SK33B-TP](#) [SK35A-TP](#) [SK38B-TP](#) [NRVBM120LT1G](#) [NTE505](#) [NTSB30U100CT-1G](#) [SS15E-TP](#) [VS-6CWQ10FNHM3](#) [ACDBA1100LR-HF](#)  
[ACDBA1200-HF](#) [ACDBA140-HF](#) [ACDBA2100-HF](#) [ACDBA3100-HF](#) [CDBQC0530L-HF](#) [CDBQC0240LR-HF](#) [ACDBA340-HF](#)  
[ACDBA260LR-HF](#) [ACDBA1100-HF](#) [SK310B-TP](#) [MA4E2502L-1246](#) [MA4E2502H-1246](#) [NRVBM120ET1G](#) [NSR01L30MXT5G](#) [NTE573](#)  
[NTE6081](#)