



# Zener Diodes



## FEATURES

- Silicon planar power Zener diodes
- For use in stabilizing and clipping circuits with high power rating
- The Zener voltages are graded according to the international E 24 standard. Smaller voltage tolerances are available upon request
- These diodes are also available in the DO-41 case with the type designation ZPY3V9 to ZPY100
- AEC-Q101 qualified
- Material categorization: for definitions of compliance please see [www.vishay.com/doc?99912](http://www.vishay.com/doc?99912)



RoHS COMPLIANT HALOGEN FREE

## DESIGN SUPPORT TOOLS AVAILABLE



PRIMARY CHARACTERISTICS		
PARAMETER	VALUE	UNIT
V <sub>Z</sub> range nom.	3.9 to 100	V
Test current I <sub>ZT</sub>	5 to 100	mA
V <sub>Z</sub> specification	Pulse current	
Circuit configuration	Single	

ORDERING INFORMATION			
DEVICE NAME	ORDERING CODE	TAPED UNITS PER REEL	MINIMUM ORDER QUANTITY
ZMY3V9 to ZMY100	ZMY3V9 to ZMY100-series-GS18	5 000 (12 mm tape on 13" reel)	10 000/box
ZMY3V9 to ZMY100	ZMY3V9 to ZMY100-series-GS08	1 500 (12 mm tape on 7" reel)	12 000/box

PACKAGE				
PACKAGE NAME	WEIGHT	MOLDING COMPOUND FLAMMABILITY RATING	MOISTURE SENSITIVITY LEVEL	SOLDERING CONDITIONS
MELF (DO-213AB) glass	135 mg	UL 94 V-0	MSL level 1 (according J-STD-020)	Peak temperature max. 260 °C

ABSOLUTE MAXIMUM RATINGS (T <sub>amb</sub> = 25 °C, unless otherwise specified)				
PARAMETER	TEST CONDITION	SYMBOL	VALUE	UNIT
Power dissipation	Valid provided that electrodes are kept at ambient temperature	P <sub>tot</sub>	1000	mW
Zener current	See table "Characteristics"			
Junction to ambient air	Valid provided that electrodes are kept at ambient temperature	R <sub>thJA</sub>	170	K/W
Junction to ambient case		R <sub>thJC</sub>	60	K/W
Junction temperature, maximum		T <sub>j</sub>	175	°C
Storage temperature range		T <sub>stg</sub>	-55 to +175	°C



<b>ELECTRICAL CHARACTERISTICS</b> ( $T_{amb} = 25\text{ }^{\circ}\text{C}$ , unless otherwise specified)											
PART NUMBER	ZENER VOLTAGE RANGE <sup>(2)</sup>			TEST CURRENT	REVERSE VOLTAGE		DYNAMIC RESISTANCE $f = 1\text{ kHz}$		ADMISSIBLE ZENER CURRENT <sup>(1)</sup>	TEMPERATURE COEFFICIENT OF ZENER VOLTAGE	
	$V_Z$ at $I_{ZT1}$			$I_{ZT1}$	$V_R$ at $I_R$		$Z_Z$ at $I_{ZT1}$		$I_Z$	$\alpha_{VZ}$ at $I_{ZT1}$	
	V			mA	V	$\mu\text{A}$	$\Omega$		mA	$10^{-4}/^{\circ}\text{C}$	
	MIN.	NOM.	MAX.				MAX.	TYP.		MIN.	MAX.
ZMY3V9	3.7	3.9	4.1	100	-	0.5	7	4	203	-7	2
ZMY4V3	4	4.3	4.6	100	-	0.5	7	4	182	-7	3
ZMY4V7	4.4	4.7	5	100	-	0.5	7	4	165	-7	4
ZMY5V1	4.8	5.1	5.4	100	0.7	0.5	5	2	150	-6	5
ZMY5V6	5.2	5.6	6	100	1.5	0.5	2	1	135	-3	5
ZMY6V2	5.8	6.2	6.6	100	2	0.5	2	1	128	-1	6
ZMY6V8	6.4	6.8	7.2	100	3	0.5	2	1	110	0	7
ZMY7V5	7	7.5	7.9	100	5	0.5	2	1	100	0	7
ZMY8V2	7.7	8.2	8.7	100	6	0.5	2	1	89	3	8
ZMY9V1	8.5	9.1	9.6	50	7	0.5	4	2	82	3	8
ZMY10	9.4	10	10.6	50	7.5	0.5	4	2	74	5	9
ZMY11	10.4	11	11.6	50	8.5	0.5	7	3	66	5	10
ZMY12	11.4	12	12.7	50	9	0.5	7	3	60	5	10
ZMY13	12.4	13	14.1	50	10	0.5	9	4	55	5	10
ZMY15	13.8	15	15.8	50	11	0.5	9	4	49	5	10
ZMY16	15.3	16	17.1	25	12	0.5	10	5	44	7	11
ZMY18	16.8	18	19.1	25	14	0.5	11	5	40	7	11
ZMY20	18.8	20	21.2	25	15	0.5	12	6	36	7	11
ZMY22	20.8	22	23.3	25	17	0.5	13	7	34	7	11
ZMY24	22.8	24	25.6	25	18	0.5	14	8	29	7	12
ZMY27	25.1	27	28.9	25	20	0.5	15	9	27	7	12
ZMY30	28	30	32	25	22.5	0.5	20	10	25	7	12
ZMY33	31	33	35	25	25	0.5	20	11	22	7	12
ZMY36	34	36	38	10	27	0.5	60	25	20	7	12
ZMY39	37	39	41	10	29	0.5	60	30	18	8	12
ZMY43	40	43	46	10	32	0.5	80	35	17	8	13
ZMY47	44	47	50	10	35	0.5	80	40	15	8	13
ZMY51	48	51	54	10	38	0.5	100	45	14	8	13
ZMY56	52	56	60	10	42	0.5	100	50	13	8	13
ZMY62	58	62	66	10	47	0.5	130	60	11	8	13
ZMY68	64	68	72	10	51	0.5	130	65	10	8	13
ZMY75	70	75	79	10	56	0.5	160	70	9	8	13
ZMY82	77	82	88	10	61	0.5	160	80	8	8	13
ZMY91	85	91	96	5	68	0.5	250	120	7.5	9	13
ZMY100	94	100	106	5	75	0.5	250	130	7	9	13

**Notes**

<sup>(1)</sup> Valid provided that electrodes are kept at ambient temperature

<sup>(2)</sup> Tested with pulses  $t_p = 5\text{ ms}$

## BASIC CHARACTERISTICS (T<sub>amb</sub> = 25 °C, unless otherwise specified)

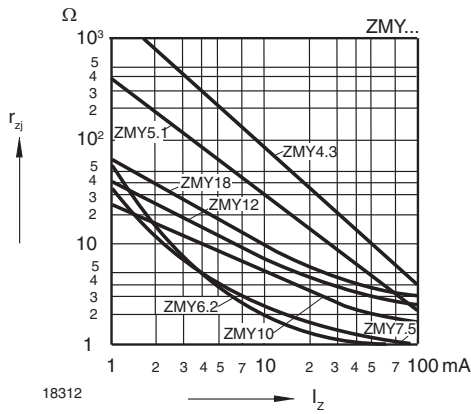


Fig. 1 - Dynamic Resistance vs. Zener Current

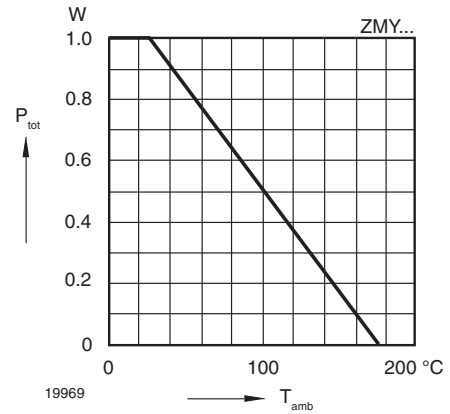


Fig. 4 - Admissible Power Dissipation vs. Ambient Temperature

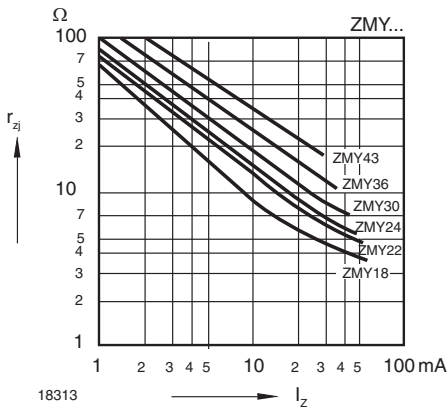


Fig. 2 - Dynamic Resistance vs. Zener Current

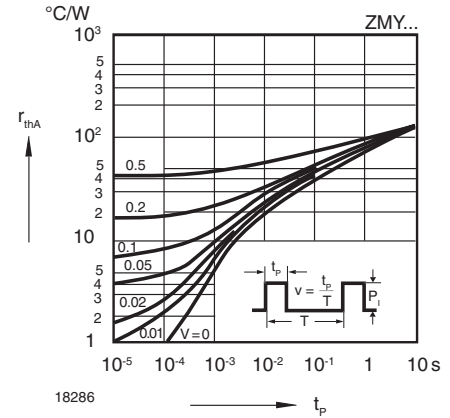


Fig. 5 - Pulse Thermal Resistance vs. Pulse Duration

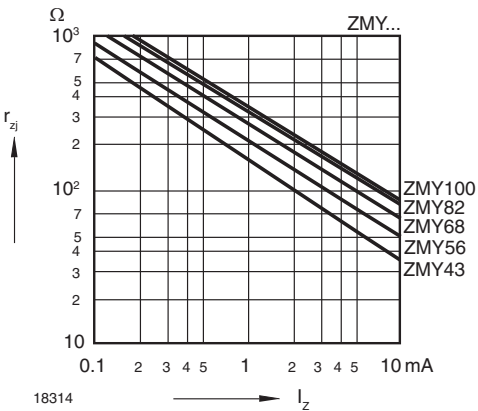


Fig. 3 - Dynamic Resistance vs. Zener Current

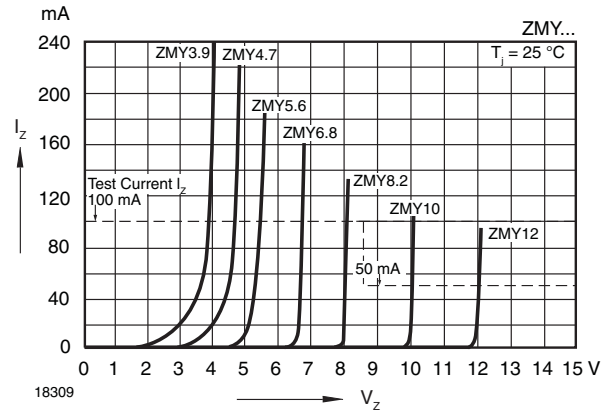


Fig. 6 - Breakdown Characteristics

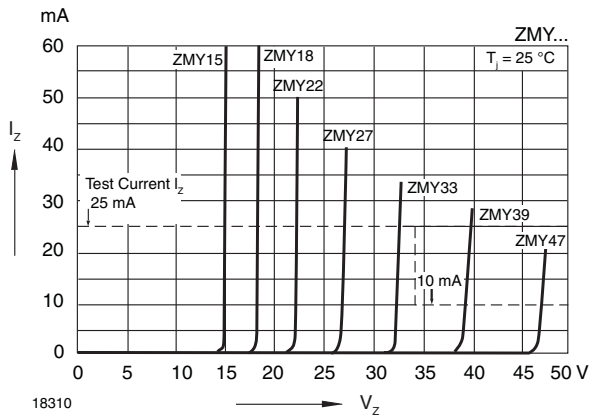


Fig. 7 - Breakdown Characteristics

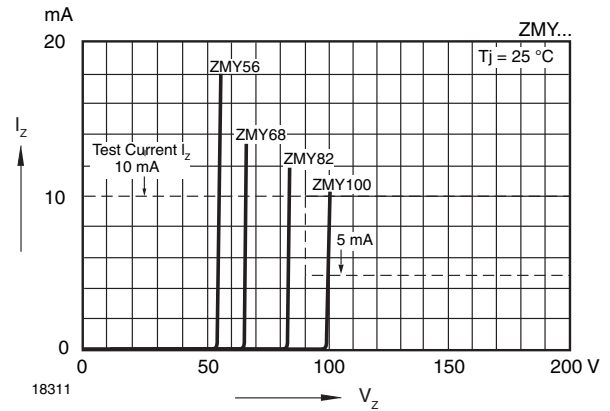
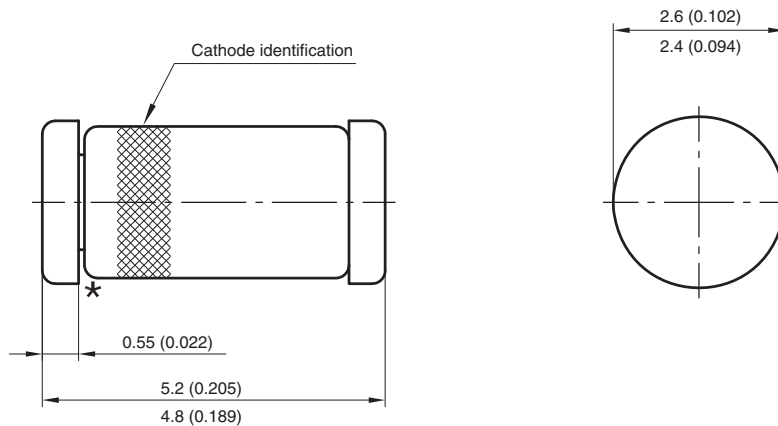


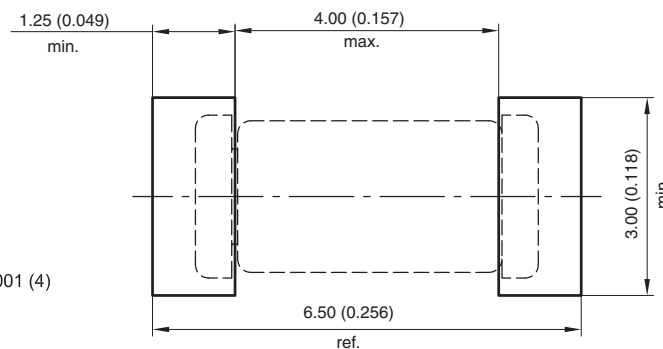
Fig. 8 - Breakdown Characteristics

## PACKAGE DIMENSIONS in millimeters (inches): MELF DO-213AB (glass)



★ The gap between plug and glass can be either on cathode or anode side

Foot print recommendation:



Document no.:S8-V-3453.02-001 (4)  
Rev. 3 - Date: 07 June 2006  
18317



## **Disclaimer**

ALL PRODUCT, PRODUCT SPECIFICATIONS AND DATA ARE SUBJECT TO CHANGE WITHOUT NOTICE TO IMPROVE RELIABILITY, FUNCTION OR DESIGN OR OTHERWISE.

Vishay Intertechnology, Inc., its affiliates, agents, and employees, and all persons acting on its or their behalf (collectively, "Vishay"), disclaim any and all liability for any errors, inaccuracies or incompleteness contained in any datasheet or in any other disclosure relating to any product.

Vishay makes no warranty, representation or guarantee regarding the suitability of the products for any particular purpose or the continuing production of any product. To the maximum extent permitted by applicable law, Vishay disclaims (i) any and all liability arising out of the application or use of any product, (ii) any and all liability, including without limitation special, consequential or incidental damages, and (iii) any and all implied warranties, including warranties of fitness for particular purpose, non-infringement and merchantability.

Statements regarding the suitability of products for certain types of applications are based on Vishay's knowledge of typical requirements that are often placed on Vishay products in generic applications. Such statements are not binding statements about the suitability of products for a particular application. It is the customer's responsibility to validate that a particular product with the properties described in the product specification is suitable for use in a particular application. Parameters provided in datasheets and / or specifications may vary in different applications and performance may vary over time. All operating parameters, including typical parameters, must be validated for each customer application by the customer's technical experts. Product specifications do not expand or otherwise modify Vishay's terms and conditions of purchase, including but not limited to the warranty expressed therein.

Except as expressly indicated in writing, Vishay products are not designed for use in medical, life-saving, or life-sustaining applications or for any other application in which the failure of the Vishay product could result in personal injury or death. Customers using or selling Vishay products not expressly indicated for use in such applications do so at their own risk. Please contact authorized Vishay personnel to obtain written terms and conditions regarding products designed for such applications.

No license, express or implied, by estoppel or otherwise, to any intellectual property rights is granted by this document or by any conduct of Vishay. Product names and markings noted herein may be trademarks of their respective owners.

## X-ON Electronics

Largest Supplier of Electrical and Electronic Components

*Click to view similar products for [Zener Diodes](#) category:*

*Click to view products by [Vishay](#) manufacturer:*

Other Similar products are found below :

[RKZ13B2KG#P1](#) [DL5234B](#) [EDZTE6113B](#) [1N4682](#) [1N4691](#) [1N4693](#) [1N4732A](#) [1N4733A-TR](#) [1N4736A](#) [1N4750A](#) [1N4759ARL](#) [1N5241B](#)  
[1N5365B](#) [1N5369B](#) [1N747A](#) [1N959B](#) [1N964B](#) [1N966B](#) [1N968B](#) [1N972B](#) [NTE149A](#) [NTE5116A](#) [NTE5121A](#) [NTE5147A](#) [NTE5152A](#)  
[NTE5155A](#) [NTE5164A](#) [JANS1N4974US](#) [1N4692](#) [1N4700](#) [1N4702](#) [1N4704](#) [1N4711](#) [1N4714](#) [1N4737A](#) [1N4745ARL](#) [1N4752A](#)  
[1N4752ARL](#) [1N4760ARL](#) [1N5221B](#) [1N5236B](#) [1N5241BTR](#) [1N5242BTR](#) [1N5350B](#) [1N5352B](#) [1N961BRR1](#) [1N964BRL](#) [RKZ5.1BKU#P6](#)  
[3SMAJ5950B-TP](#) [3SMBJ5925B-TP](#)