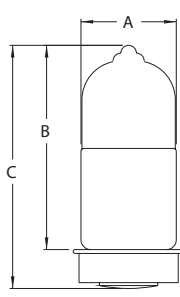
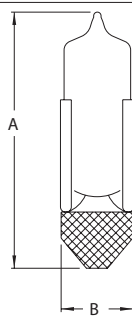
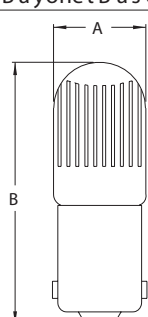


Neon Indicator Lamps

Configuration	Part Number	Old Ref. Number	Design Current mA	Maximum Breakdown Voltage	
				VAC	VDC
T-2 Midget Flange Base					
	A1G		0.3	65	90
	A1G-R		0.3	65	90
	A1H		1.2	95	135
	A1H-R		1.2	95	135
	C7A	NE -2D	0.7	65	90
	C7A-R		0.7	65	90
	C9A	NE -2J	1.9	95	135
	C9A-R		1.9	95	135
	G9B		1.2	95	135
	G9B-R		1.2	95	135
T-2 Telephone Slide Base					
	K1C5		0.7	65	90
	K1C5-R		0.7	65	90
	K1B1		1.2	95	135
	K1B1-R		1.2	95	135
	K1A5	NE -84	1.9	95	135
	K1A5-R		1.9	95	135
T-3 1/4 Miniature Bayonet Base					
	B1A	NE -51	0.3	65	90
	B1A-R	NE 51R	0.3	65	90
	B2A	NE 51H	1.2	95	135
	B2A-R	NE 51HR	1.2	95	135
	B2G	NE 51G	1.2	95	135
	B2G-R	AR 51G R	1.2	95	135

Footnotes

- Life value is to approximately 50% of initial light output. Values shown apply to use on AC unless otherwise shown. Life on DC is approximately 60% of AC values when DC current is equal to RMS AC value. When equal DC and RMS AC voltages and equal resistances are utilized, life will be approximately the same.
- For DC operation of high brightness lamps use a minimum of 150 circuit volts. Maximum initial breakdown voltage 95 VAC, 135 VDC in light.
- Tinned leads.
- High brightness.
- Formed tip.
- Dark effect reduced.
- Lamp drops through a \varnothing .310" cylinder of .500" minimum length.

Series Resistor				Average Useful Life	Dimensions inches			Footnotes
100-125V		220-250V			A(Max.)	B(Max.)	C(Min.)	
Ohms	W	Ohms	W					
T-2 Midget Flange Base								
220K	1/4	540K	1/3	25,000	.250	.525	.625	1,5,12
220K	1/4	-	-	25,000	.250	.525	.625	1,5,11
47K	1/4	150K	1/3	25,000	.250	.525	.625	2,4,5,6,8,12
47K	1/4	-	-	25,000	.250	.525	.625	2,4,5,6,8,11
100K	1/4	220K	1/3	25,000	.250	.828	.938	1,5,12
100K	1/4	-	-	25,000	.250	.828	.938	1,5,11
30K	1/4	100K	1/3	25,000	.250	.828	.938	2,4,5,6,8,12
30K	1/4	-	-	25,000	.250	.828	.938	2,4,5,6,8,11
47K	1/4	150K	1/3	15,000	.250	.828	.938	1,5,12,13
47K	1/4	-	-	15,000	.250	.828	.938	1,5,11,13
T-2 Telephone Slide Base								
100K	1/4	220K	1/3	25,000	1.03	.290	-	1,5,7,12
100K	1/4	-	-	25,000	1.03	.290	-	1,5,7,11
47K	1/4	150K	1/3	25,000	1.03	.290	-	2,4,6,7,8,12
47K	1/4	-	-	25,000	1.03	.290	-	2,4,6,7,8,11
30K	1/4	100K	1/3	25,000	1.03	.290	-	2,4,5,6,7,8,12
30K	1/4	-	-	25,000	1.03	.290	-	2,4,5,6,7,8,11
T-3 1/4 Miniature Bayonet Base								
220K	1/4	540K	1/3	25,000	.430	1.188	-	1
220K	1/4	-	-	25,000	.430	1.188	-	1,11
47K	1/4	150K	1/3	25,000	.430	1.188	-	2,4,6,8
47K	1/4	-	-	25,000	.430	1.188	-	2,4,6,9,11
47K	1/4	150K	1/3	15,000	.430	1.188	-	2,4,5,13
47K	1/4	-	-	15,000	.430	1.188	-	2,4,5,11,13

Footnotes

- Life value is to approximately 50% of initial light output. Values shown apply to use on AC unless otherwise shown. Life on DC is approximately 60% of AC values when DC current is equal to RMS AC value. When equal DC and RMS AC voltages and equal resistances are utilized, life will be approximately the same.
- For DC operation of high brightness lamps use a minimum of 150 circuit volts. Maximum initial breakdown voltage 95 VAC, 135 VDC in light.
- Tinned leads.
- High brightness.
- Formed tip.
- Dark effect reduced.
- Lamp drops through a Ø.310" cylinder of .500" minimum length.

X-ON Electronics

Largest Supplier of Electrical and Electronic Components

Click to view similar products for [Lamps](#) category:

Click to view products by [Visual Communications Company](#) manufacturer:

Other Similar products are found below :

[5AB](#) [6180](#) [8111](#) [8623](#) [912](#) [120PS](#) [1224](#) [DE603](#) [DW50](#) [IFL-LX2162-16T](#) [C9A](#) [C9A](#) [3015](#) [303](#) [19](#) [PR13](#) [268](#) [GT-NE6H1225T](#)
[CM5004WW](#) [32-2211T](#) [323](#) [509K](#) [5314N1](#) [5314N2](#) [WWT1-EW10/GRN](#) [4925H1](#) [DW07](#) [10C7DC-120V](#) [1141](#) [MS25231-313](#) [E73](#) [CM2](#)
[7683EBP](#) [8553](#) [XE135B](#) [WWT2-EW34BLA](#) [6S6/30V](#) [7367](#) [1301910036](#) [7A1H](#) [8630FBBB](#) [85](#) [106](#) [105](#) [BGF717-UV1](#) [1974D](#) [1495](#) [373](#)
[400](#) [502](#)